



US00D882238S

(12) **United States Design Patent**
Strother

(10) **Patent No.:** **US D882,238 S**
(45) **Date of Patent:** **** Apr. 28, 2020**

(54) **SHOE UPPER ELEMENT**

(71) Applicant: **TBL Licensing LLC**, Stratham, NH
(US)

(72) Inventor: **Brian Lee Strother**, Dover, NH (US)

(73) Assignee: **TBL Licensing LLC**, Stratham, NH
(US)

(**) Term: **15 Years**

(21) Appl. No.: **29/605,874**

(22) Filed: **May 31, 2017**

(51) **LOC (12) Cl.** **02-04**

(52) **U.S. Cl.**
USPC **D2/973**

(58) **Field of Classification Search**
USPC D2/896, 902, 906-908, 946, 947, 969,
D2/972-974, 978; D5/47, 49, 50, 53, 54,
D5/56, 60
CPC ... A43B 13/181; A43B 13/141; A43B 13/186;
A43B 13/188; A43B 23/00; A43B 23/02;
A43B 5/00; A43B 23/26; A43B 1/04;
A43B 11/14; A43B 7/00; A43B 3/12;
A43C 3/00; A43C 5/00; A43C 7/00;
A43C 11/004

See application file for complete search history.

(56) **References Cited**

U.S. PATENT DOCUMENTS

3,091,871	A	6/1963	Tronche	
3,545,107	A	12/1970	Cinquegrana et al.	
D282,599	S	2/1986	Frey	
D412,780	S	8/1999	Hatfield et al.	
D485,976	S	2/2004	Maatita	
D508,767	S	8/2005	Hatfield	
D579,648	S	11/2008	McDowell	
D598,189	S	8/2009	Lamont	
D614,383	S *	4/2010	Cessor	D2/972
D626,739	S *	11/2010	Ho	D2/972

D638,615	S	5/2011	McMillan	
D645,648	S	9/2011	Lonigan	
D654,262	S	2/2012	Jarvis	
8,230,525	B2	7/2012	Lambertz	
D687,218	S	8/2013	Teng-Lee	
D690,093	S *	9/2013	Dombrow	D2/972
D704,928	S	5/2014	Roundhouse	
D747,088	S	1/2016	Tisci et al.	
D747,863	S	1/2016	Tisci et al.	
D765,380	S *	9/2016	Petrie	D2/972
D765,963	S *	9/2016	Lopatic	D2/969
D767,871	S	10/2016	Avar	
D771,933	S	11/2016	Scott, Jr.	
D778,581	S	2/2017	Kanata	
D781,561	S *	3/2017	Gibson	D2/972

(Continued)

OTHER PUBLICATIONS

Brian Lee Strother, U.S. Appl. No. 29/605,876, filed May 31, 2017, titled "Shoe Upper Element".

Primary Examiner — Dominic V Simone
(74) *Attorney, Agent, or Firm* — Lerner, David, Littenberg, Krumholz & Mentlik, LLP

(57) **CLAIM**


The ornamental design for shoe upper element, as shown and described.

DESCRIPTION

FIG. 1 is a rear perspective view of my shoe upper element, according to my design;
FIG. 2 is a front view thereof;
FIG. 3 is a rear view thereof;
FIG. 4 is a right-side view thereof;
FIG. 5 is a left-side view thereof;
FIG. 6 is a top view thereof; and,
FIG. 7 is a bottom view thereof.

The broken lines shown in the drawings represent portions of the shoe upper element and exemplary footwear that form no part of the claimed design.

1 Claim, 6 Drawing Sheets



(56)

References Cited

U.S. PATENT DOCUMENTS

D781,563 S * 3/2017 Chang D2/972
D782,177 S * 3/2017 Lee D2/972
D783,264 S 4/2017 Hoellmueller et al.
D802,286 S * 11/2017 Klein D2/972
D802,901 S 11/2017 Chang
D807,631 S * 1/2018 Sullivan D2/972
D820,576 S 6/2018 Thornhill
D824,155 S 7/2018 Maulid
D837,502 S 1/2019 Maulid
D837,503 S 1/2019 Taylor
D837,504 S 1/2019 Redon
2014/0259760 A1 9/2014 Dojan et al.

* cited by examiner

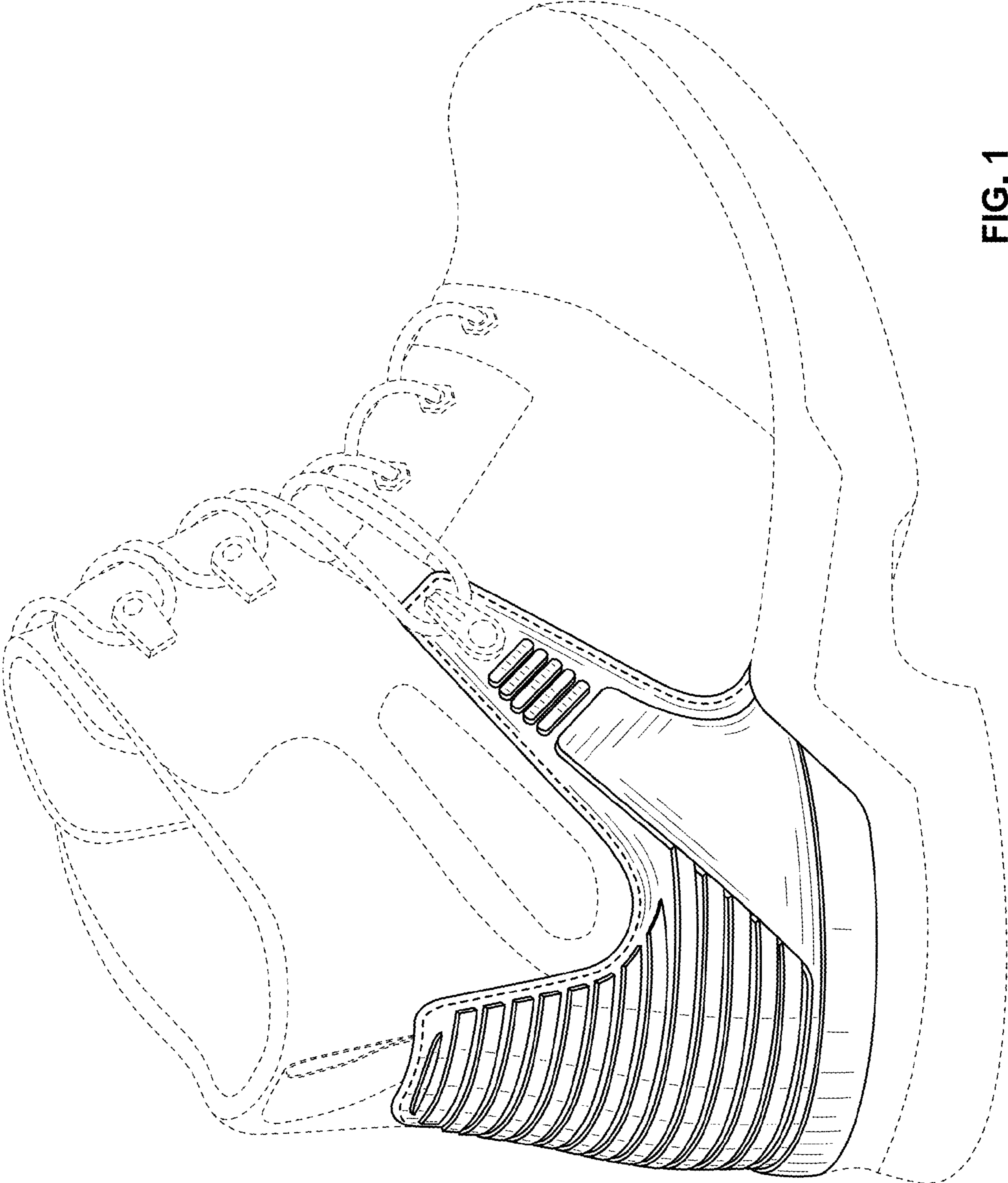


FIG. 1

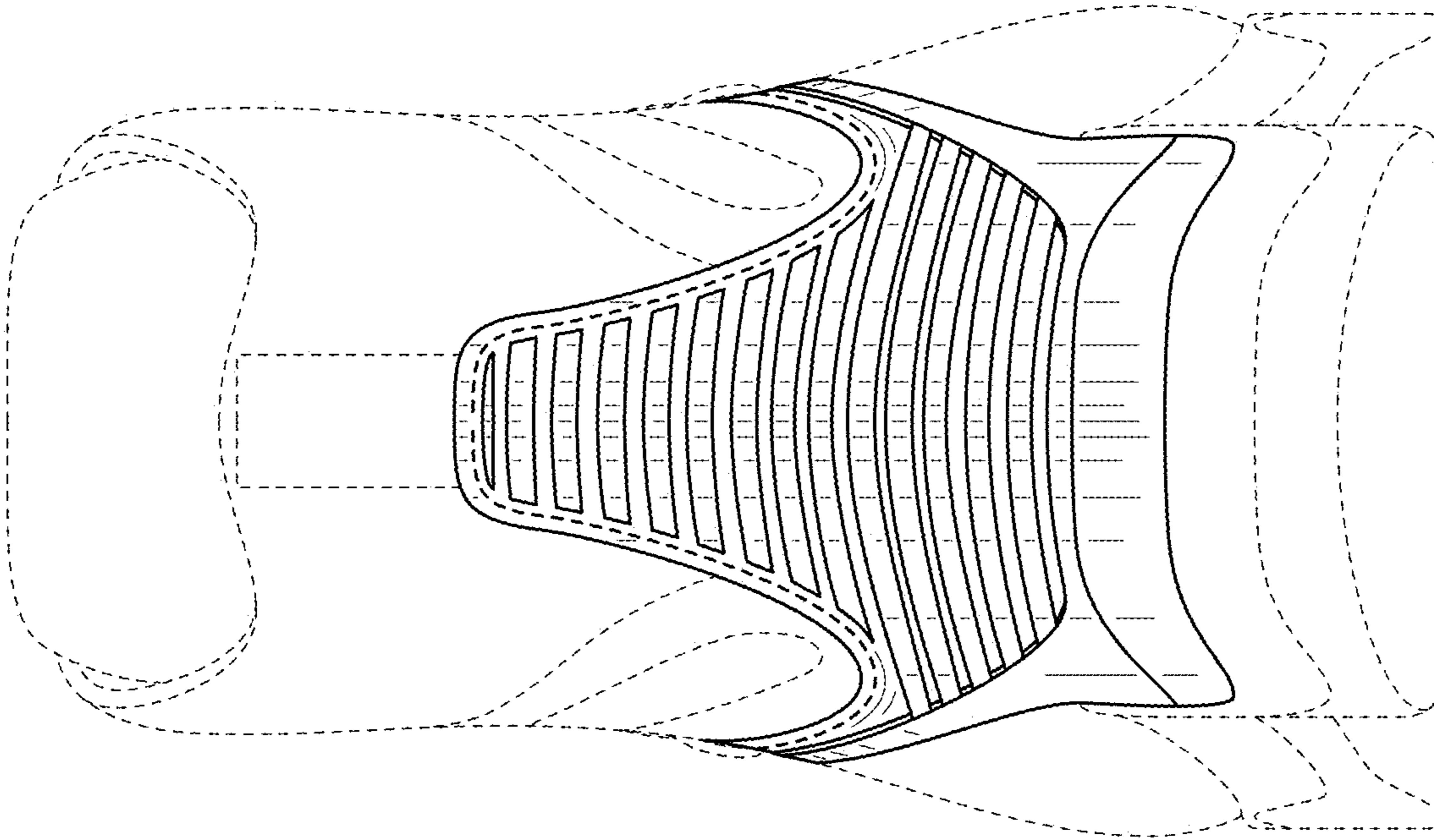


FIG. 3

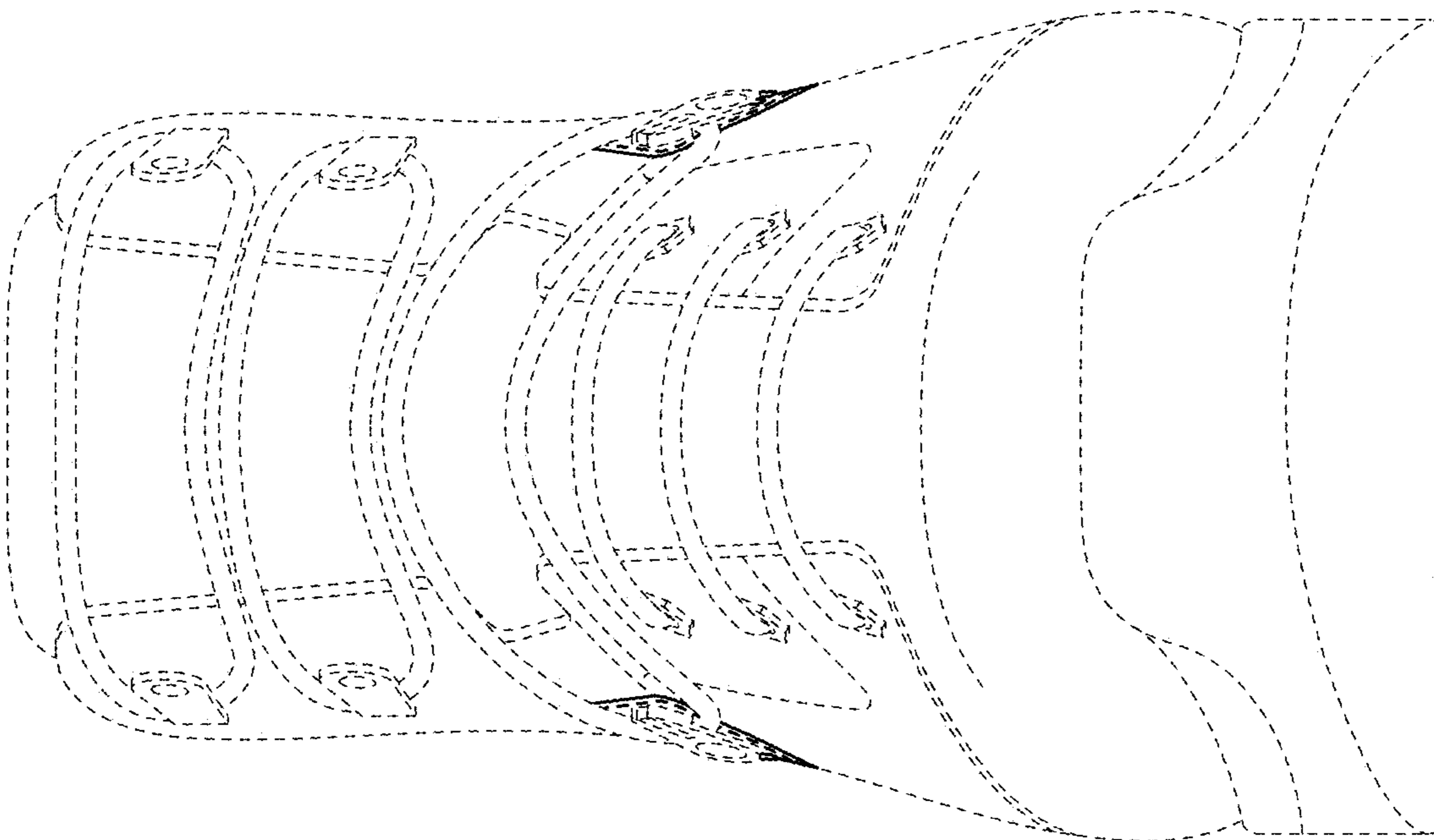


FIG. 2




FIG. 4

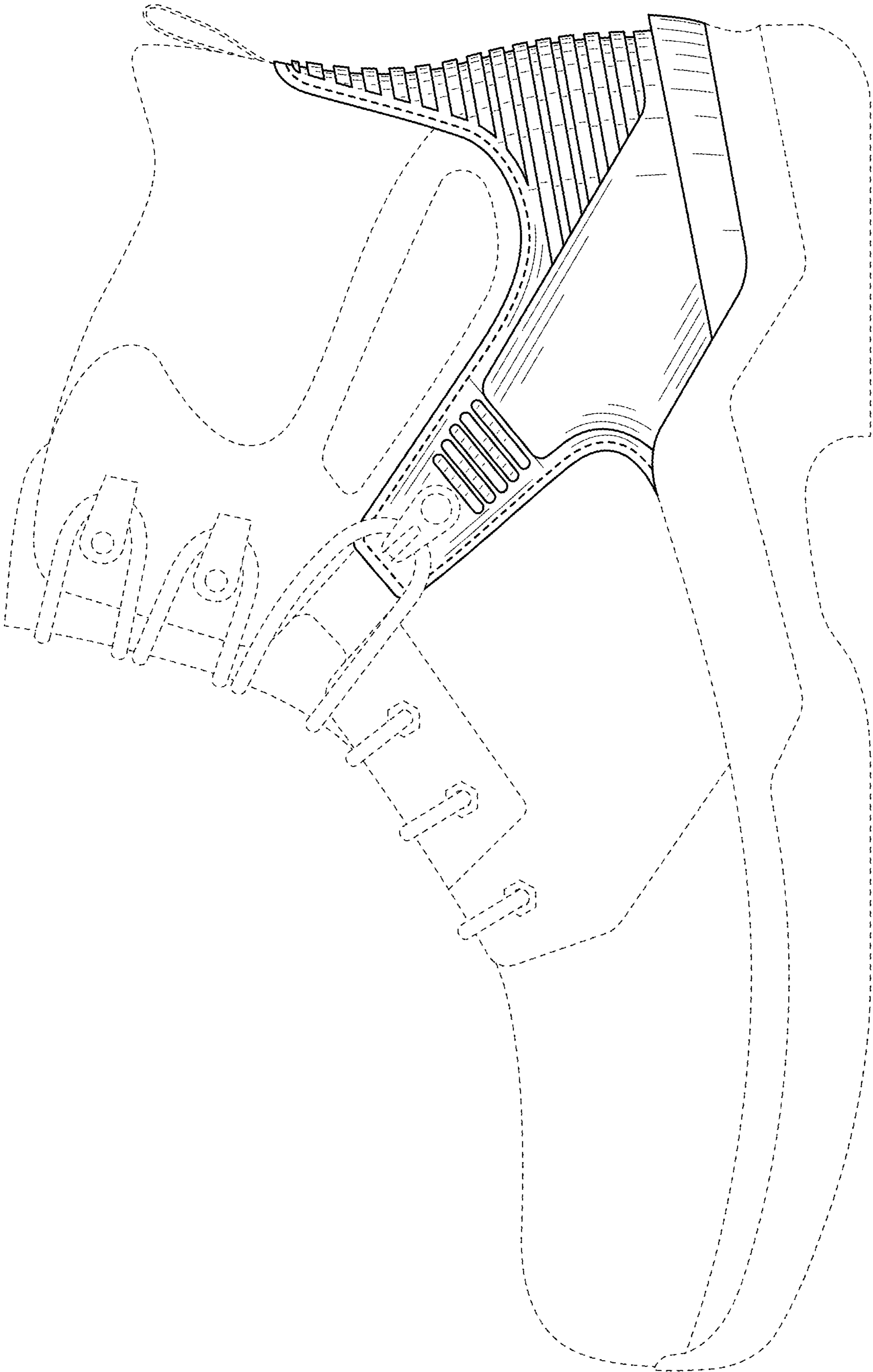


FIG. 5

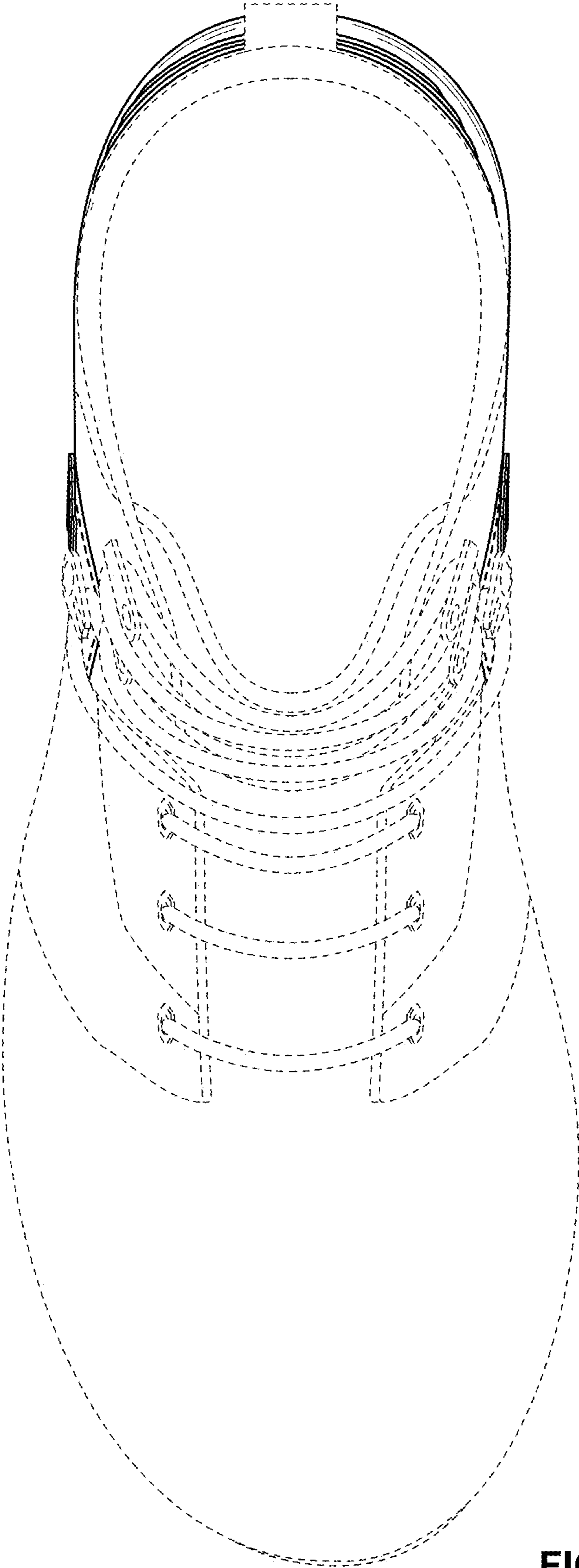


FIG. 6

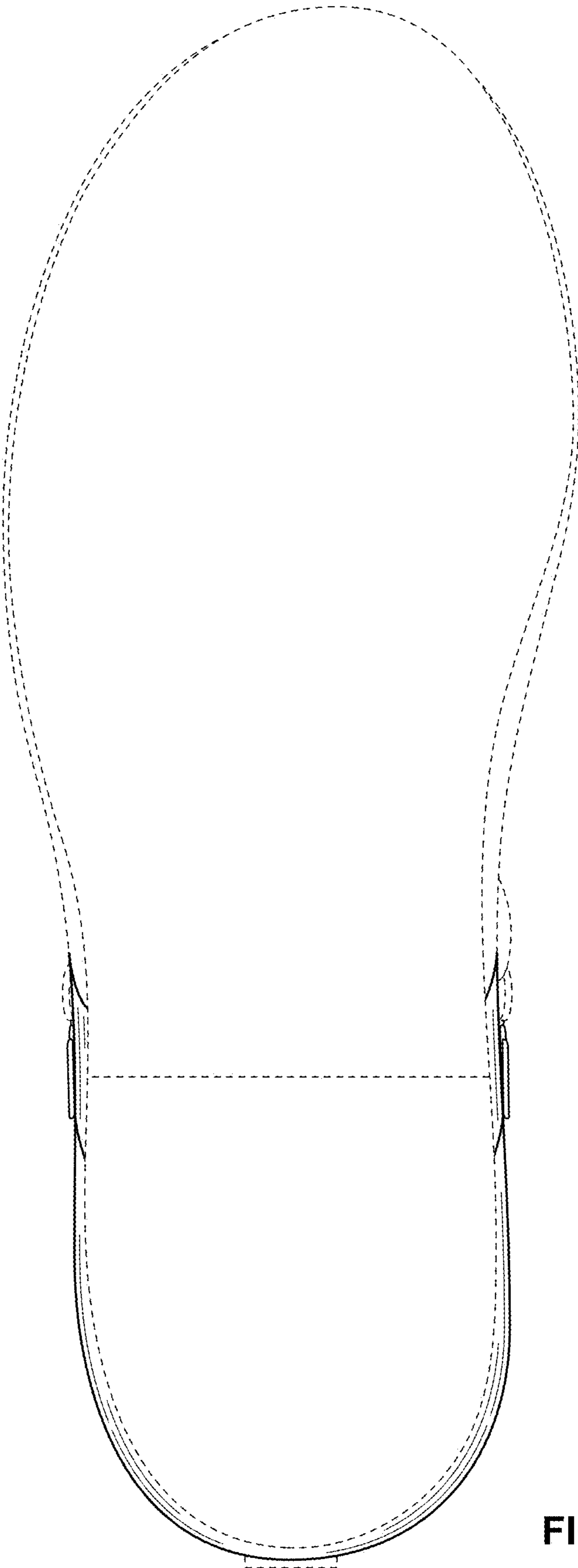


FIG. 7