



US00D882229S

(12) **United States Design Patent**
Bembury

(10) **Patent No.:** **US D882,229 S**
(45) **Date of Patent:** **** Apr. 28, 2020**

- (54) **SOLE FOR FOOTWEAR**
- (71) Applicant: **Gianni Versace S.p.A.**, Milan (IT)
- (72) Inventor: **Salehe Bembury**, New York, NY (US)
- (73) Assignee: **GIANNI VERSACE S.p.A.**, Milan (IT)
- (**) Term: **15 Years**
- (21) Appl. No.: **29/647,665**
- (22) Filed: **May 15, 2018**
- (30) **Foreign Application Priority Data**

Mar. 23, 2018 (EM) 005017043

- (51) **LOC (12) Cl.** **02-04**
- (52) **U.S. Cl.**
USPC **D2/956**; D2/947; D2/951; D2/954
- (58) **Field of Classification Search**
USPC D2/902, 906, 908, 916, 918, 925,
D2/946-962, 977; 36/3 B, 22 R, 24.5,
36/25 R, 28, 32 R, 34 R, 59 C, 67 A, 103
CPC A43B 13/00; A43B 13/02; A43B 13/023;
A43B 13/026; A43B 13/04; A43B 13/08;
A43B 13/10; A43B 13/12; A43B 13/14;
A43B 13/141; A43B 13/143; A43B
13/16; A43B 13/18; A43B 13/181; A43B
13/187; A43B 13/189; A43B 13/20; A43B
13/22; A43B 13/223; A43B 13/24; A43B
13/28; A43B 13/30; A43B 13/32; A43B
13/34; A43B 13/36

See application file for complete search history.

(56) **References Cited**

U.S. PATENT DOCUMENTS

- D267,366 S * 12/1982 Davis D2/951
- 4,494,320 A * 1/1985 Davis A43B 13/223
36/103

- D282,123 S * 1/1986 Davis D2/959
- D475,514 S * 6/2003 Burg D2/956
- D677,866 S * 3/2013 Vestuti A43B 13/32
D2/947
- D716,535 S * 11/2014 Seo D2/951
- D719,331 S * 12/2014 Christensen A43B 13/12
D2/951
- D807,621 S * 1/2018 Davis A43B 13/04
D2/946
- D807,623 S * 1/2018 Vestuti A43B 13/223
D2/954
- D823,583 S * 7/2018 Petrie A43B 1/0045
D2/954
- D838,452 S * 1/2019 Christensen A43B 13/223
D2/955
- D854,295 S * 7/2019 Nethongkome D2/953
- D854,798 S * 7/2019 Nethongkome D2/953
- D858,964 S * 9/2019 Vestuti D2/953

(Continued)

Primary Examiner — T Chase Nelson

(74) *Attorney, Agent, or Firm* — Thomas I Horstemeyer,
LLP

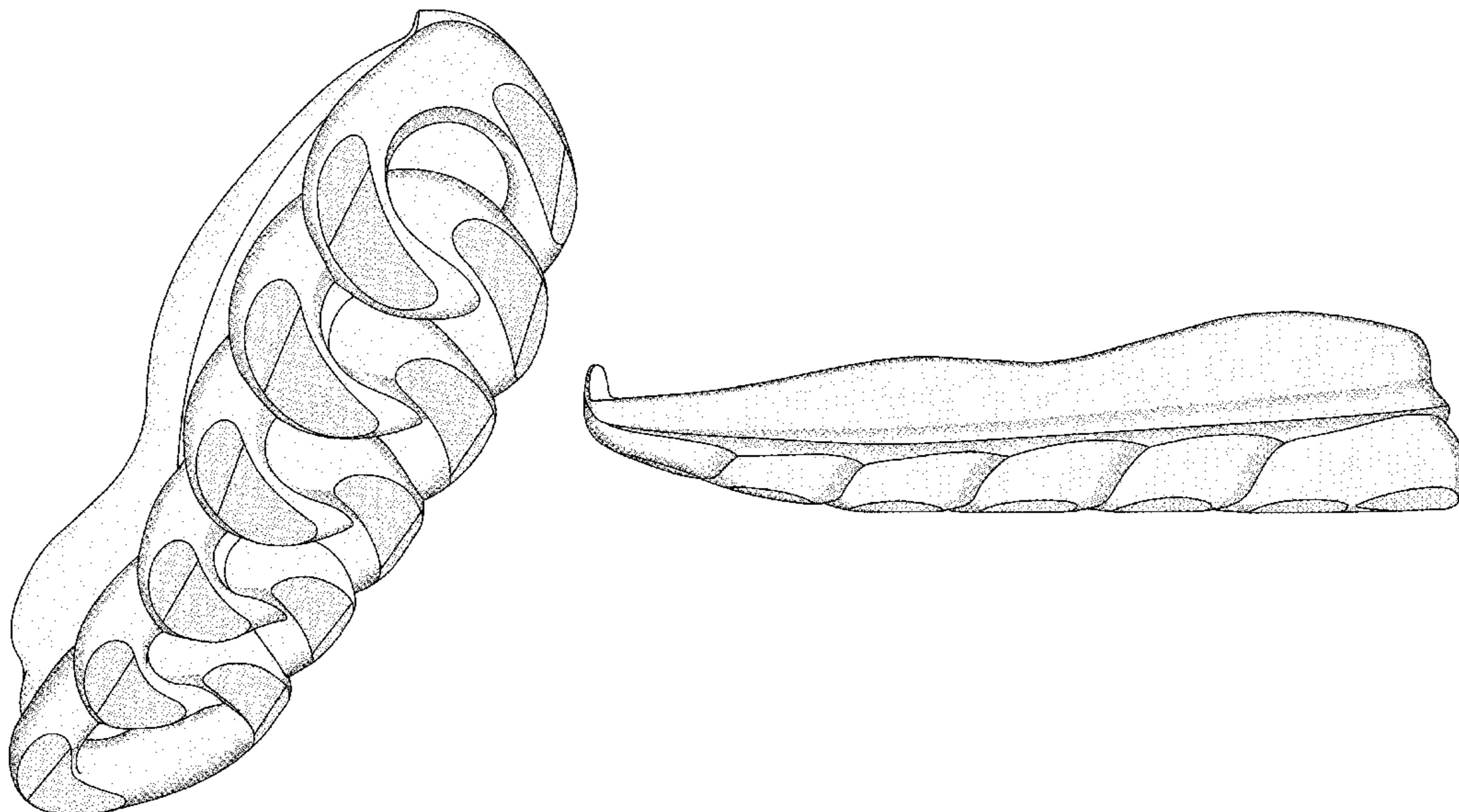
(57) **CLAIM**

The ornamental design for a sole for footwear, as shown and described.

DESCRIPTION

FIG. 1 is a perspective view of a sole for footwear showing my new design;
 FIG. 2 is a front elevational view thereof;
 FIG. 3 is a rear elevational view thereof, opposite that of FIG. 2;
 FIG. 4 is a right side elevational view thereof;
 FIG. 5 is a left side elevational view thereof, opposite that of FIG. 4;
 FIG. 6 is a top view thereof; and,
 FIG. 7 is a bottom view thereof.
 The broken lines in FIGS. 2 and 6 illustrate portions of the sole for footwear that form no part of the claimed design.

1 Claim, 5 Drawing Sheets



(56)

References Cited

U.S. PATENT DOCUMENTS

D859,799 S * 9/2019 Vestuti D2/953
D867,730 S * 11/2019 Davis D2/907
2010/0251565 A1* 10/2010 Litchfield A43B 13/12
36/28
2013/0139407 A1* 6/2013 Brongers A43B 1/0045
36/44
2013/0145650 A1* 6/2013 Seo A43B 13/04
36/28
2013/0167401 A1* 7/2013 Christensen A43B 13/184
36/29
2015/0040428 A1* 2/2015 Davis A43B 13/14
36/83
2016/0295968 A1* 10/2016 Campos, II A43B 13/223
2017/0119096 A1* 5/2017 Greene B29D 35/122
2017/0135439 A1* 5/2017 Davis A43B 13/32
2019/0000180 A1* 1/2019 Moriyasu A43B 13/383

* cited by examiner

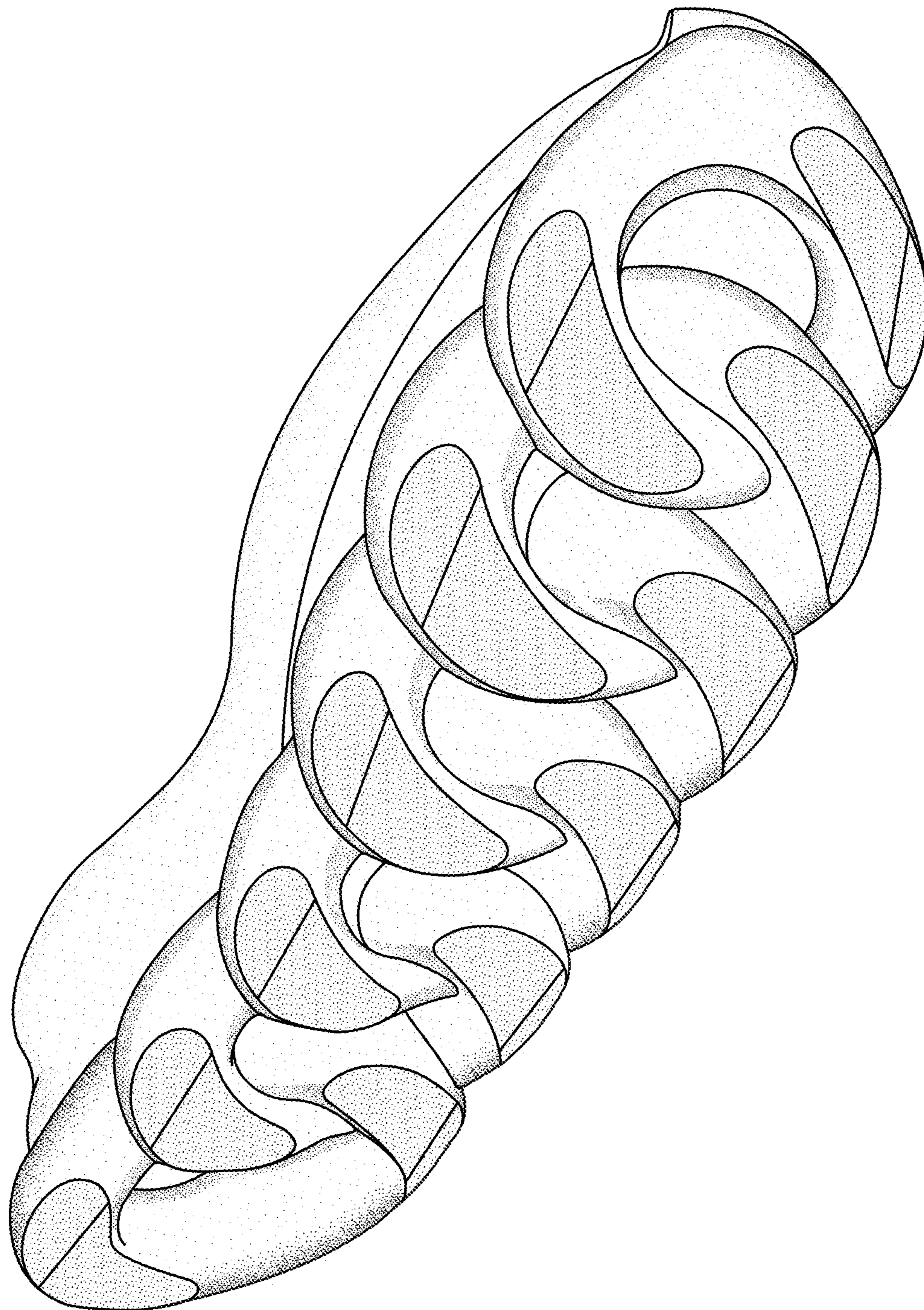


FIG. 1

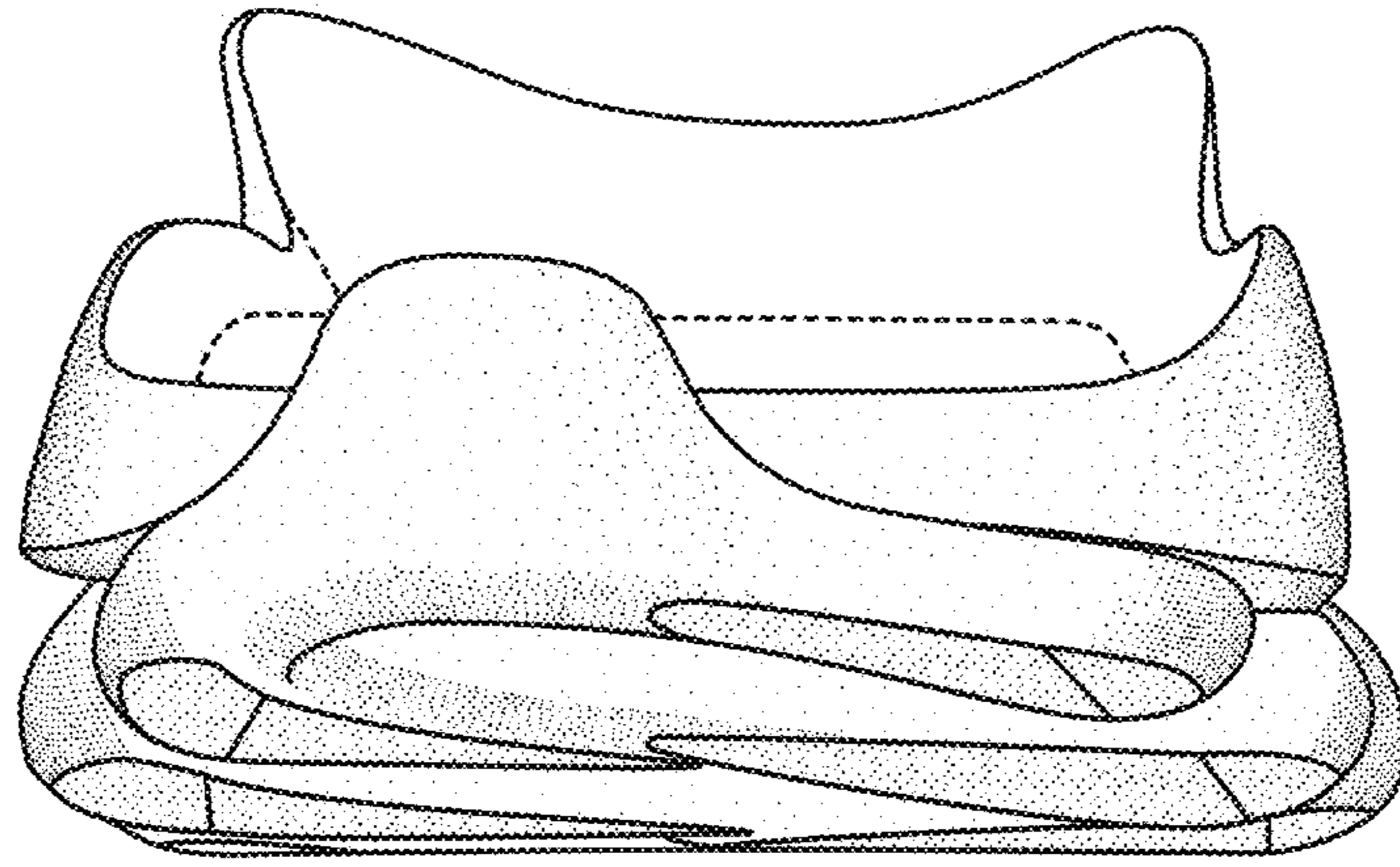


FIG. 2

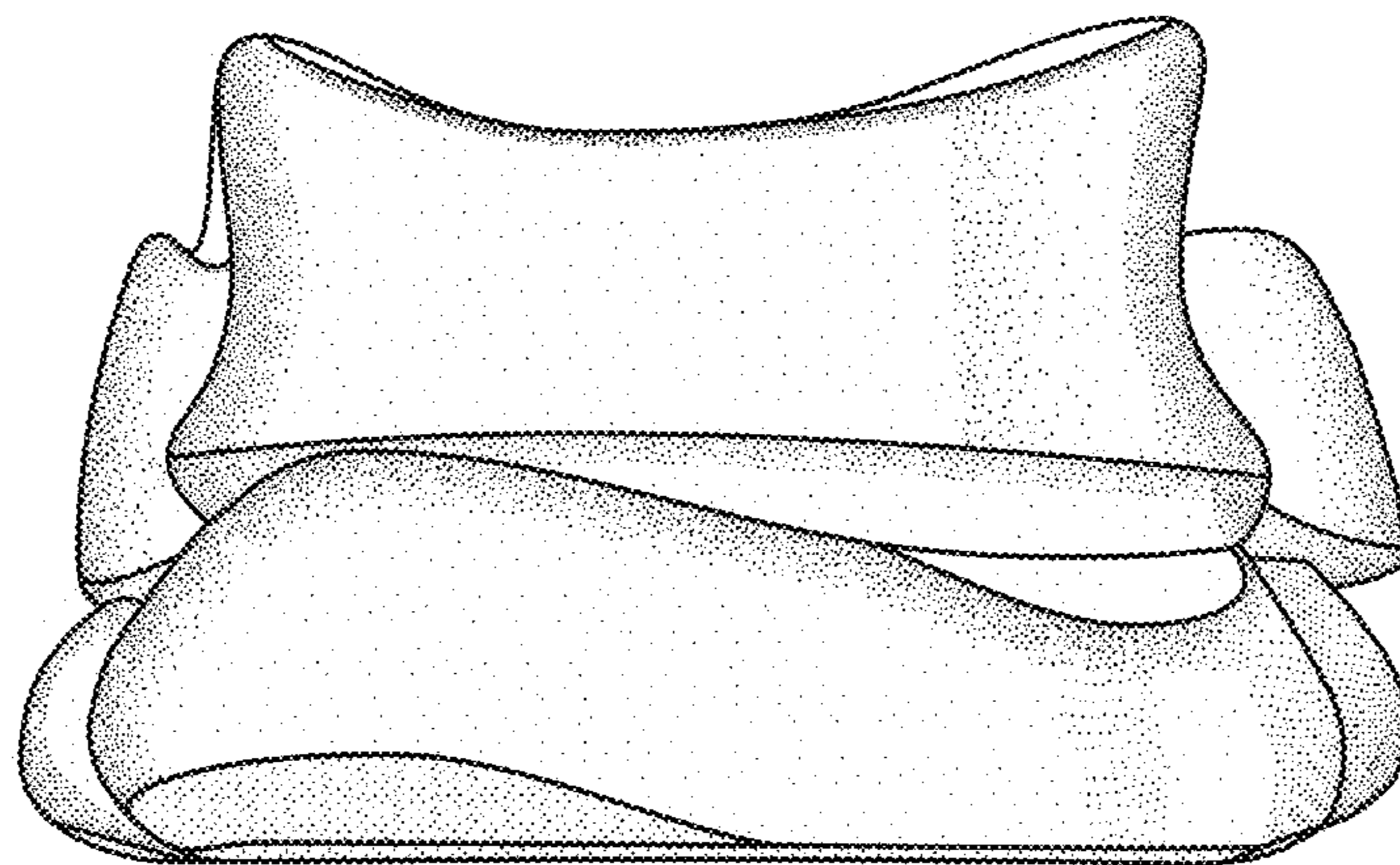


FIG. 3

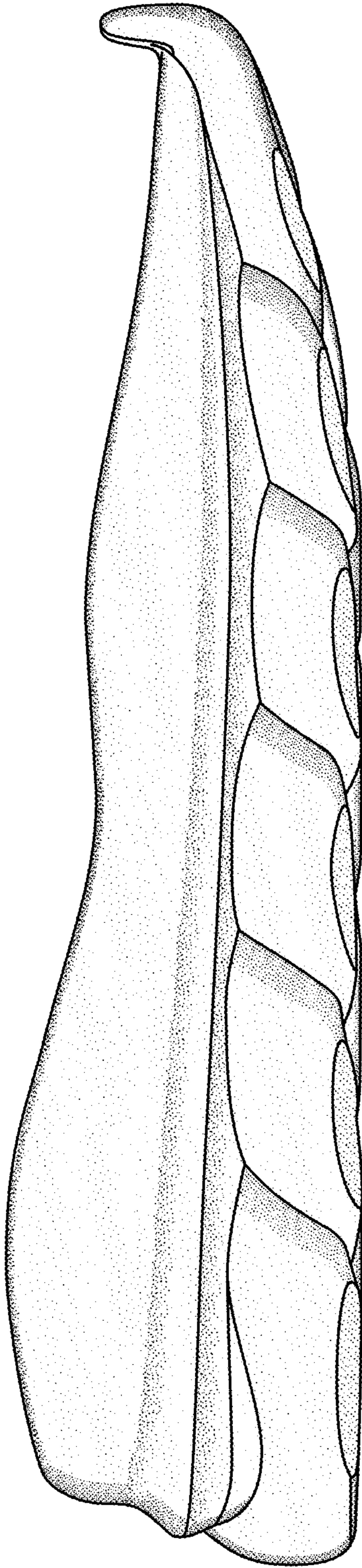


FIG. 4

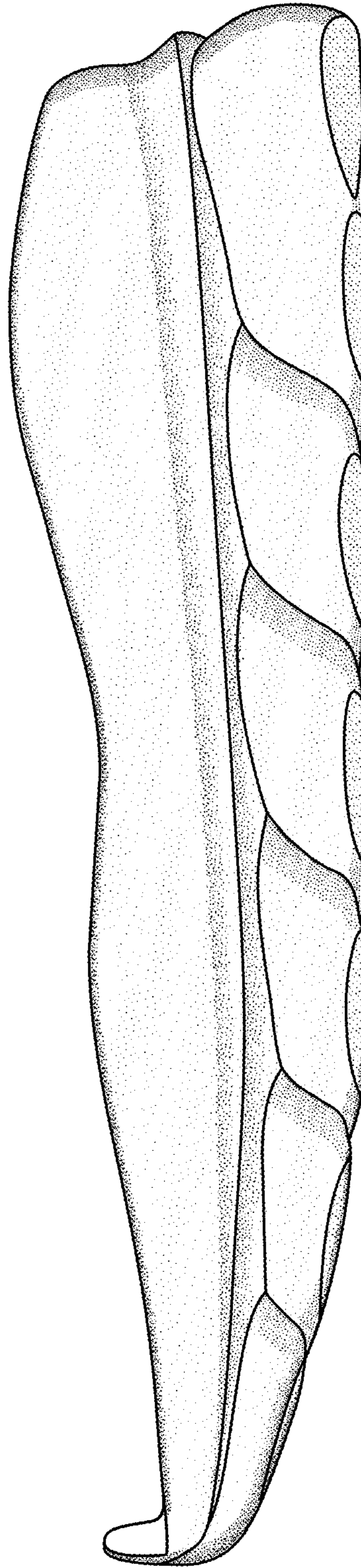


FIG. 5

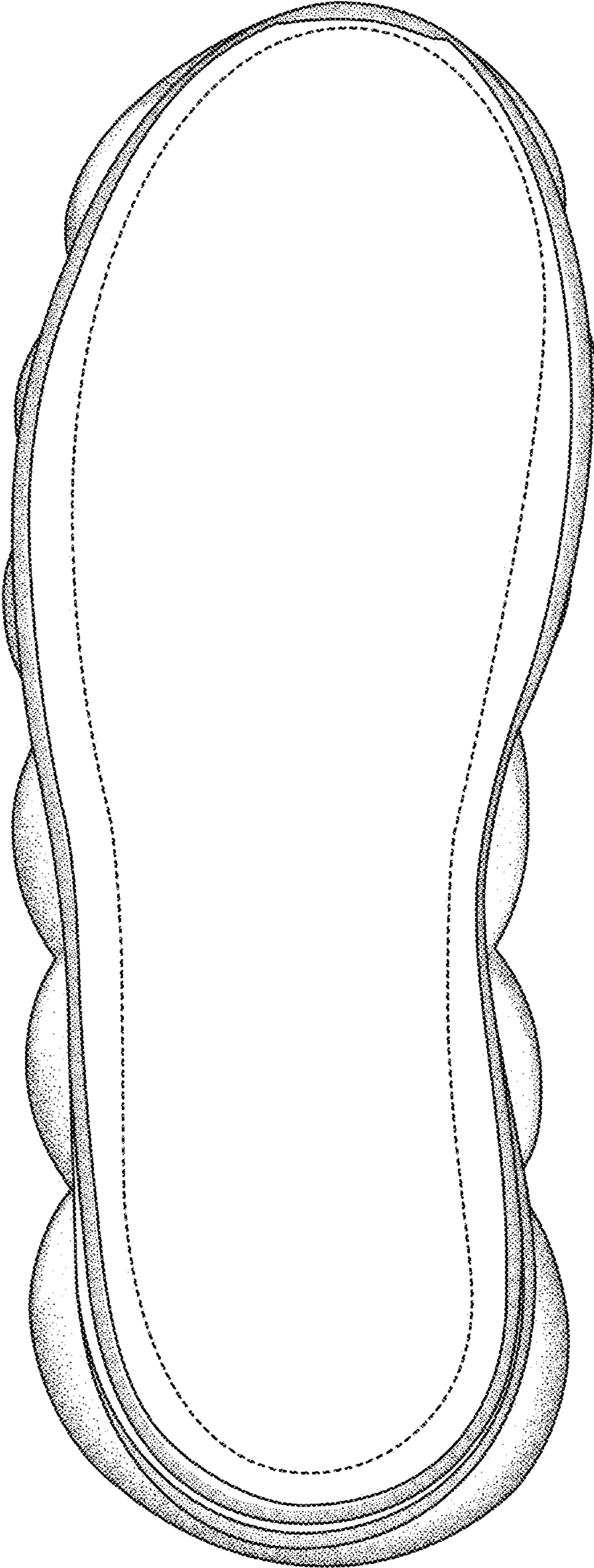


FIG. 6

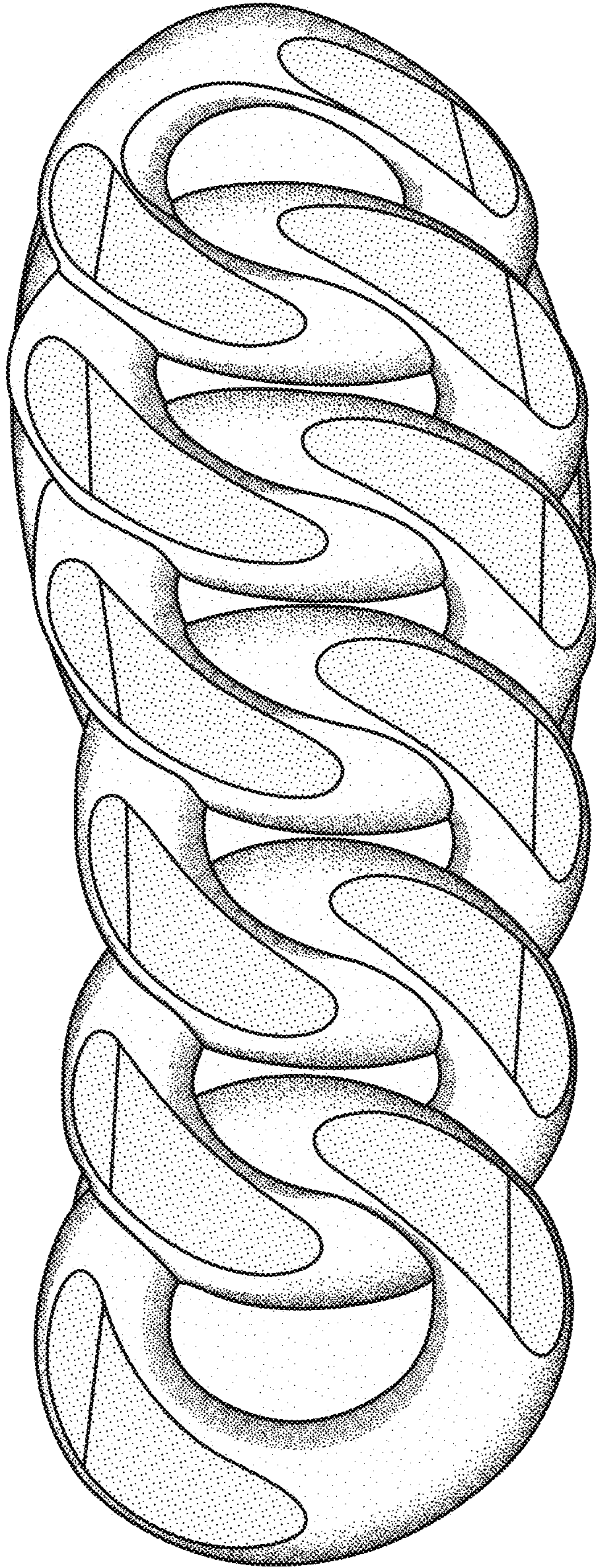


FIG. 7