



US00D882219S

(12) **United States Design Patent**
Hartmann

(10) **Patent No.:** **US D882,219 S**

(45) **Date of Patent:** **** *Apr. 28, 2020**

(54) **SHOE**

(71) Applicant: **Puma SE**, Herzogenaurach (DE)

(72) Inventor: **Matthias Hartmann**, Forchheim (DE)

(73) Assignee: **PUMA SE**, Herzogenaurach (DE)

(*) Notice: This patent is subject to a terminal disclaimer.

(**) Term: **15 Years**

(21) Appl. No.: **29/635,426**

(22) Filed: **Jan. 31, 2018**

(30) **Foreign Application Priority Data**

Dec. 15, 2017 (EM) 004548907

(51) **LOC (12) Cl.** **02-04**

(52) **U.S. Cl.**
USPC **D2/947; D2/953**

(58) **Field of Classification Search**
USPC D2/902, 906, 908, 916, 918, 925,
D2/946-962, 977; 36/3 B, 22 R, 24.5,
36/25 R, 28, 32 R, 34 R, 59 C, 67 A, 103,
36/313

CPC A43B 13/00; A43B 13/02; A43B 13/023;
A43B 13/026; A43B 13/04; A43B 13/08;
A43B 13/10; A43B 13/12; A43B 13/14;
A43B 13/141; A43B 13/143; A43B
13/16; A43B 13/18; A43B 13/181; A43B
13/187; A43B 13/189; A43B 13/20; A43B
13/22; A43B 13/223; A43B 13/24; A43B
13/28; A43B 13/30; A43B 13/32; A43B
13/34; A43B 13/36

See application file for complete search history.

(56) **References Cited**

U.S. PATENT DOCUMENTS

D113,620 S * 3/1939 Cairns D2/955
D146,885 S * 6/1947 Tullgren D2/950

D420,208 S * 2/2000 Birkenstock D2/909
D458,033 S * 6/2002 Cassingham D5/28
D472,057 S * 3/2003 Cassingham D5/28
D503,028 S * 3/2005 Merceron D2/947
D513,838 S * 1/2006 Birkenstock D2/916
D520,720 S * 5/2006 Hobson D2/946
D547,035 S * 7/2007 Belley D2/951
D554,837 S * 11/2007 Andersen D2/951
D561,985 S * 2/2008 Andersen D2/957
D578,280 S * 10/2008 Wilken A43B 13/223
D2/951
D618,920 S * 7/2010 Wiwi D5/58
D630,441 S * 1/2011 Wiwi D5/59
D640,064 S * 6/2011 Horn A44B 18/0011
D5/59
D640,451 S * 6/2011 Chang D2/917

(Continued)

OTHER PUBLICATIONS

U.S. Appl. No. 29/632,375, filed Jan. 8, 2018.

Primary Examiner — T Chase Nelson

(74) *Attorney, Agent, or Firm* — Quarles & Brady LLP

(57) **CLAIM**


The ornamental design for a shoe, as shown and described.

DESCRIPTION

FIG. 1 is a top, left, front perspective view of the shoe showing my new design;
FIG. 2 is a top, left, rear perspective view thereof;
FIG. 3 is a front view thereof;
FIG. 4 is a rear view thereof;
FIG. 5 is a left side view thereof;
FIG. 6 is a right side view thereof;
FIG. 7 is a top view thereof; and,
FIG. 8 is a bottom view thereof.

Any broken lines in the drawings indicate portions which form no part of the claimed design.

1 Claim, 7 Drawing Sheets



(56)

References Cited

U.S. PATENT DOCUMENTS

D653,844	S *	2/2012	Smith	D2/951
D702,028	S *	4/2014	Truelsen	D2/951
D741,586	S *	10/2015	Truelsen	D2/951
D814,156	S *	4/2018	Mial	D2/957
D819,310	S *	6/2018	Lashmore	D2/947
D819,312	S *	6/2018	Lashmore	D2/947
D819,314	S *	6/2018	Pauk	D2/953
D821,073	S *	6/2018	Matthews	D2/947
D821,075	S *	6/2018	Lashmore	D2/953
D821,076	S *	6/2018	Matthews	D2/953
D821,713	S *	7/2018	Matthews	D2/947
D822,967	S *	7/2018	Lashmore	D2/953
D838,953	S *	1/2019	Seamarks	D2/953
D838,954	S *	1/2019	Shyllon	D2/953
D838,955	S *	1/2019	Shyllon	D2/953
D844,952	S *	4/2019	Taylor	D2/947
D848,714	S *	5/2019	Cin	D2/947
D858,066	S *	9/2019	Hatfield	D2/959
2007/0266597	A1 *	11/2007	Jones	A43B 13/26 36/59 C
2017/0119096	A1 *	5/2017	Greene	A43B 13/206
2018/0070675	A1 *	3/2018	Campos, II	B32B 7/02
2018/0125148	A1 *	5/2018	Elder	A43B 3/0057
2018/0338575	A1 *	11/2018	Elder	A43B 3/0042

* cited by examiner

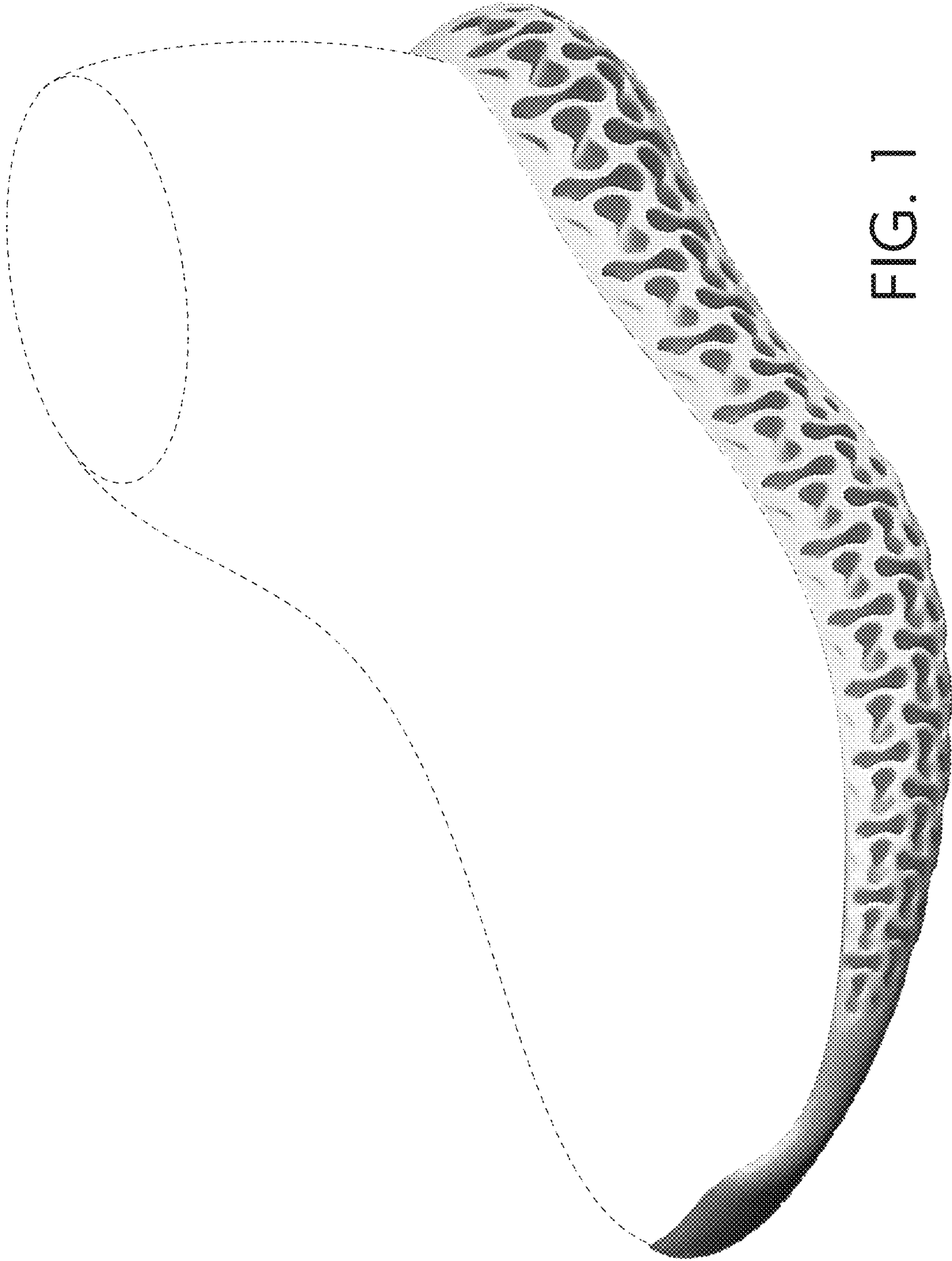


FIG. 1

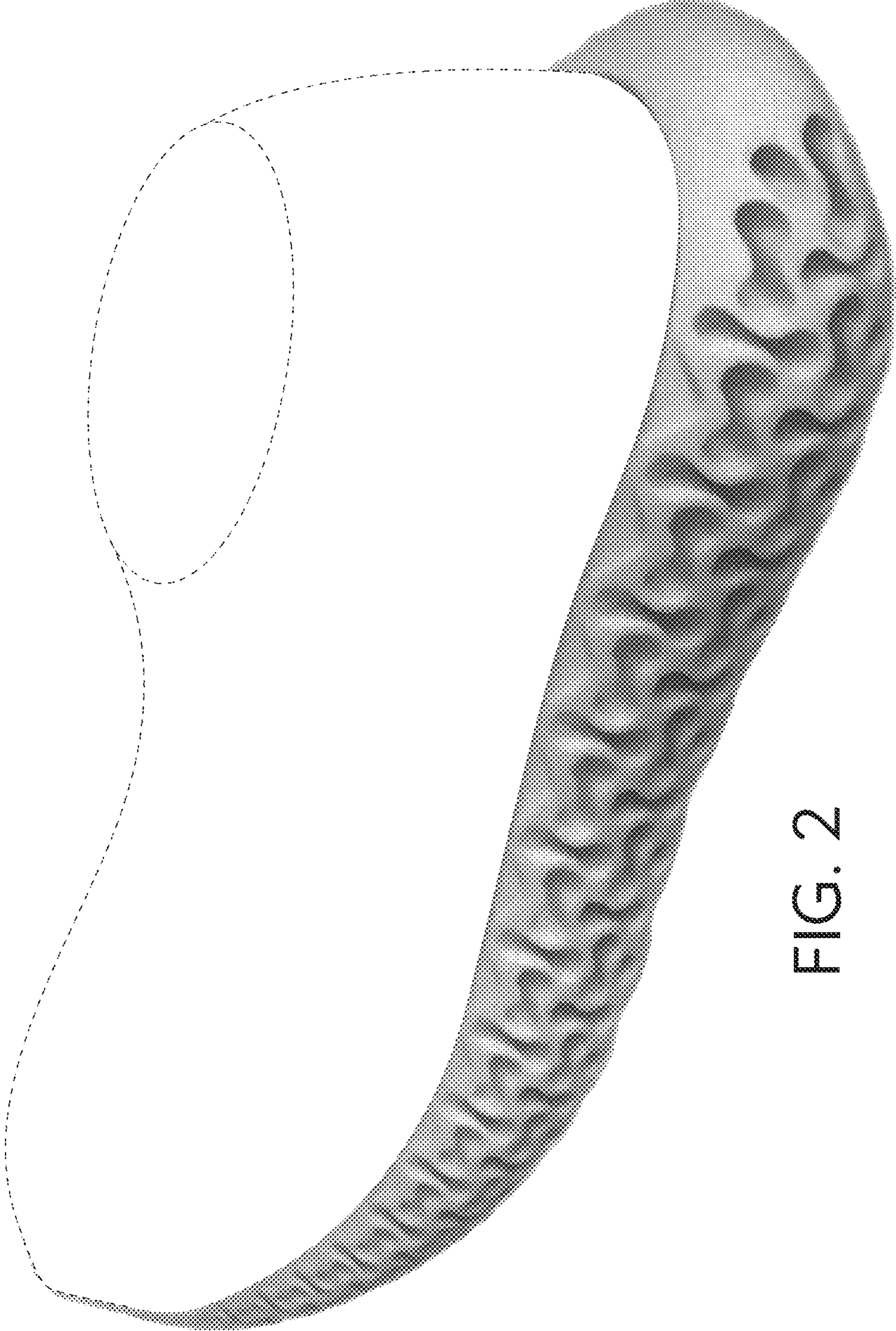


FIG. 2

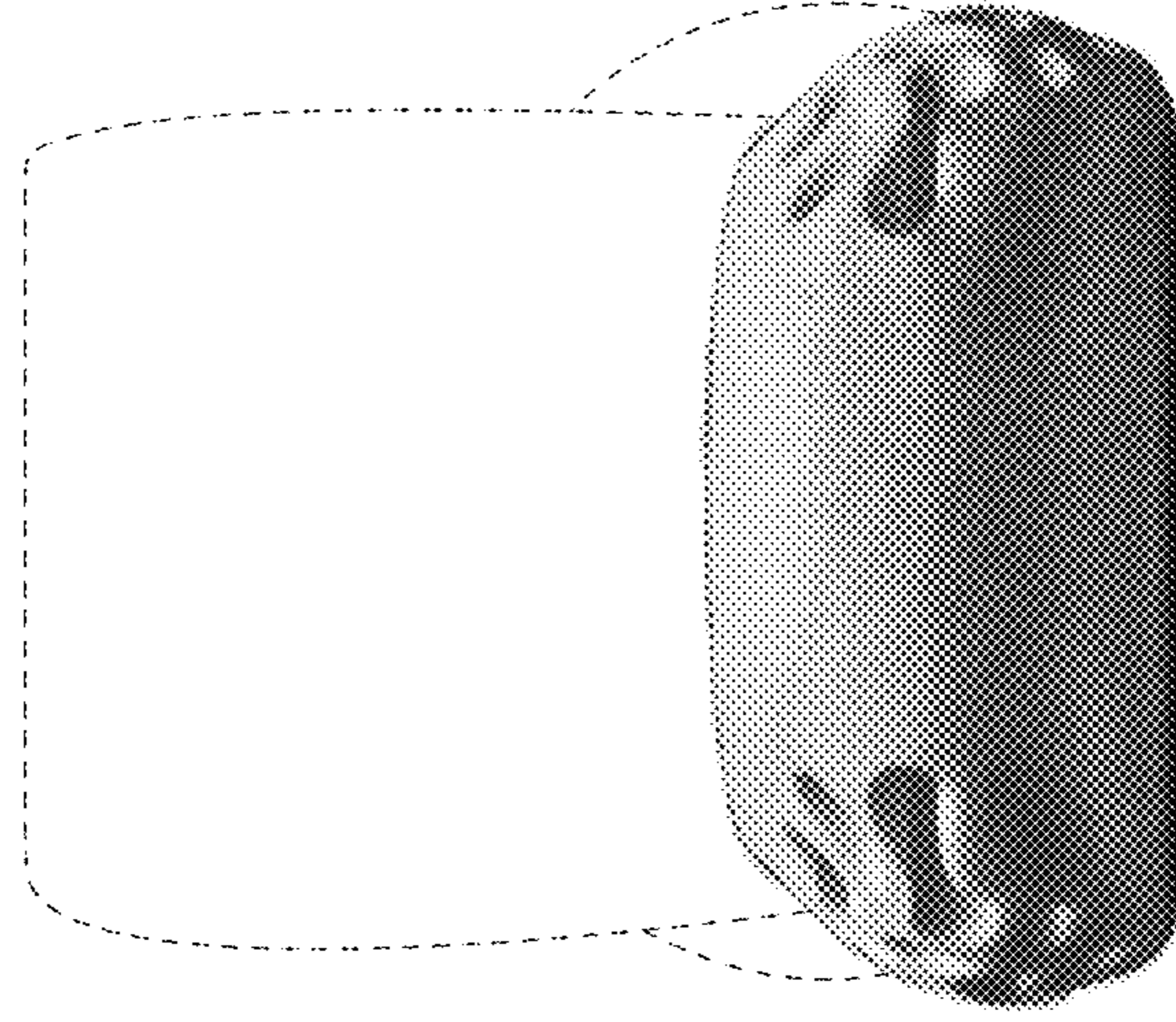


FIG. 4

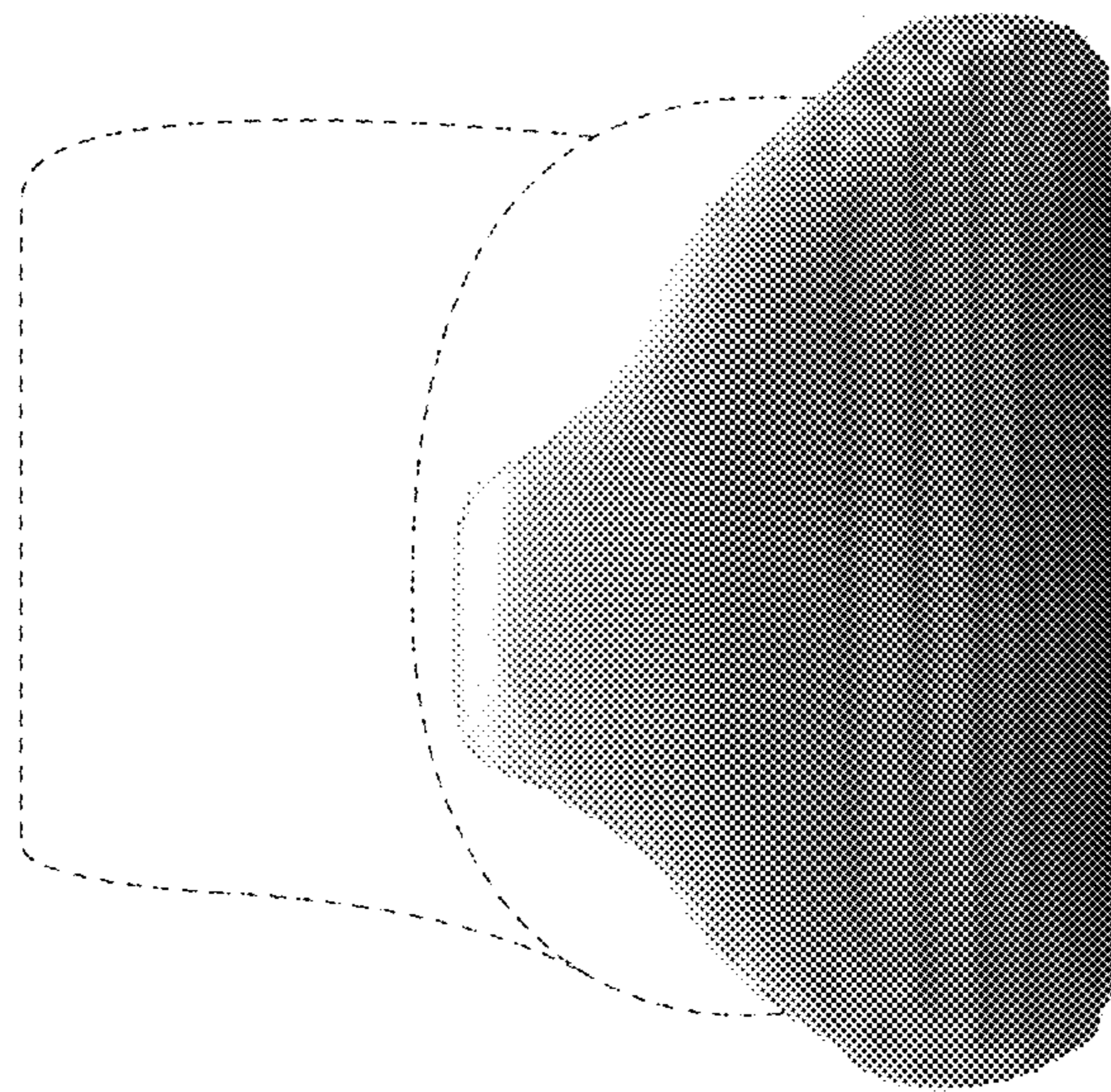


FIG. 3

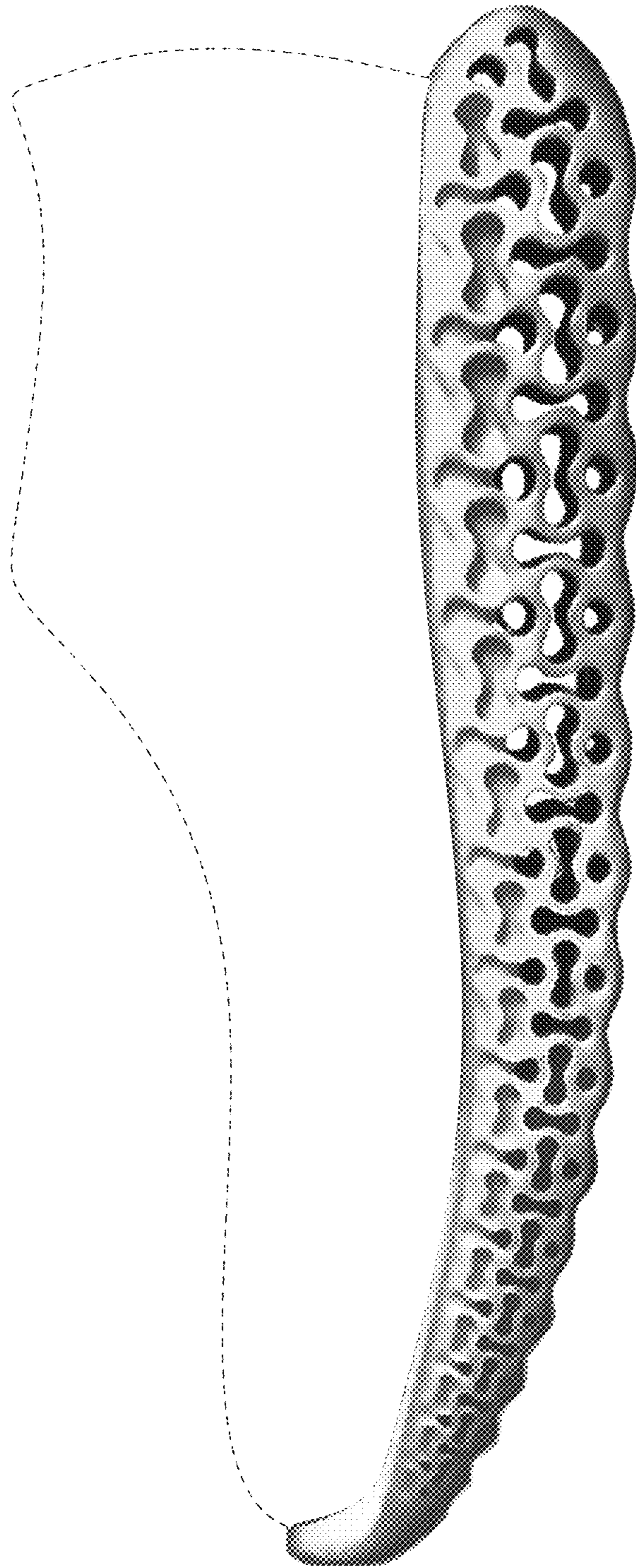


FIG. 5

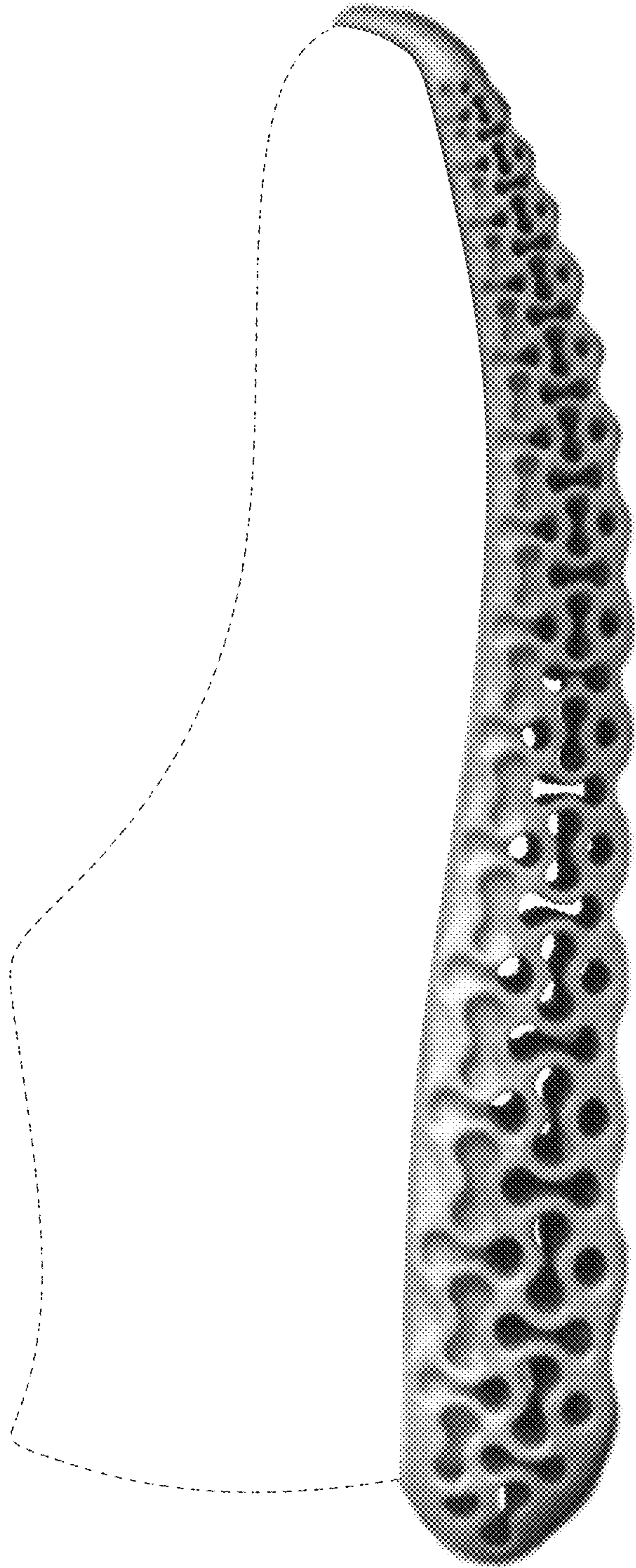


FIG. 6

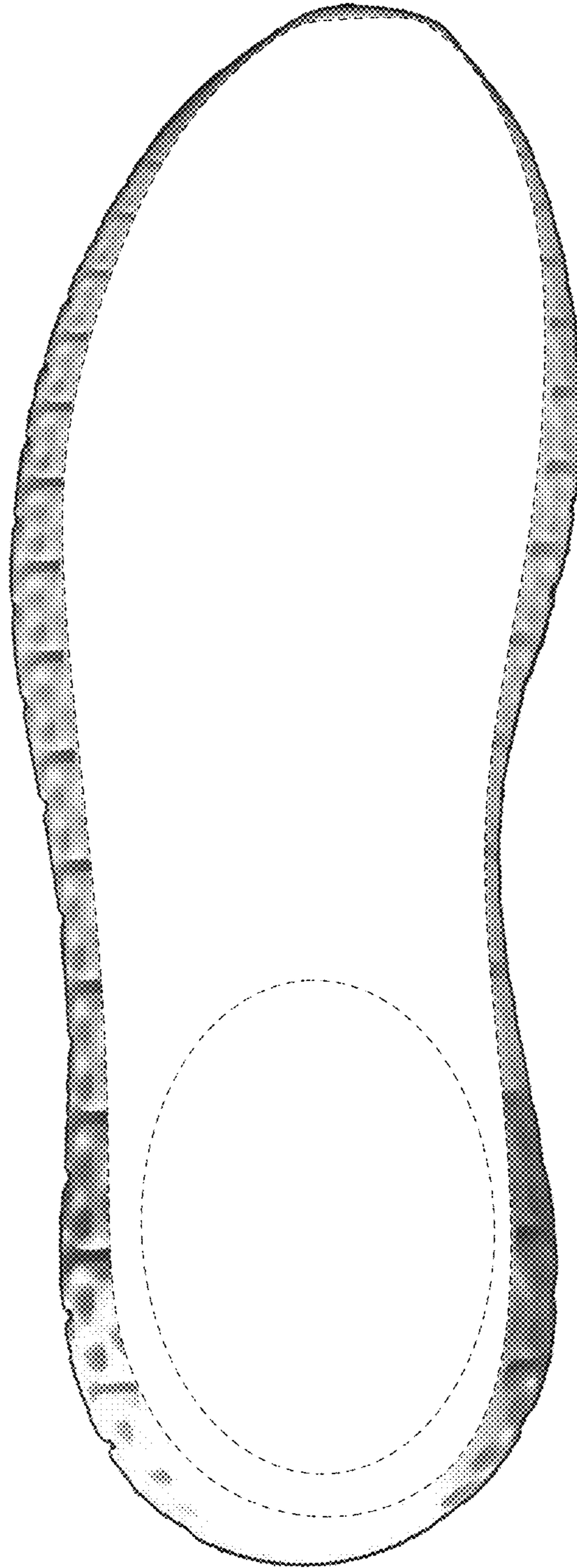


FIG. 7



FIG. 8