



US00D882214S

(12) **United States Design Patent** (10) **Patent No.:** **US D882,214 S**  
**Yoo** (45) **Date of Patent:** **\*\* Apr. 28, 2020**

(54) **CAP FOR PONYTAIL**

(71) Applicant: **John Yoo**, New York, NY (US)

(72) Inventor: **John Yoo**, New York, NY (US)

(\*\*) Term: **15 Years**

(21) Appl. No.: **29/658,108**

(22) Filed: **Jul. 27, 2018**

(51) **LOC (12) Cl.** ..... **02-03**

(52) **U.S. Cl.**  
USPC ..... **D2/876**

(58) **Field of Classification Search**

USPC ..... D2/865, 866, 875, 876, 877, 878, 879,  
D2/880, 884, 885, 886, 887, 888, 891,  
D2/893, 881, 882, 883  
CPC ..... A42B 1/00; A42B 1/002; A42B 1/004;  
A42B 1/006; A42B 1/02; A42B 1/062;  
A42B 1/063; A42B 1/201; A42B 1/225;  
A42C 5/04

See application file for complete search history.

(56) **References Cited**

**U.S. PATENT DOCUMENTS**

|              |      |         |              |       |            |
|--------------|------|---------|--------------|-------|------------|
| 5,321,854    | A *  | 6/1994  | Kronenberger | ..... | A42B 1/225 |
|              |      |         |              |       | 2/195.1    |
| D399,639     | S *  | 10/1998 | Bartz        | ..... | D2/876     |
| D424,282     | S *  | 5/2000  | Crumpton     | ..... | D2/876     |
| D517,781     | S *  | 3/2006  | Ortley       | ..... | D2/882     |
| 7,010,815    | B2 * | 3/2006  | Tufano-Sisca | ..... | A42B 1/225 |
|              |      |         |              |       | 2/171.5    |
| D546,031     | S *  | 7/2007  | Pearson      | ..... | D2/875     |
| D577,879     | S *  | 10/2008 | Jones        | ..... | D2/889     |
| D590,136     | S *  | 4/2009  | Campos, Sr.  | ..... | D2/882     |
| D632,875     | S *  | 2/2011  | Bischel      | ..... | D2/876     |
| D654,253     | S *  | 2/2012  | Belschner    | ..... | D2/889     |
| D669,252     | S *  | 10/2012 | Rogers       | ..... | D2/882     |
| D750,356     | S *  | 3/2016  | McLendon     | ..... | D2/889     |
| 2007/0061944 | A1 * | 3/2007  | Briskie      | ..... | A42B 1/225 |
|              |      |         |              |       | 2/209.3    |

**OTHER PUBLICATIONS**

Ponyflo by David and Young, [online]; [video published to the Internet on Aug. 23, 2017]; [retrieved from the Internet on Aug. 28, 2019]; URL: <https://www.youtube.com/watch?v=-QwgcR8cqws>. (3 pgs). (Year: 2017).\*

D&Y Ponyflo Ponytail Messy High Bun Distressed Adjustable Cotton Baseball Hat, [online]; [article first made available on Mar. 29, 2018]; [retrieved from the Internet on Aug. 28, 2019]; URL: <https://www.amazon.com/Ponyflo-Ponytail-Distressed-Adjustable-Baseball/dp/B07BSWHV55>. (2 pgs). (Year: 2018).\*

Ponyflo Original Active Women's Ponytail Cap . . . [online]; [article first made available on Jul. 29, 2019]; [retrieved from the Internet on Aug. 28, 2019]; URL: see first page. (2 pgs). (Year: 2019).\*

US Trademark Application #87562767 (now Registered Trademark #5417717) for "Ponyflo," filed on Aug. 9, 2017 by David & Young Group Corp. First Use in Commerce date: Aug. 1, 2017. Retrieved on Aug. 28, 2019. (3 pgs). (Year: 2017).\*

\* cited by examiner

*Primary Examiner* — Jasmine Mlinarcik

(74) *Attorney, Agent, or Firm* — Susan Paik, Esq.

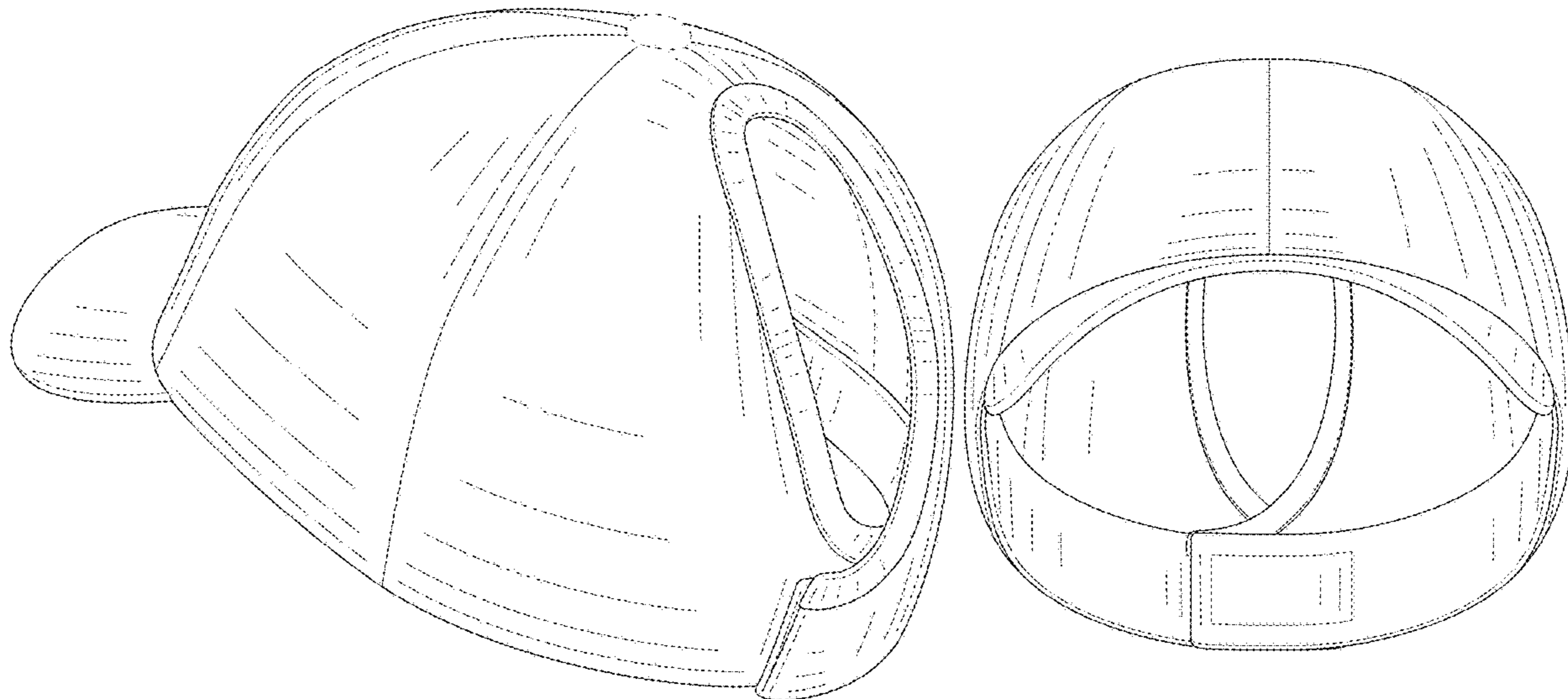
(57) **CLAIM**

The ornamental design for a cap for ponytail, as shown and described.

**DESCRIPTION**

FIG. 1 is a perspective view showing my new design for a cap for ponytail;  
FIG. 2 is a front view thereof;  
FIG. 3 is a rear view thereof;  
FIG. 4 is a left side view thereof;  
FIG. 5 is a right side view thereof;  
FIG. 6 is a top view thereof; and,  
FIG. 7 is a bottom view thereof.  
The broken lines depict elements of the cap for ponytail that form no part of the claimed design.

**1 Claim, 7 Drawing Sheets**



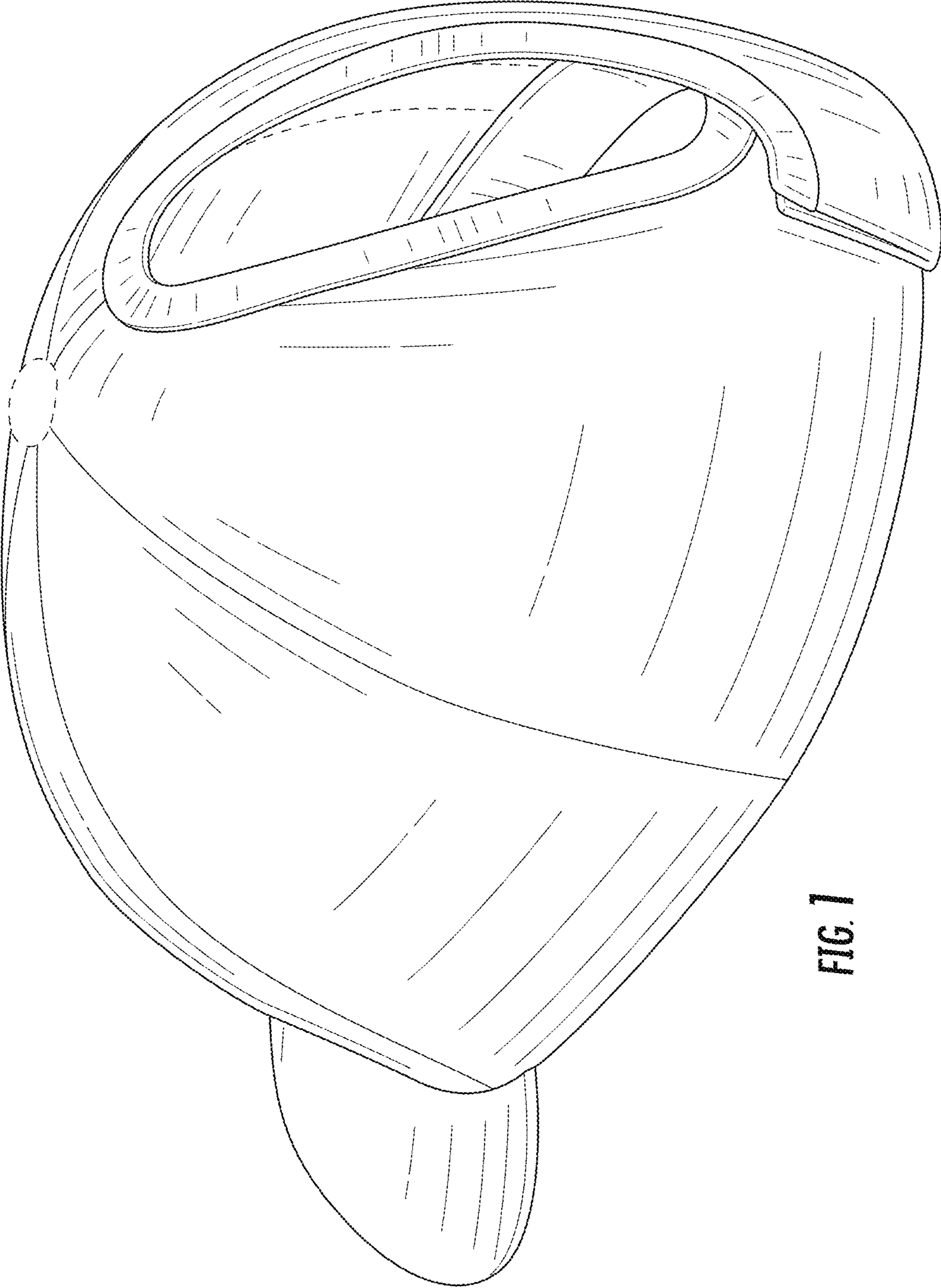


FIG. 1

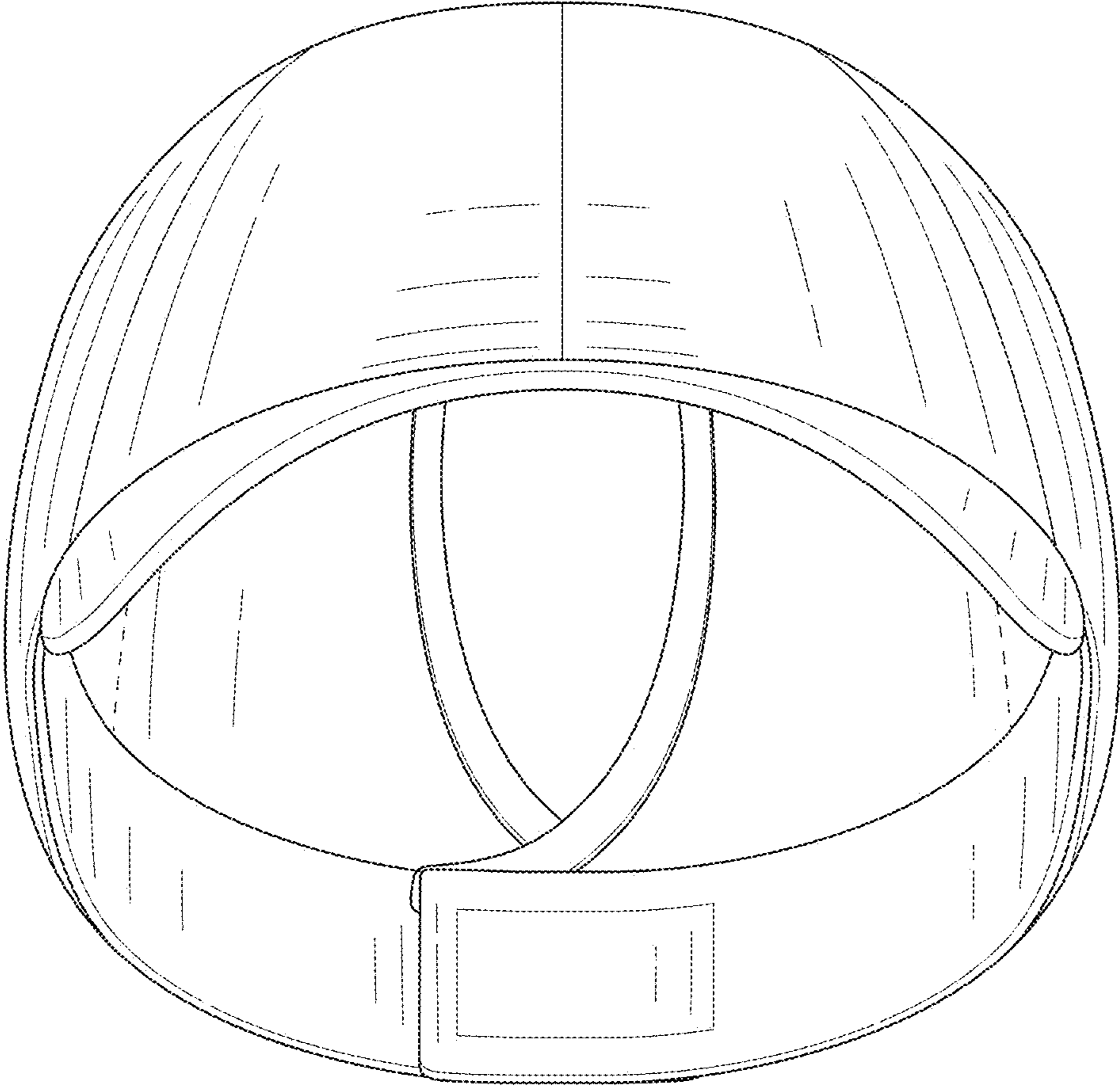


FIG. 2

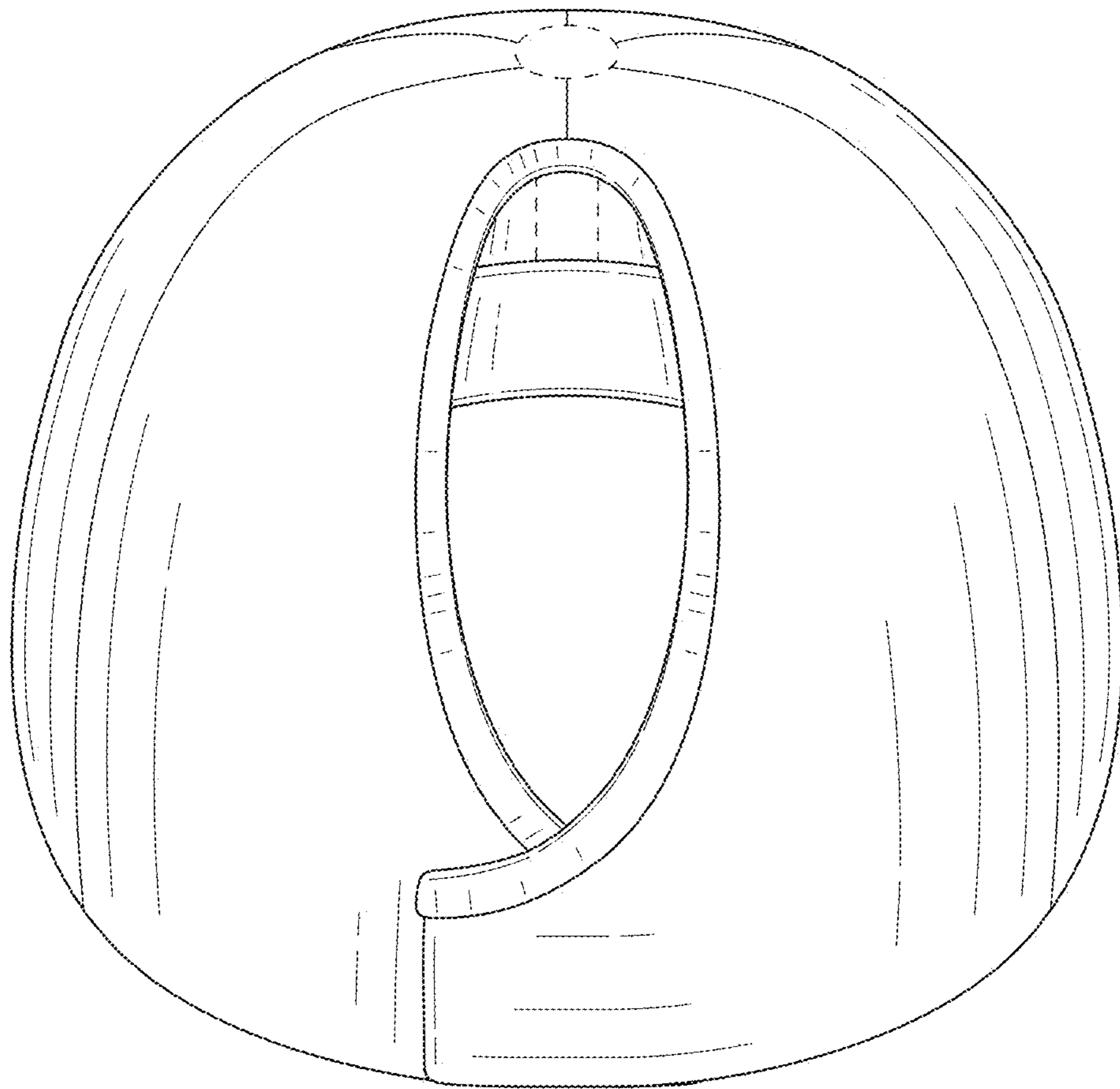


FIG. 3

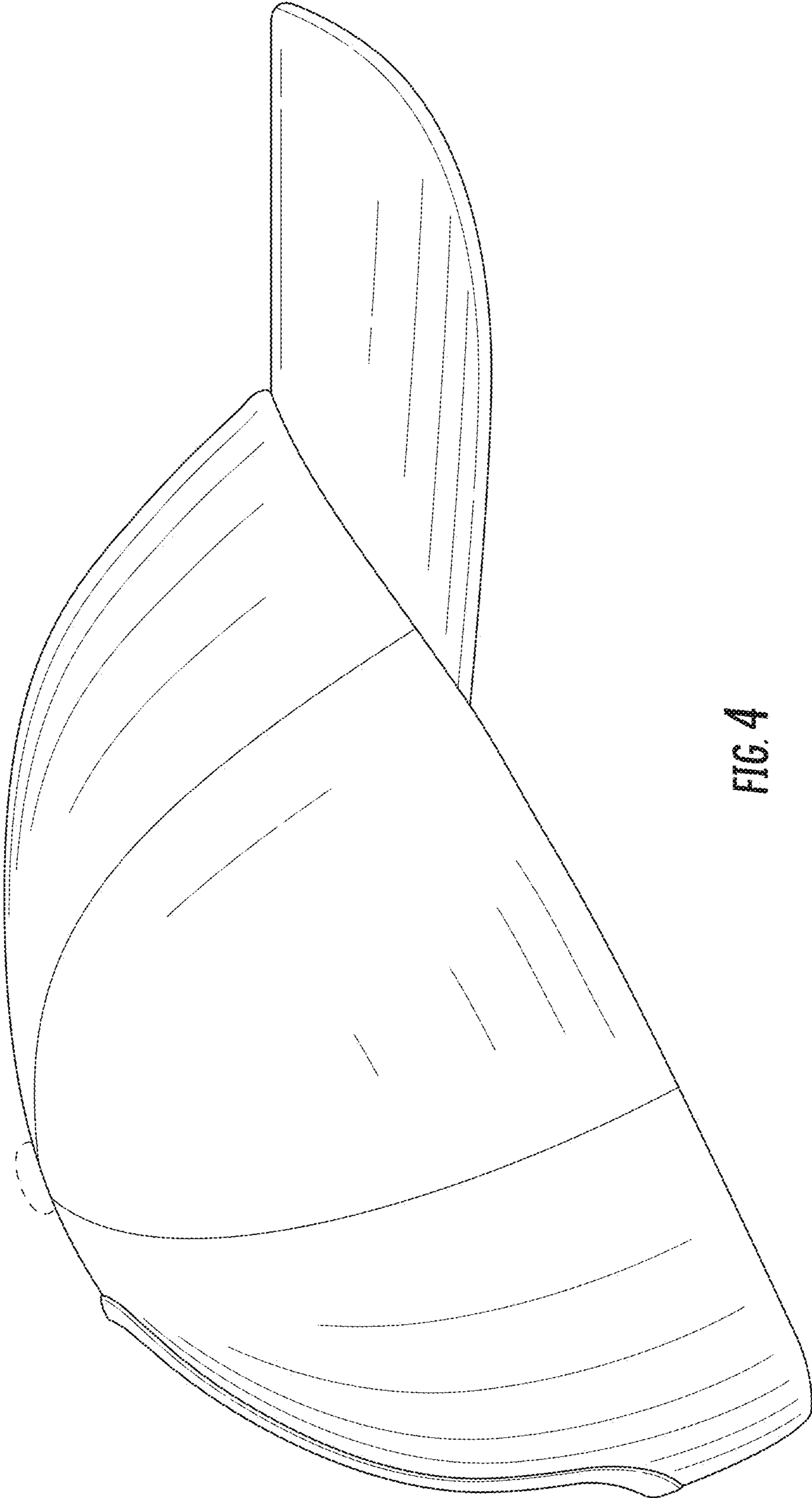


FIG. 4

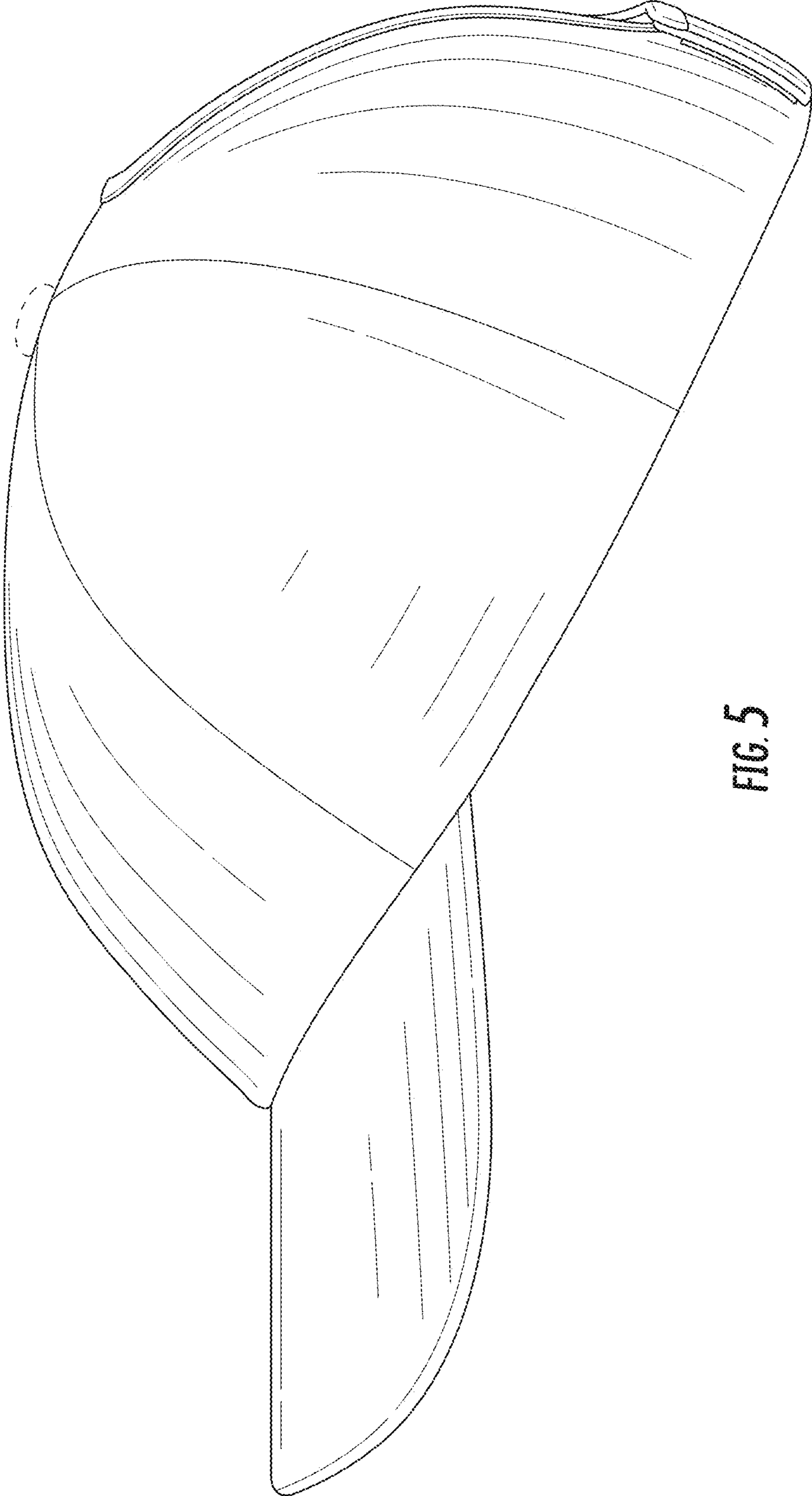


FIG. 5

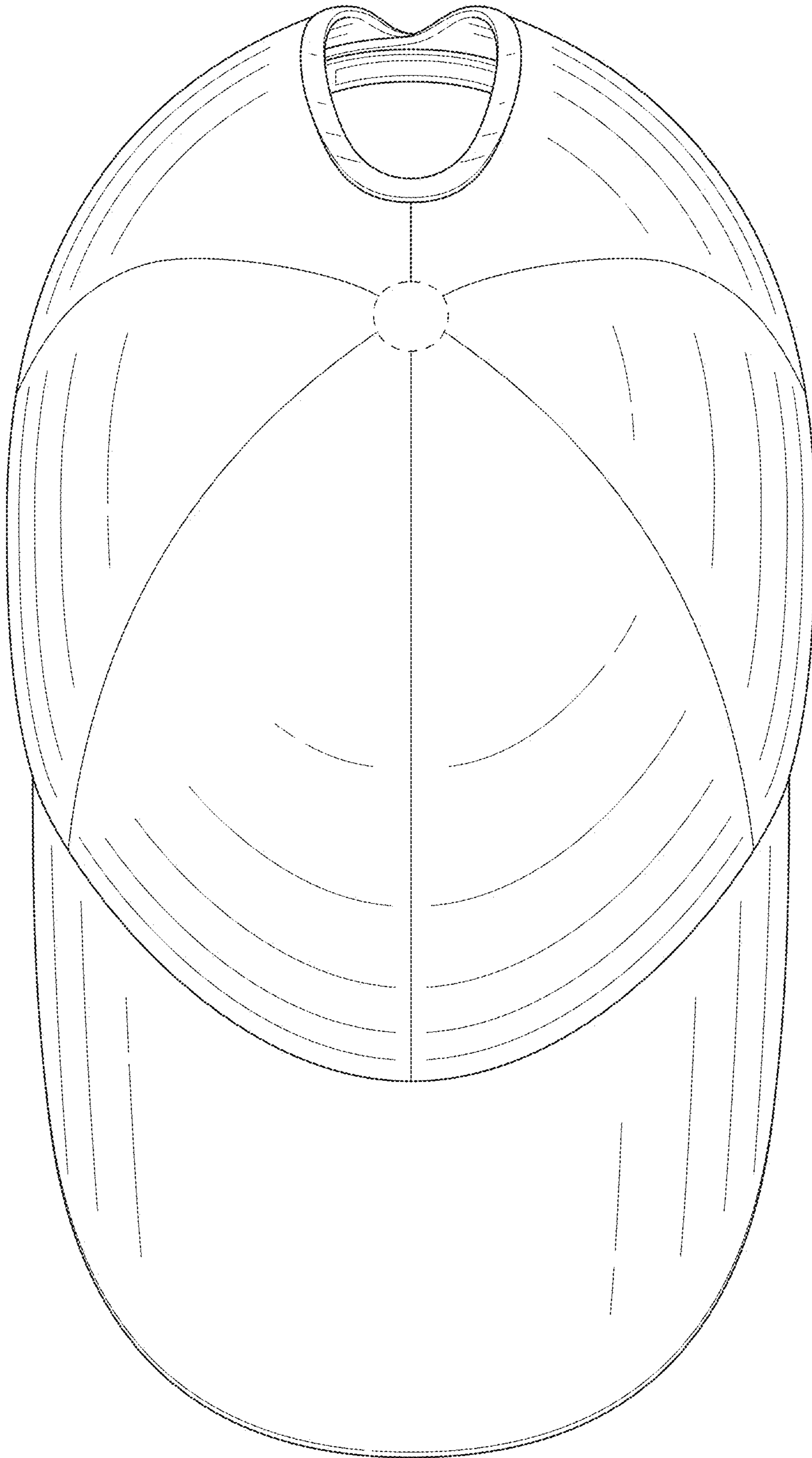


FIG. 6

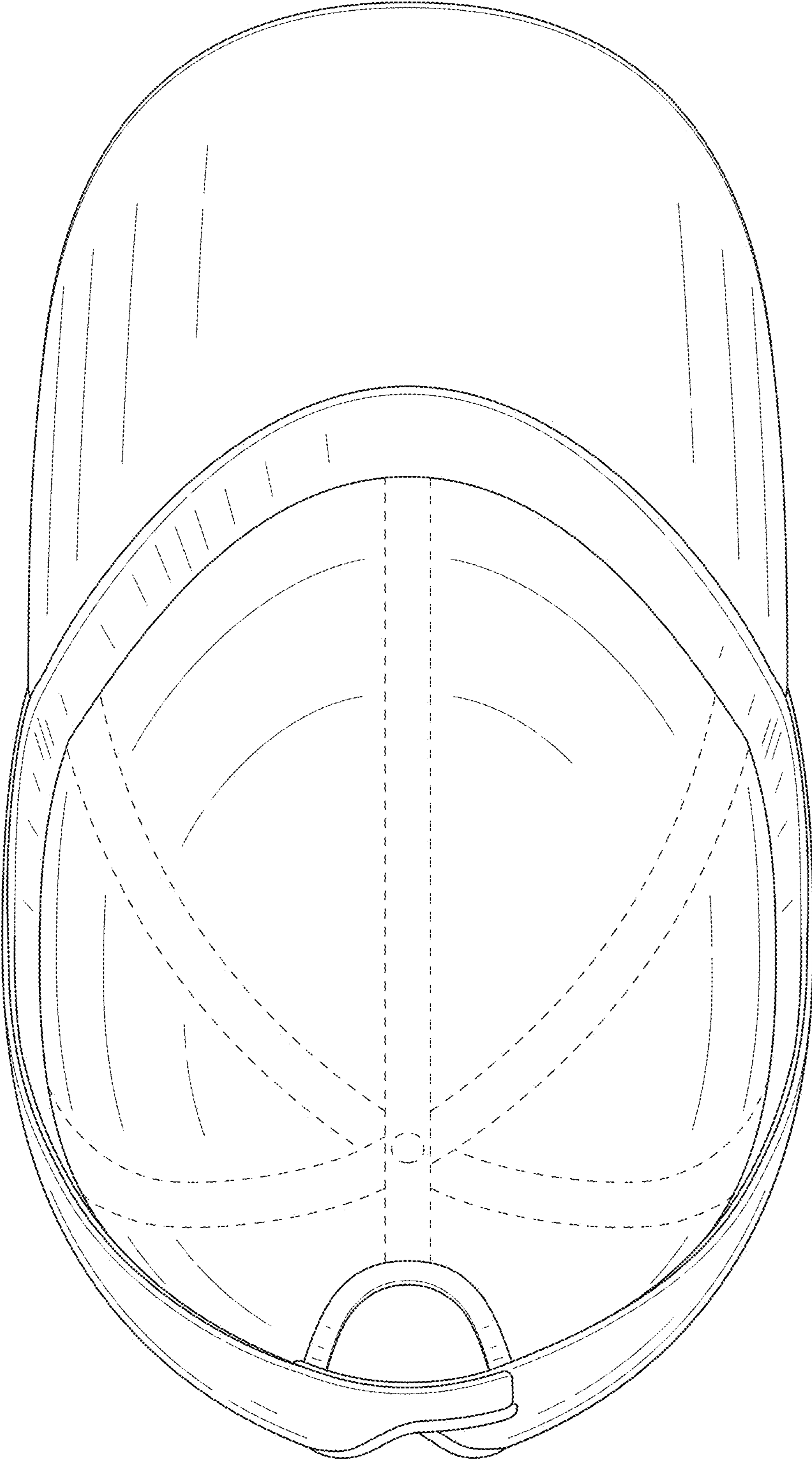


FIG. 7