



US00D882213S

(12) **United States Design Patent**
King

(10) **Patent No.:** **US D882,213 S**

(45) **Date of Patent:** **** Apr. 28, 2020**

- (54) **BIB**
- (71) Applicant: **Lindsay King**, Brooklyn, NY (US)
- (72) Inventor: **Lindsay King**, Brooklyn, NY (US)
- (**) Term: **15 Years**
- (21) Appl. No.: **29/668,687**
- (22) Filed: **Nov. 1, 2018**
- (51) **LOC (12) Cl.** **02-02**
- (52) **U.S. Cl.**
USPC **D2/864**
- (58) **Field of Classification Search**
USPC D2/860, 861, 862, 864
CPC A41B 13/00; A41B 13/10; A41B 13/103
See application file for complete search history.

D567,478 S *	4/2008	Long	D2/864
D631,232 S *	1/2011	Lewis	D2/864
D648,509 S *	11/2011	Hansen	D2/864
D667,610 S *	9/2012	Levitas	D2/861
D690,909 S *	10/2013	Albers	D2/864
D699,926 S *	2/2014	Sakanishi	D2/864
D717,020 S *	11/2014	Hernon	D2/861
9,210,954 B1 *	12/2015	Eischeid	A41B 13/103
D758,051 S *	6/2016	Feeley	D2/864
2001/0054191 A1 *	12/2001	Frye	A41B 13/103 2/49.2
2004/0205876 A1 *	10/2004	Bruffett	A41B 13/103 2/49.2
2007/0143904 A1 *	6/2007	Brown	A41B 13/103 2/49.1

(Continued)

Primary Examiner — Susan E Krakower
Assistant Examiner — Jerry Shiuan-Hua Hsu
 (74) *Attorney, Agent, or Firm* — Harpman & Harpman

(56) **References Cited**

U.S. PATENT DOCUMENTS

2,760,200 A *	8/1956	Shamy, Jr.	A41B 13/10 2/49.2
4,811,428 A *	3/1989	Waldman	A41B 13/103 2/49.3
5,218,721 A *	6/1993	Mathews	A41B 13/103 2/244
5,504,941 A *	4/1996	Sell	A41B 13/103 2/247
6,000,056 A *	12/1999	Brady	A41B 13/103 2/49.1
6,058,506 A *	5/2000	Reinhart, Jr.	A41B 13/103 2/49.2
6,128,780 A *	10/2000	Reinhart	A41B 13/103 2/49.2
6,363,530 B1 *	4/2002	Lampson	A41B 13/10 2/49.1
6,381,751 B1 *	5/2002	Benjamin	A41B 13/103 2/49.2
6,799,330 B1 *	10/2004	Lansdell	A41B 13/10 2/49.4

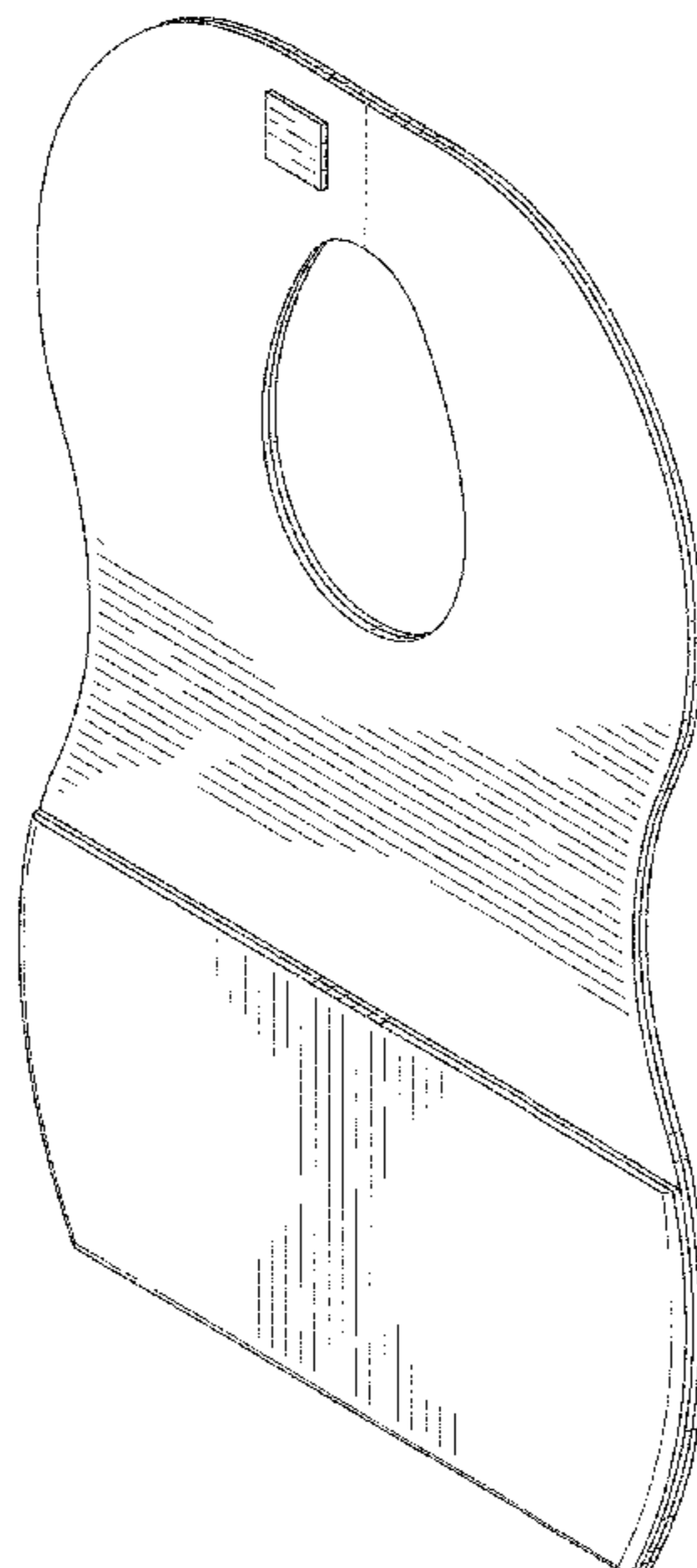
(57) **CLAIM**

The ornamental design for a bib, as shown and described.

DESCRIPTION

FIG. 1 is a right front top perspective view of a bib embodying the new design.
 FIG. 2 is a front elevational view thereof.
 FIG. 3 is a rear elevational view thereof.
 FIG. 4 is a right side elevational view thereof.
 FIG. 5 is a left side elevational view thereof.
 FIG. 6 is a top plan view thereof.
 FIG. 7 is a bottom plan view thereof; and,
 FIG. 8 is a left front top perspective view thereof shown in a state of use.
 The broken lines depicting a baby, in FIG. 8, illustrates environmental structure that forms no part of the claimed design. All other broken lines illustrate portions of the Bib that form no part of the claimed design.

1 Claim, 6 Drawing Sheets



(56)

References Cited

U.S. PATENT DOCUMENTS

2008/0209608	A1*	9/2008	Sheffield	A41B 13/10 2/49.1
2009/0188016	A1*	7/2009	Arthur-Mensah	A41B 13/10 2/49.4
2012/0117707	A1*	5/2012	Gay	A41B 13/10 2/49.2

* cited by examiner

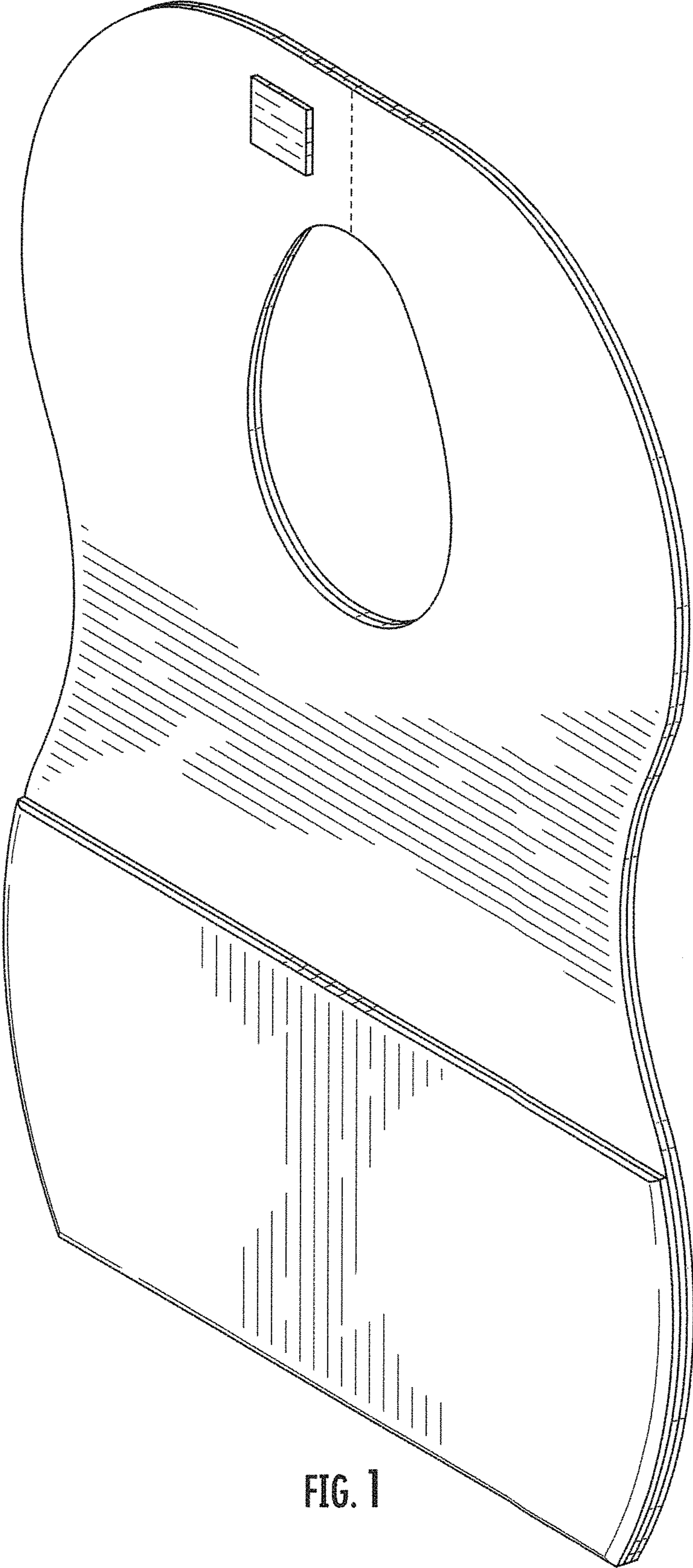


FIG. 1

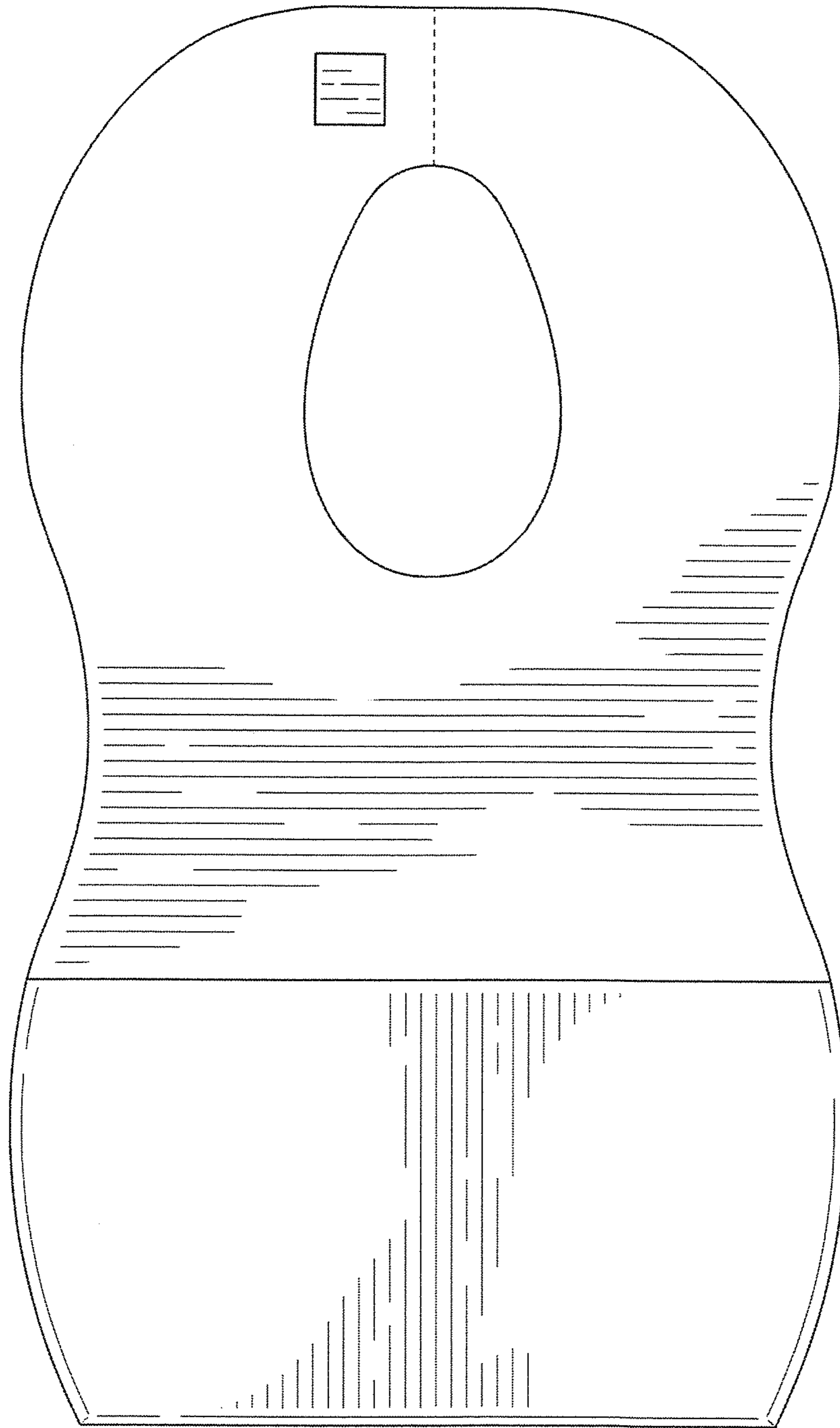


FIG. 2

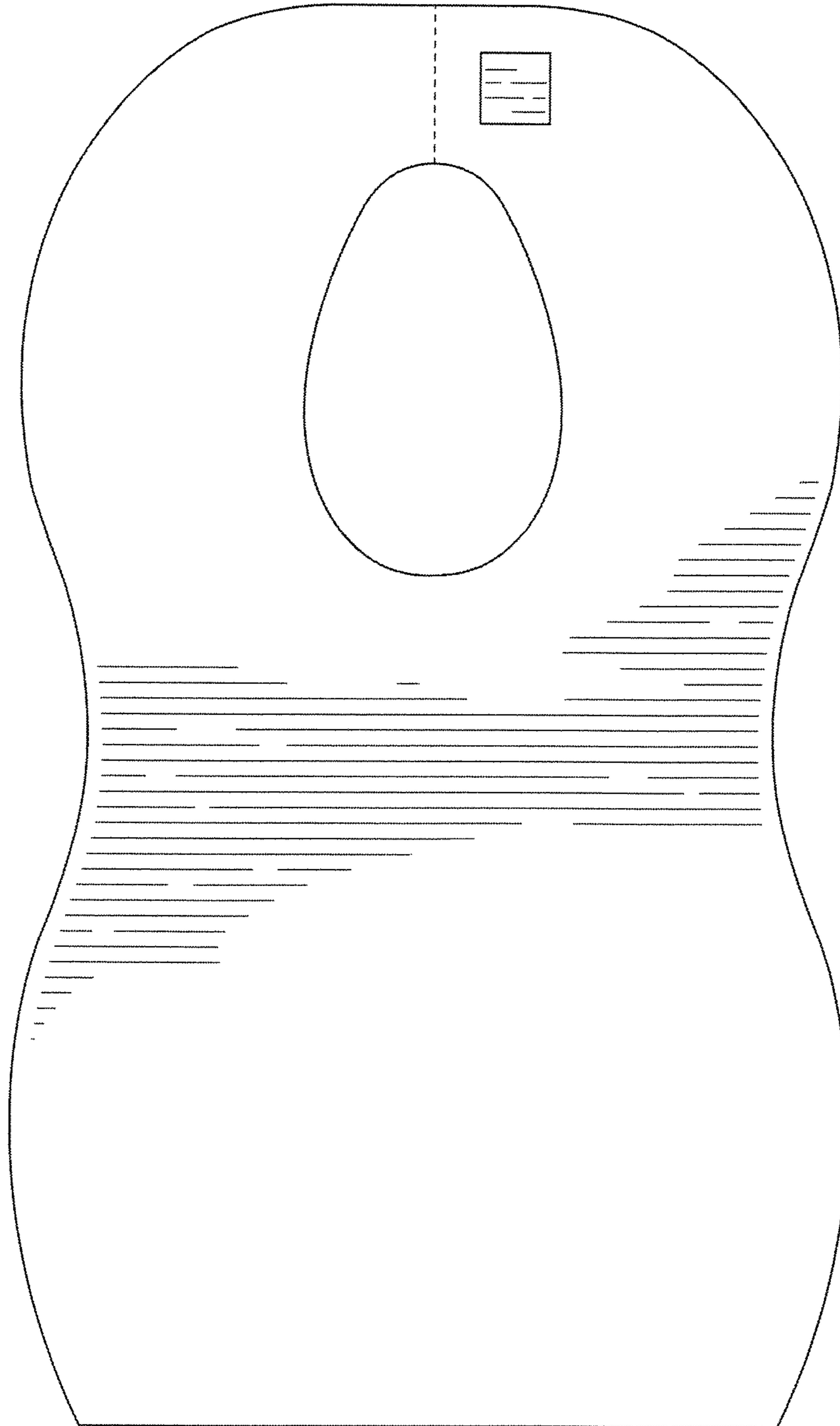


FIG. 3

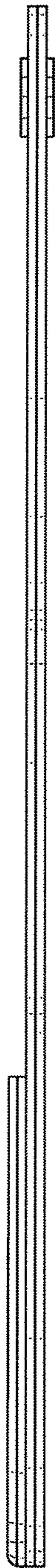


FIG. 4

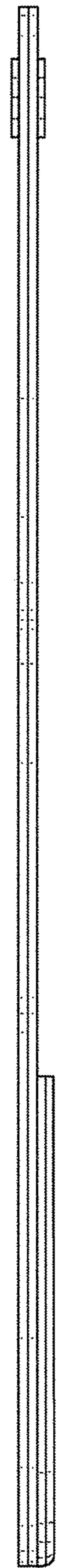


FIG. 5



FIG. 6




FIG. 7




FIG. 8