



US00D882212S

(12) **United States Design Patent** (10) **Patent No.:** **US D882,212 S**
Scogin (45) **Date of Patent:** **** Apr. 28, 2020**

- (54) **MEDICAL GARMENT**
- (71) Applicant: **Michael Christopher Scogin**,
Magnolia, TX (US)
- (72) Inventor: **Michael Christopher Scogin**,
Magnolia, TX (US)
- (**) Term: **15 Years**
- (21) Appl. No.: **29/665,975**
- (22) Filed: **Oct. 9, 2018**

Related U.S. Application Data

- (63) Continuation-in-part of application No. 14/930,296,
filed on Nov. 2, 2015, now abandoned.
- (51) **LOC (12) Cl.** **02-02**
- (52) **U.S. Cl.**
USPC **D2/847**
- (58) **Field of Classification Search**
USPC D2/739, 740, 741, 847
CPC A41B 1/00
See application file for complete search history.

(56) **References Cited**

U.S. PATENT DOCUMENTS

D271,154 S	*	11/1983	Dowling	D2/847
D332,858 S	*	2/1993	Aubuchon	D2/847
D377,258 S	*	1/1997	Burkholder	D2/750
D635,334 S	*	4/2011	Eckman	D2/847
D696,839 S	*	1/2014	Harris	D2/739
D733,400 S	*	7/2015	Cunningham	D2/720
D759,351 S	*	6/2016	Hancock	D2/847
D787,781 S	*	5/2017	Scogin	D2/720

2006/0053525	A1*	3/2006	Legard	A41D 13/1245 2/114
2012/0311759	A1*	12/2012	Moore	A41D 27/02 2/69
2017/0119070	A1*	5/2017	Scogin	A41D 13/1245

OTHER PUBLICATIONS

ChemoChamp shirt, posted at chemochamp.com, posting date not given, [online], [site visited Dec. 3, 2019]. Available from Internet, URL: <http://www.chemochamp.com/our-shirt/> (Year: 2019).*

Cream and Orange Sweatshirt, posted at shop.scogowear.com, posting date not given, [online], [site visited Dec. 3, 2019]. Available from Internet, URL: <http://shop.scogowear.com/ProductDetails?productID=17> (Year: 2019).*

* cited by examiner

Primary Examiner — George D. Kirschbaum
Assistant Examiner — Maria J Edwards

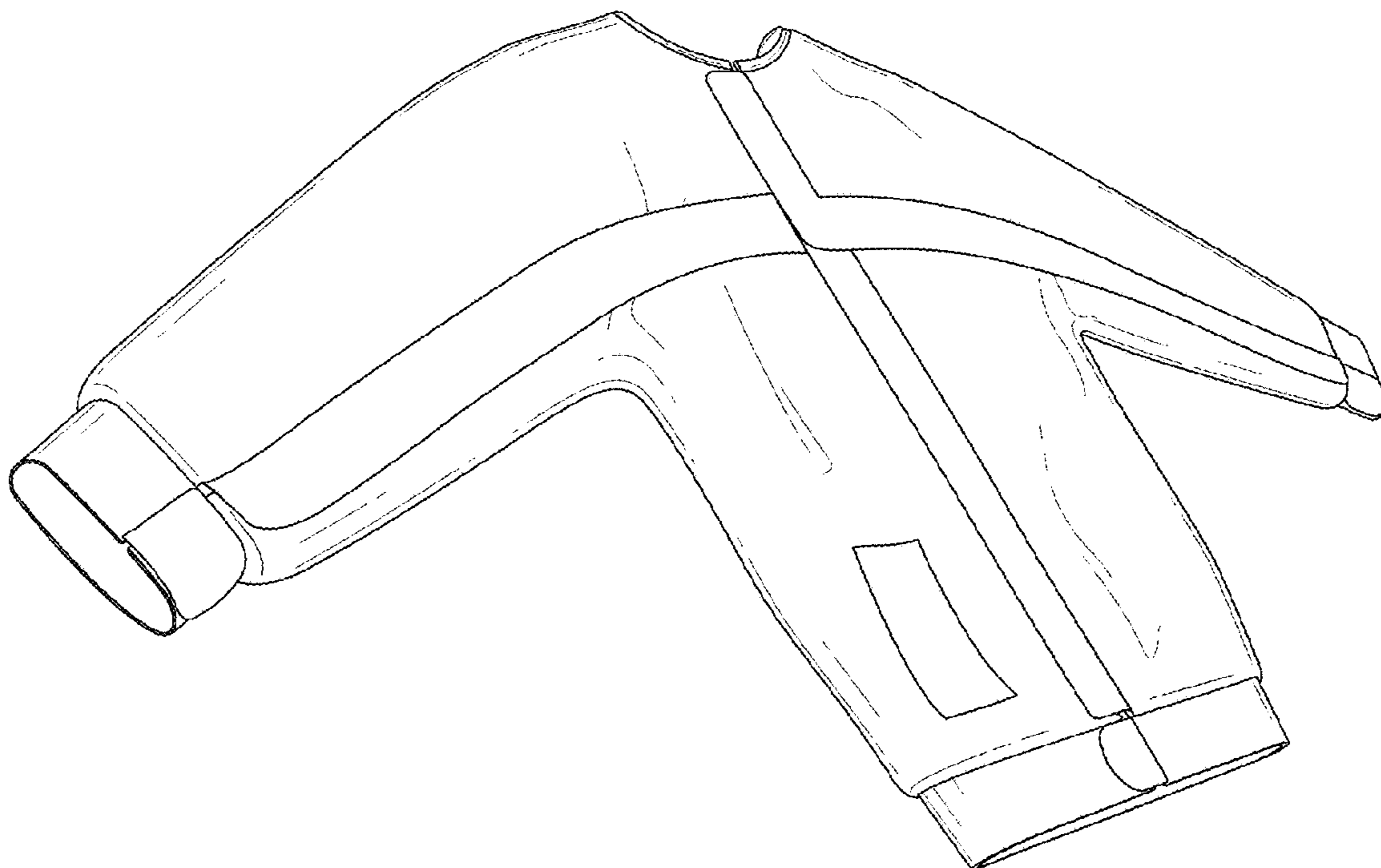
(57) **CLAIM**

The ornamental design for a medical garment, as shown and described.

DESCRIPTION

FIG. 1 is a perspective view of a medical garment showing my new design;
FIG. 2 is a front elevational view thereof;
FIG. 3 is a rear elevational view thereof;
FIG. 4 is a right-side elevational view thereof;
FIG. 5 is a left-side elevational view thereof;
FIG. 6 is a top plan view thereof;
FIG. 7 is a bottom plan view thereof; and,
FIG. 8 is a rear perspective view thereof.

1 Claim, 6 Drawing Sheets



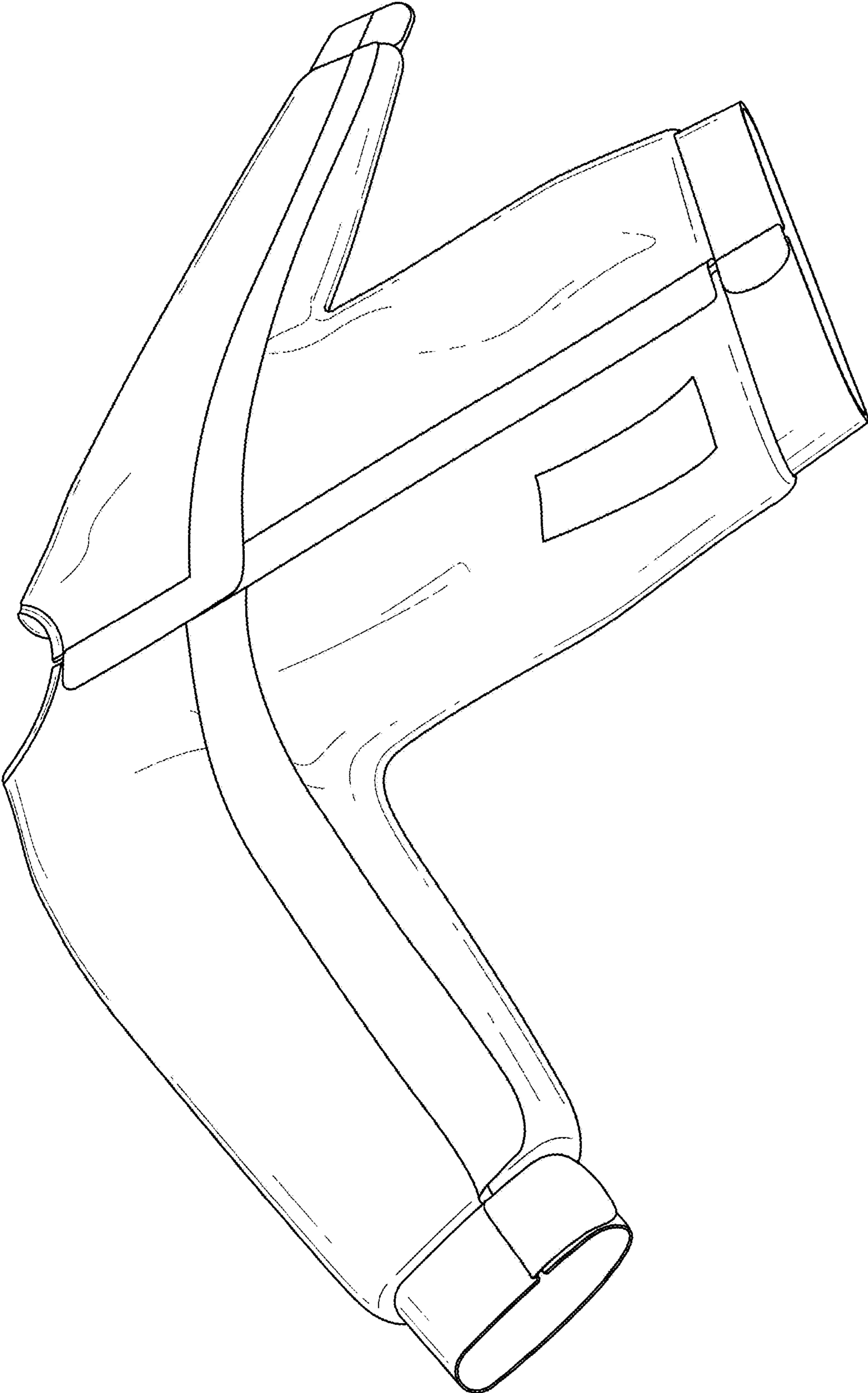


FIG. 1

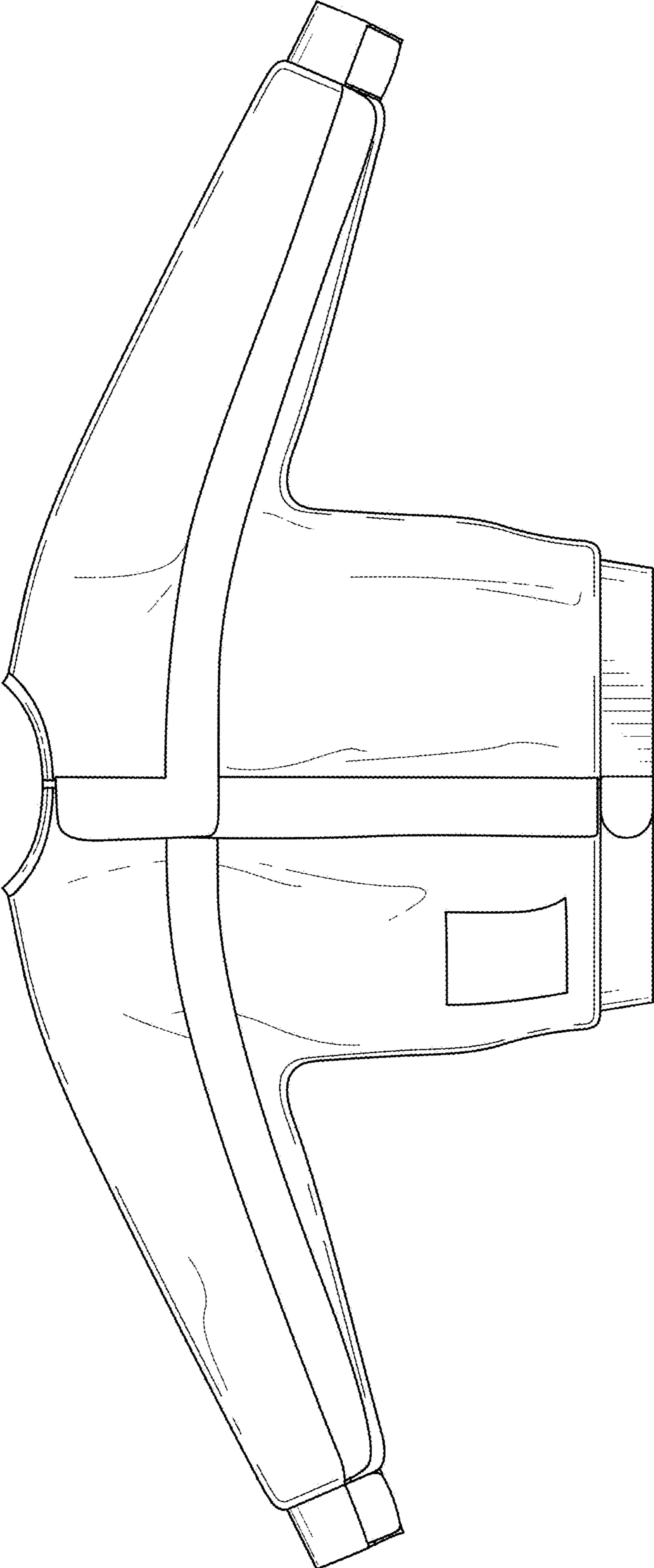


FIG. 2

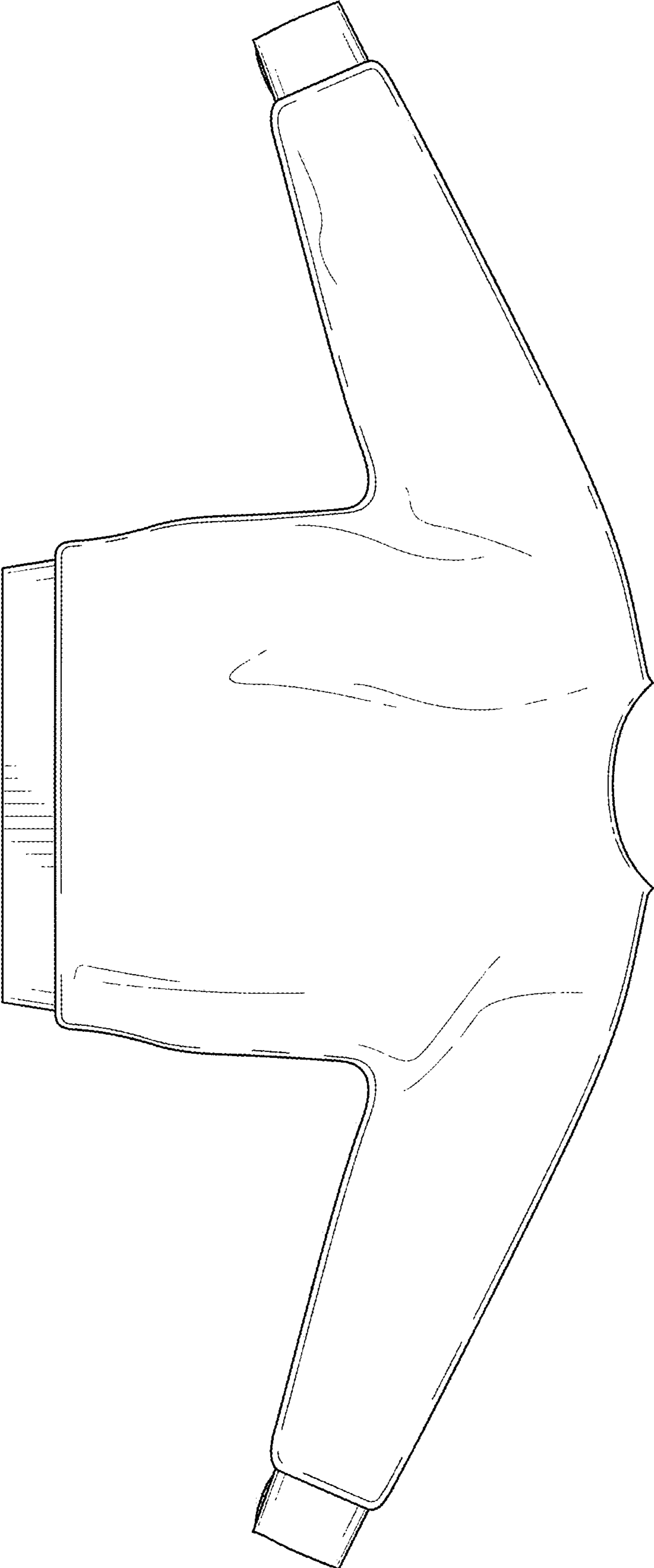


FIG. 3

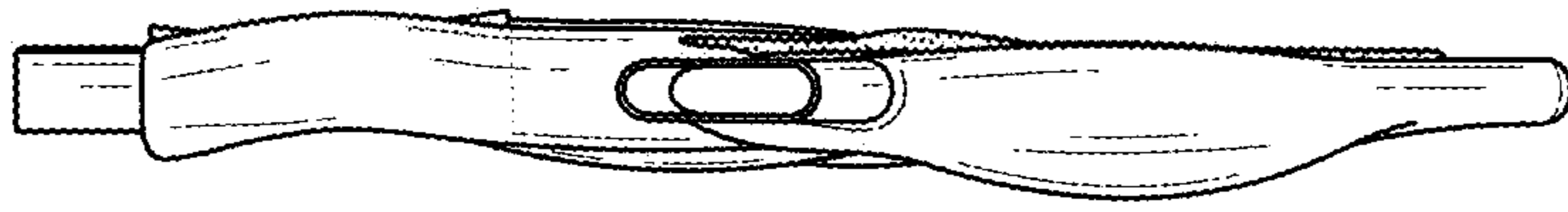


FIG. 5

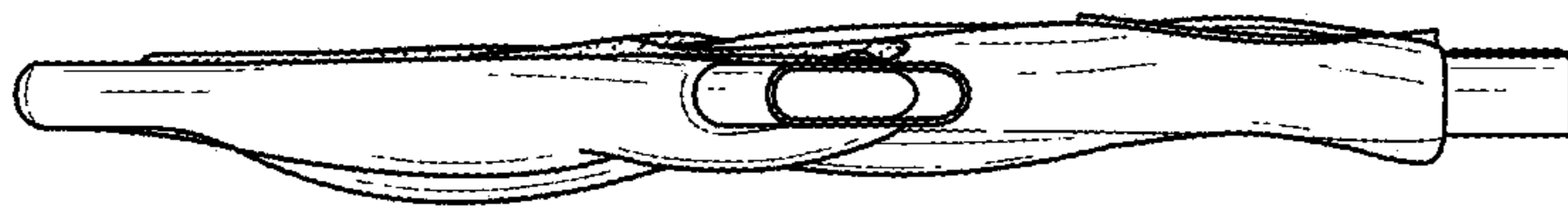


FIG. 4

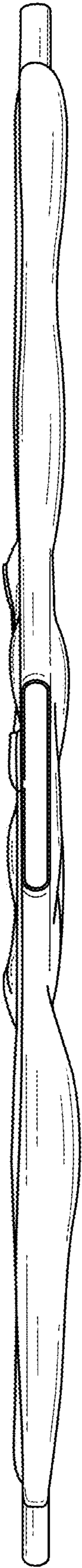


FIG. 6

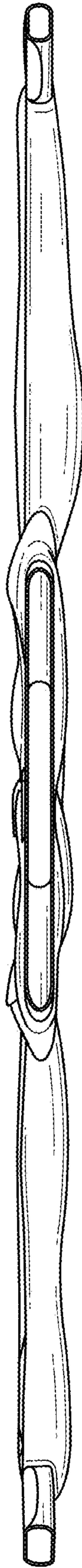


FIG. 7



FIG. 8