



US00D882191S

(12) **United States Design Patent**
Baxter et al.

(10) **Patent No.:** **US D882,191 S**

(45) **Date of Patent:** **** Apr. 21, 2020**

(54) **AXIAL BLOWER**

(71) Applicant: **BLACK & DECKER INC.**, New Britain, CT (US)

(72) Inventors: **Mark Baxter**, Newcastle upon Tyne (GB); **Gary Spratt**, Durham (GB); **Stephen Houghton**, Newcastle upon Tyne (GB)

(73) Assignee: **Black & Decker, Inc.**, New Britain, CT (US)

(**) Term: **15 Years**

(21) Appl. No.: **29/633,622**

(22) Filed: **Jan. 15, 2018**

(51) **LOC (12) Cl.** **15-05**

(52) **U.S. Cl.**
USPC **D32/15; D15/12**

(58) **Field of Classification Search**
USPC D32/1, 15-19, 21, 25; D15/11, 12, 5, 17;
D23/213, 383

CPC ... A47L 5/14; A47L 9/32; A01G 1/125; F04B
17/00; F04B 35/04

See application file for complete search history.

(56) **References Cited**

U.S. PATENT DOCUMENTS

D349,983 S *	8/1994	Tuggle	D32/15
D400,322 S *	10/1998	Webster	D32/15
D416,360 S *	11/1999	Enkyo	D32/15
D468,874 S *	1/2003	Nawrozki	D32/15
D469,931 S *	2/2003	Nawrozki	D32/15

D529,243 S *	9/2006	Noma	D32/15
D569,055 S *	5/2008	Bochmann	D32/15
D584,461 S *	1/2009	Sweeney	D32/15
D637,774 S *	5/2011	Li	D32/15
D668,822 S *	10/2012	Tinius	D32/15
D711,057 S *	8/2014	Crawley	D15/12
D719,307 S *	12/2014	Carl	D15/12
D729,999 S *	5/2015	Aoi	D15/12
D735,960 S *	8/2015	Zhang	D32/15
D741,917 S *	10/2015	Tinius	D15/15
D742,603 S *	11/2015	Tschopp	D15/12
D746,004 S *	12/2015	Murray	D15/12
D748,876 S *	2/2016	Carl	D15/12
D748,877 S *	2/2016	Tirone	D15/12
D798,513 S *	9/2017	Tinius	D32/15
D812,825 S *	3/2018	Smith	D32/15

* cited by examiner

Primary Examiner — Michelle E. Wilson

(74) *Attorney, Agent, or Firm* — John Yun

(57) **CLAIM**

The ornamental design for an axial blower, as shown and described.

DESCRIPTION

FIG. 1 is a perspective view of an axial blower showing our design;

FIG. 2 is a right side view thereof;

FIG. 3 is a left side view thereof;

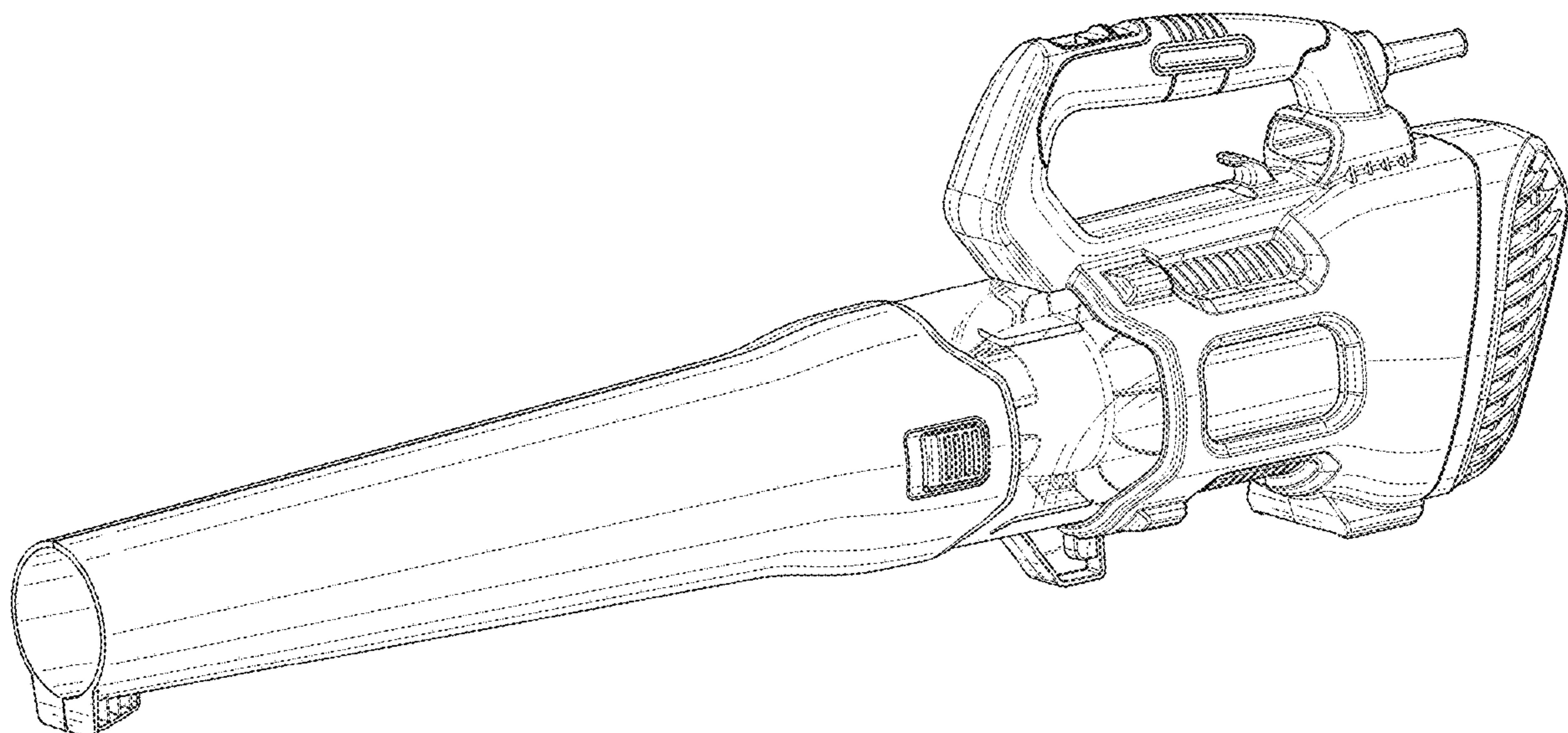
FIG. 4 is a front view thereof;

FIG. 5 is a rear view thereof;

FIG. 6 is a top plan view thereof; and,

FIG. 7 is a bottom plan view thereof.

1 Claim, 6 Drawing Sheets



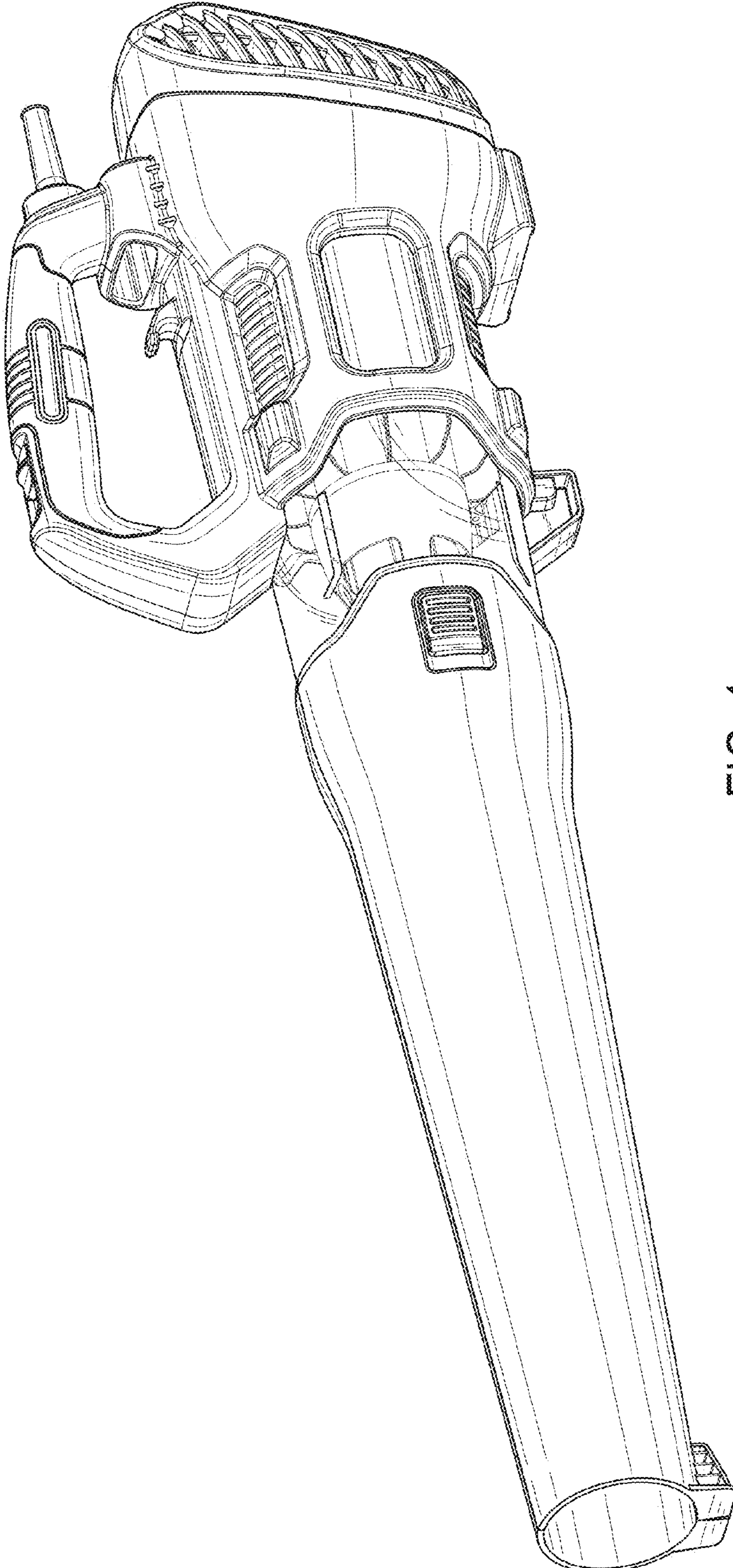


FIG. 1

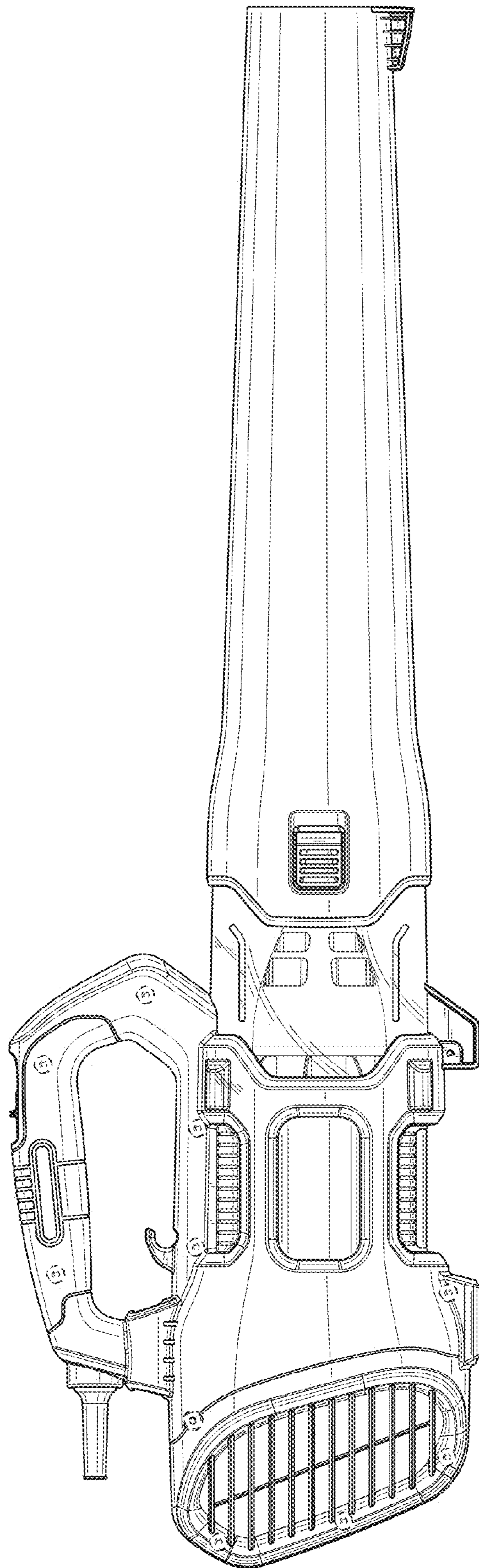


FIG. 2

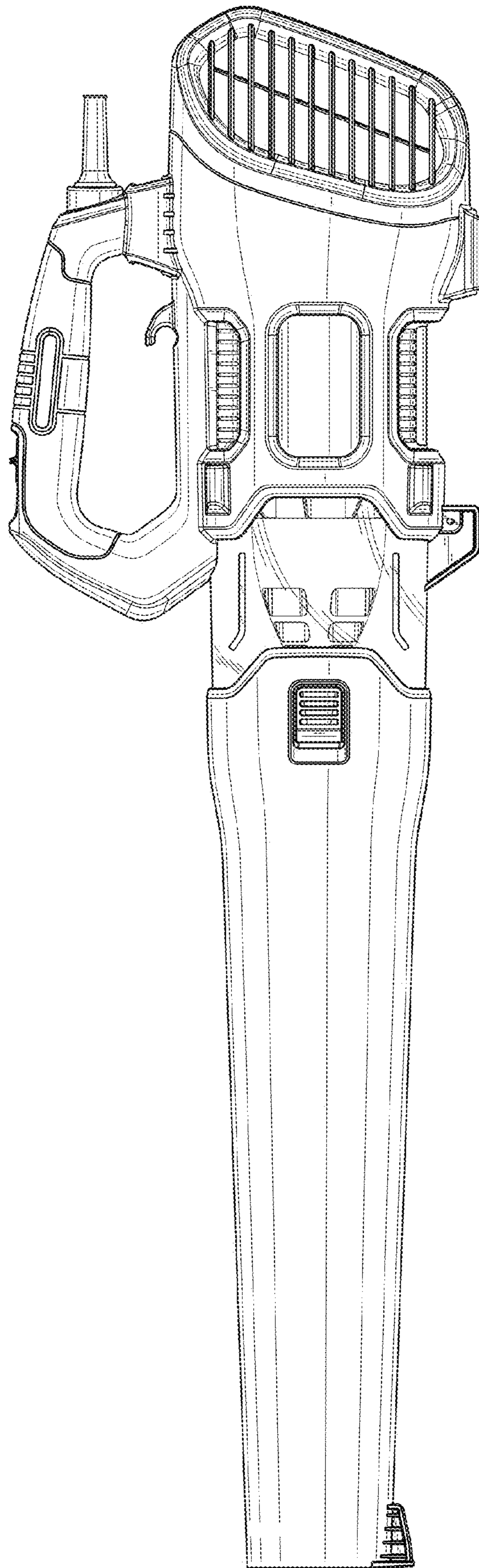


FIG. 3

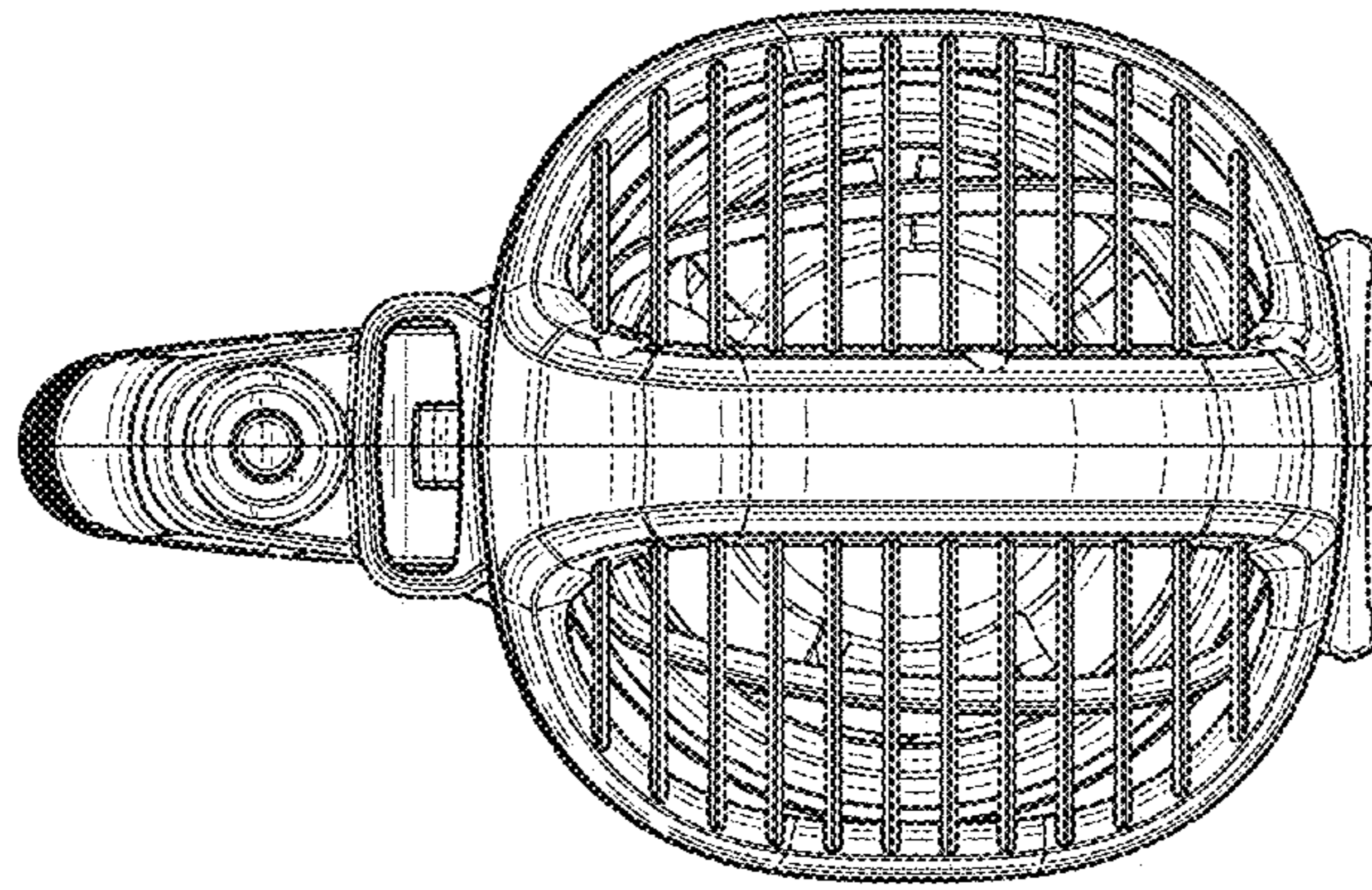


FIG. 5

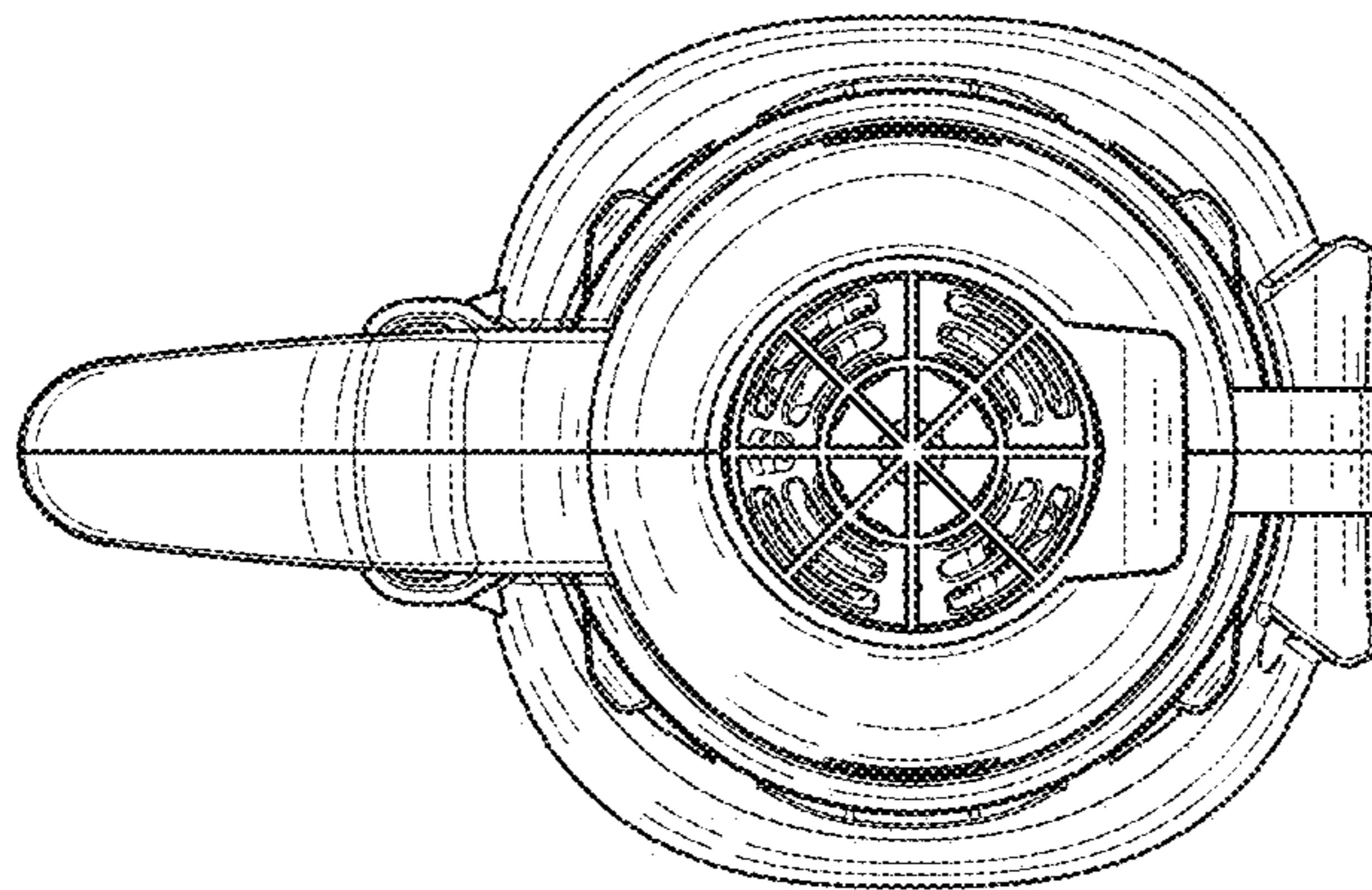


FIG. 4

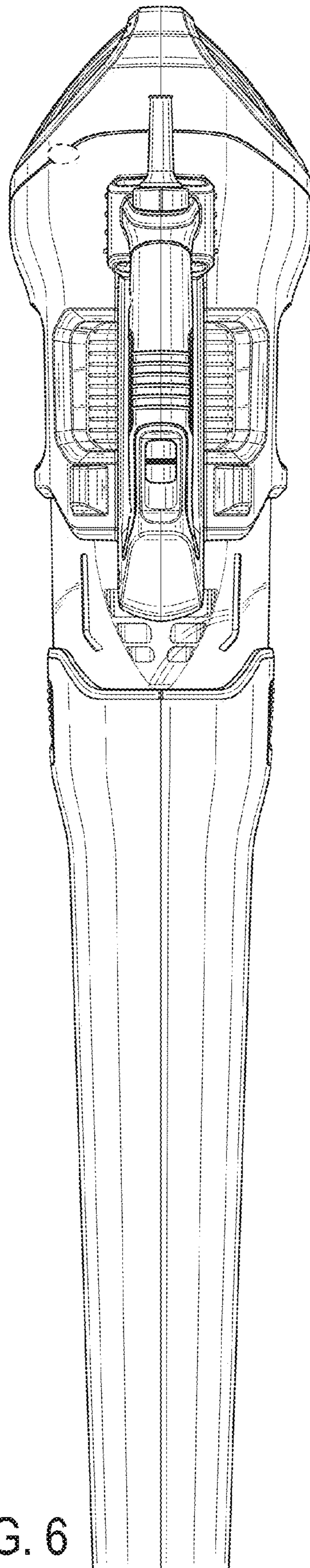


FIG. 6

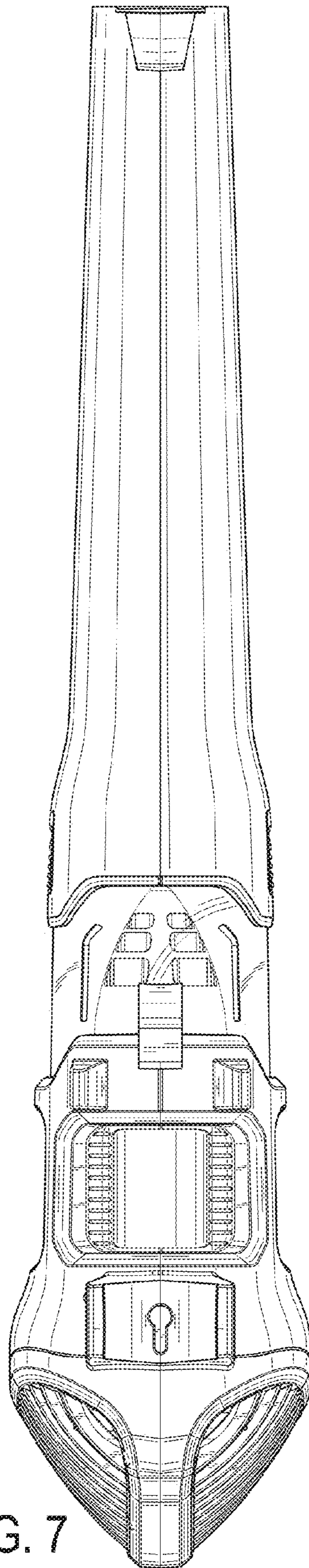


FIG. 7