



US00D882173S

(12) **United States Design Patent** (10) **Patent No.:** **US D882,173 S**
Tsai (45) **Date of Patent:** **** Apr. 21, 2020**

(54) **HAIR PIN**

(71) Applicant: **Kai-Mou Tsai**, Taipei (TW)

(72) Inventor: **Kai-Mou Tsai**, Taipei (TW)

(**) Term: **15 Years**

(21) Appl. No.: **29/673,258**

(22) Filed: **Dec. 13, 2018**

(51) **LOC (12) Cl.** **28-03**

(52) **U.S. Cl.**
USPC **D28/39**

(58) **Field of Classification Search**

USPC D28/10, 21, 25, 27, 32, 33, 34, 35, 39,
D28/40, 41, 42, 43
CPC A45D 6/045; A45D 8/00; A45D 8/002;
A45D 8/004; A45D 8/006; A45D 8/008;
A45D 8/02; A45D 8/06; A45D 8/08;
A45D 8/10; A45D 8/12; A45D 8/14;
A45D 8/16; A45D 8/18; A45D 8/20;
A45D 8/22; A45D 8/24; A45D 8/26;
A45D 8/28; A45D 8/30; A45D 8/32

See application file for complete search history.

(56) **References Cited**

U.S. PATENT DOCUMENTS

2,018,390 A * 10/1935 Welch A63H 3/001
446/295
D346,879 S * 5/1994 McAlister D28/42
D353,017 S * 11/1994 Edmark D28/10
D412,218 S * 7/1999 Edmark D28/10
D677,835 S * 3/2013 Bennett D28/39
D720,885 S * 1/2015 Hsu A45D 8/02
D28/39
D855,885 S * 8/2019 Moore D28/39

OTHER PUBLICATIONS

Unicorn-Shaped Pen, announced © 2019 [online], retrieved on Dec. 16, 2019, retrieved from internet, https://www.anypromo.com/pens-writing/pens/unicorn-pen-p757649?utm_source=google&utm_medium=PLA&s=1&calltrk=1&gl=1&glppc=2&gclid=Cj0KCQiA89zvBRD0ARIsAO1ePbBdX9LJOAO0DY2_KXB6KbGBCfdkBdfEP72lbl00y_gGYtVrOGeRa-saAmW.*
Womens Simple Hollow Out Unicorn Hairpin Hair Side Clip Clamp, announced © 2019 [online], retrieved on Dec. 16, 2019, retrieved from internet, https://www.kikuu.com/item-840923-comvip-womens-simple-hollow-out-unicorn-hairpin-hair-side-clip-clamp.html.*

* cited by examiner

Primary Examiner — Shannon W Morgan

Assistant Examiner — Messina L Smith

(74) *Attorney, Agent, or Firm* — Rosenberg, Klein & Lee

(57) **CLAIM**

The ornamental design for a hair pin, as shown and described.

DESCRIPTION

FIG. 1 is a perspective view of a hair pin showing my new design;

FIG. 2 is a front elevational view thereof;

FIG. 3 is a rear elevational view thereof;

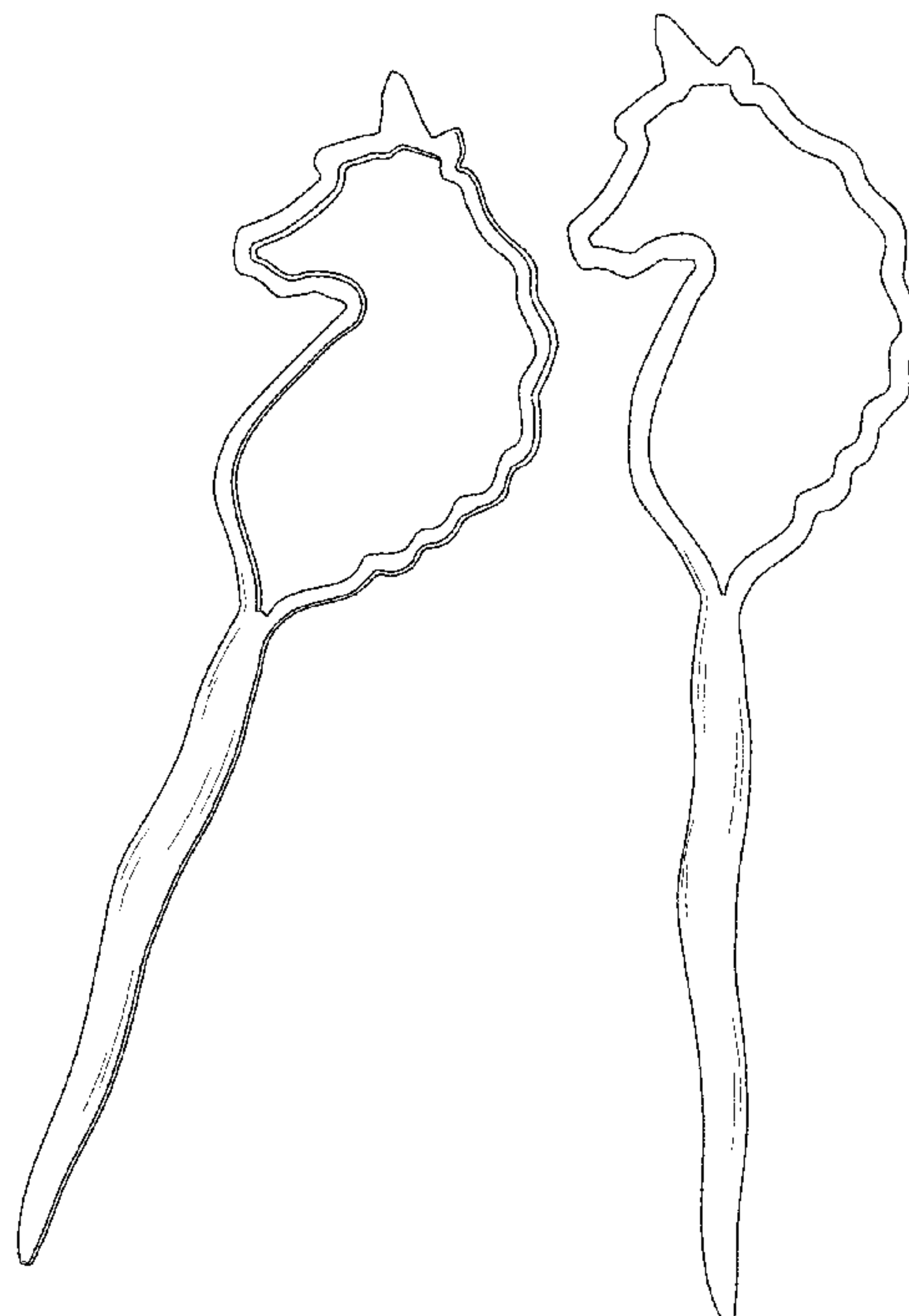
FIG. 4 is a top plan view thereof;

FIG. 5 is a bottom plan view thereof;

FIG. 6 is a left side elevational view thereof; and,

FIG. 7 is a right side elevational view thereof.

1 Claim, 5 Drawing Sheets



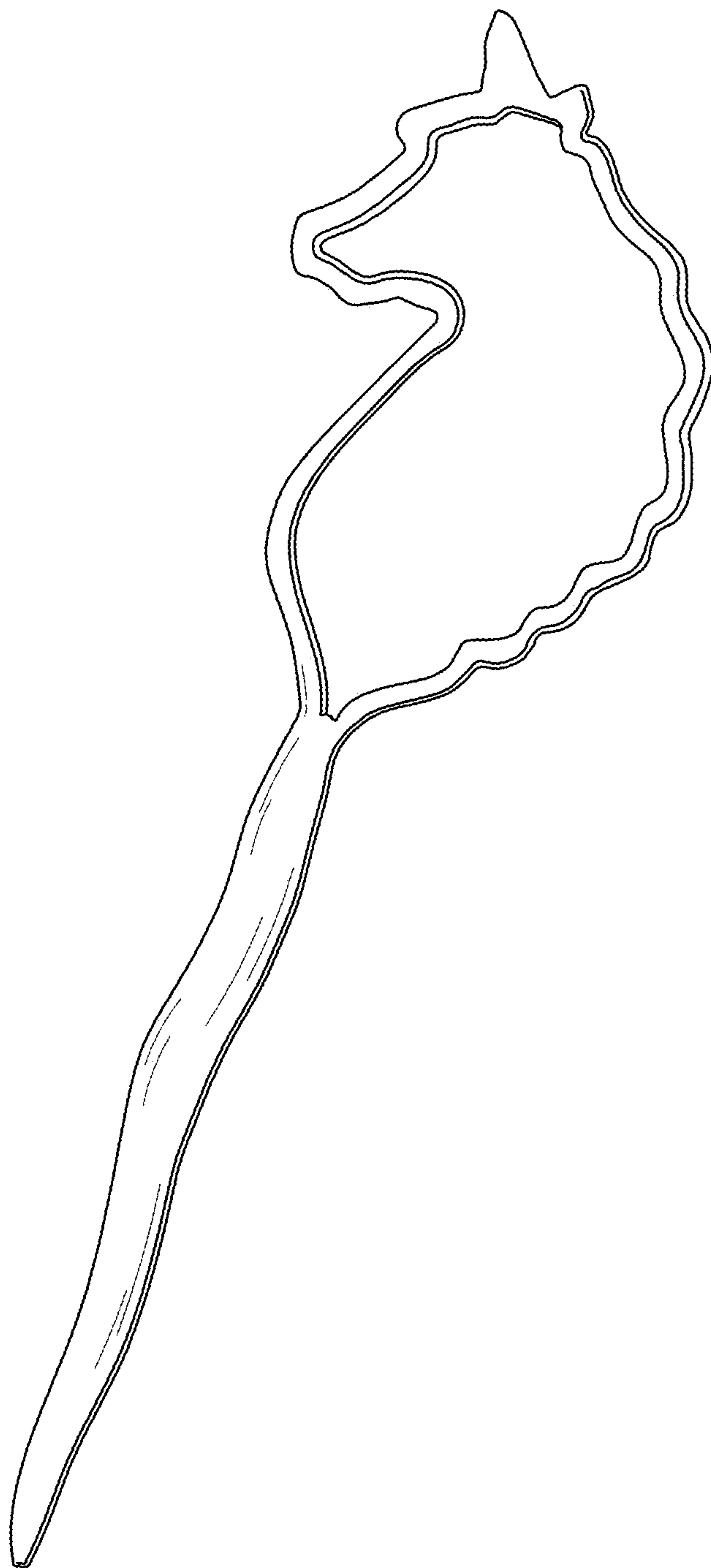


FIG.1

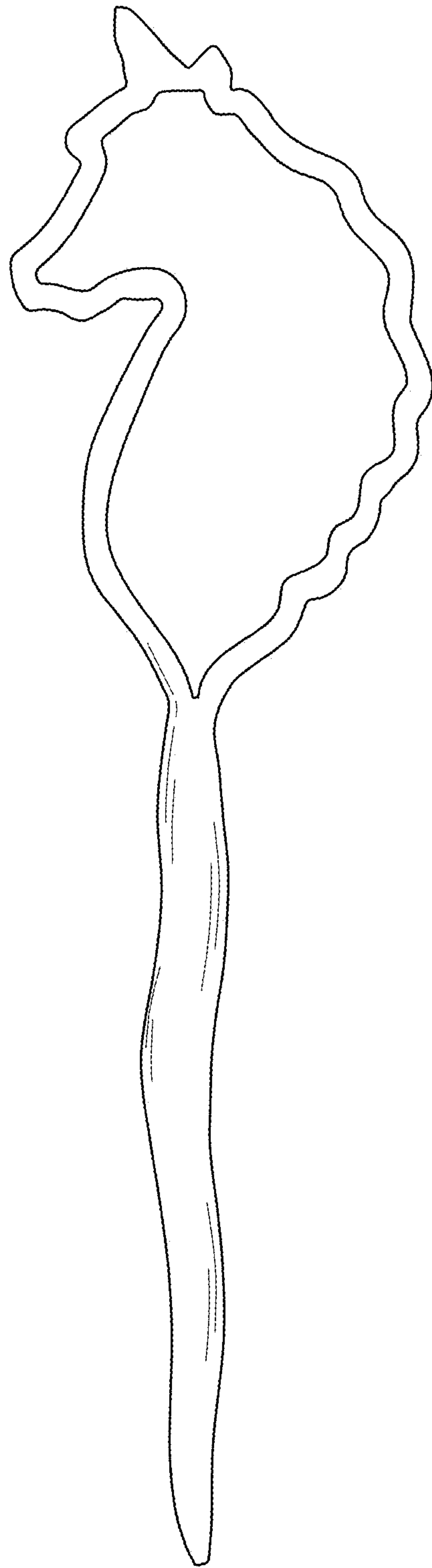


FIG.2

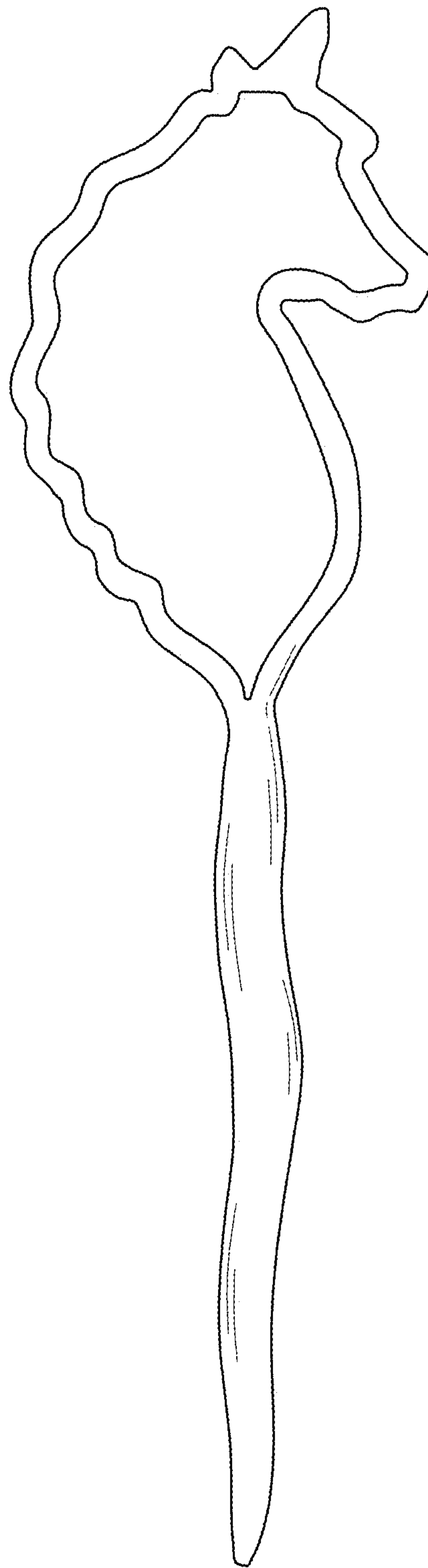


FIG.3

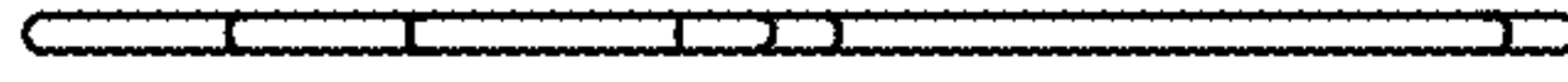


FIG. 4

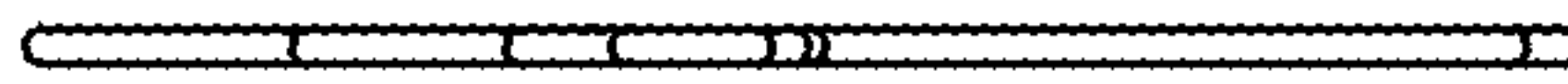


FIG. 5

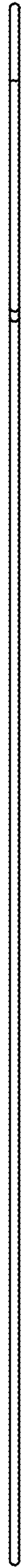


FIG.6




FIG.7