



US00D882167S

(12) **United States Design Patent** (10) **Patent No.:** **US D882,167 S**
Seidenfeld et al. (45) **Date of Patent:** **** Apr. 21, 2020**

(54) **CHARGER FOR AN ELECTRONIC CIGARETTE**

(71) Applicants: **Justin Seidenfeld**, Brooklyn, NY (US);
Cole Connolly, New York, NY (US)

(72) Inventors: **Justin Seidenfeld**, Brooklyn, NY (US);
Cole Connolly, New York, NY (US)

(73) Assignee: **Reful, LLC**, Brooklyn, NY (US)

(**) Term: **15 Years**

(21) Appl. No.: **29/662,169**

(22) Filed: **Sep. 4, 2018**

(51) **LOC (12) Cl.** **27-06**

(52) **U.S. Cl.**
USPC **D27/172**

(58) **Field of Classification Search**
USPC D27/172, 100, 101, 162–165, 174–176,
D27/183, 185–192, 194; D24/110, 110.5;
128/202.21, 203.12; 131/257, 259, 240.1,
131/273, 274, 270, 191, 328, 329, 330,
131/360–365

CPC A24F 47/002; A24F 47/006; A24F 47/008;
A61M 15/00; A61M 15/06

See application file for complete search history.

(56) **References Cited**

U.S. PATENT DOCUMENTS

- D532,776 S * 11/2006 Griffin D14/435.1
- D617,495 S * 6/2010 LoRe D27/172
- D617,942 S * 6/2010 LoRe D27/172
- D618,392 S * 6/2010 LoRe D27/172
- D661,015 S * 5/2012 Logue D27/172
- D663,892 S * 7/2012 Arcos Bellvehi D27/172
- D680,263 S * 4/2013 Braley D27/181

- D741,541 S * 10/2015 Liu D27/186
- D752,284 S * 3/2016 Doster D27/189
- D775,752 S * 1/2017 Nook D26/38
- D836,831 S * 12/2018 Cividi D27/162
- D860,519 S * 9/2019 Cividi D27/162
- D860,520 S * 9/2019 Cividi D27/162

* cited by examiner

Primary Examiner — Marissa J Cash

Assistant Examiner — Rebecca Tsehaye

(74) *Attorney, Agent, or Firm* — Caldwell intellectual Property Law

(57) **CLAIM**

The ornamental design for a charger for an electronic cigarette, as shown and described.

DESCRIPTION

FIG. 1 is a front perspective view of our charger for an electronic cigarette;

FIG. 2 is a rear elevational view thereof;

FIG. 3 is a front elevational view thereof;

FIG. 4 is an elevational view of the right side thereof;

FIG. 5 is an elevational view of the left side thereof;

FIG. 6 is a top plan view;

FIG. 7 is a bottom plan view;

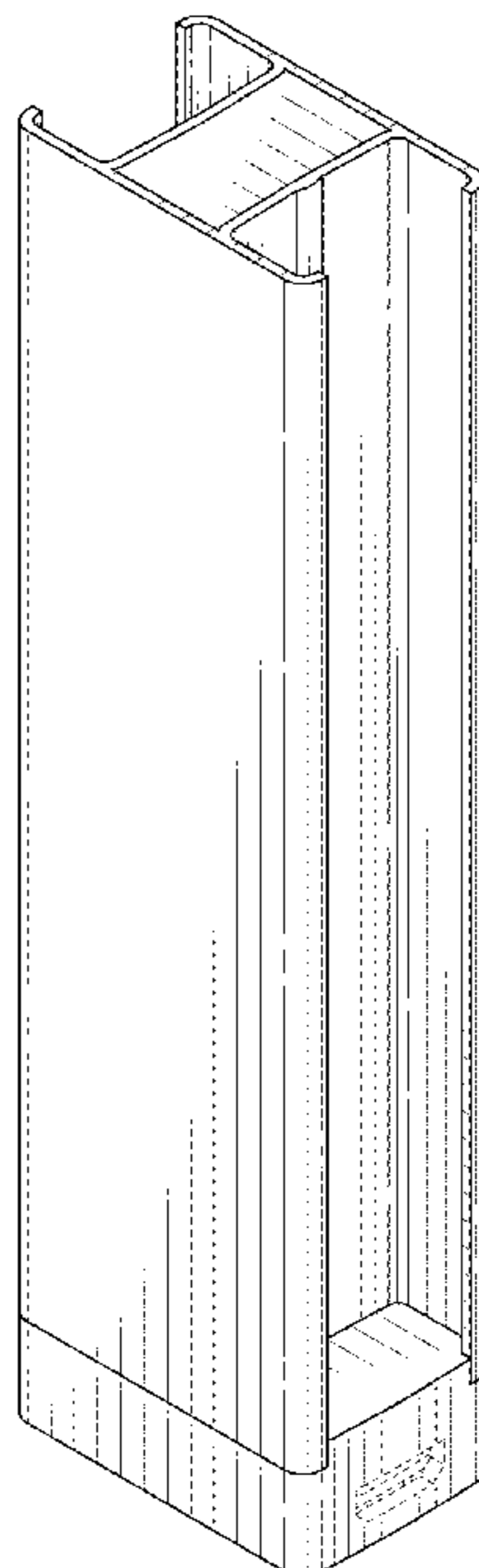
FIG. 8 is a rear perspective view thereof;

FIG. 9 is a front perspective view showing environmental structure in broken lines; and,

FIG. 10 is a rear perspective view showing environmental structure in broken lines.

The broken lines depicted in the drawings are directed to environment and are for illustrative purposes only and form no part of the claimed design.

1 Claim, 7 Drawing Sheets






FIG. 1

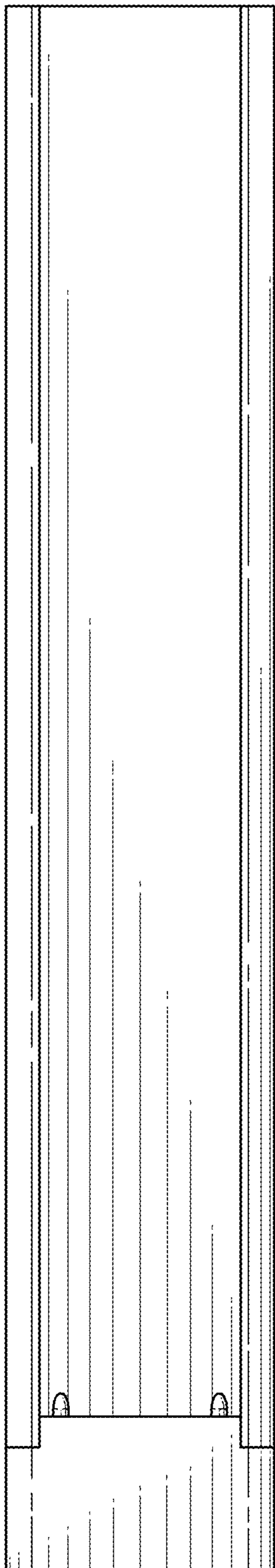


FIG. 2

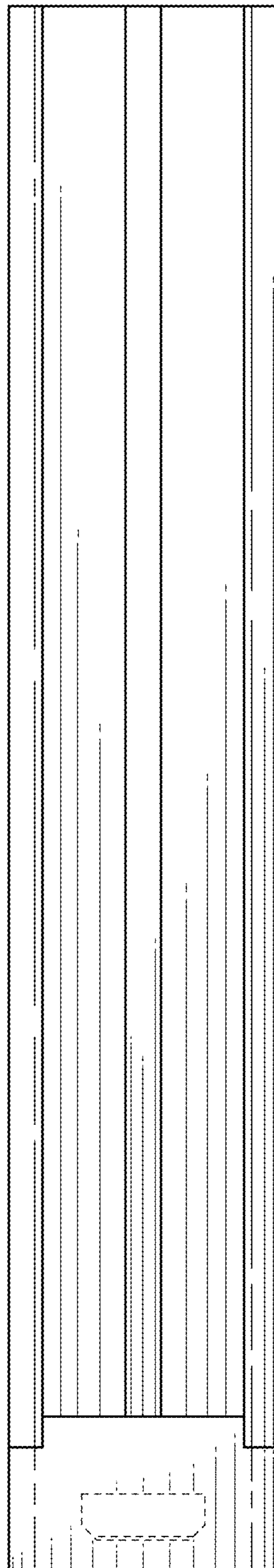


FIG. 3




FIG. 4

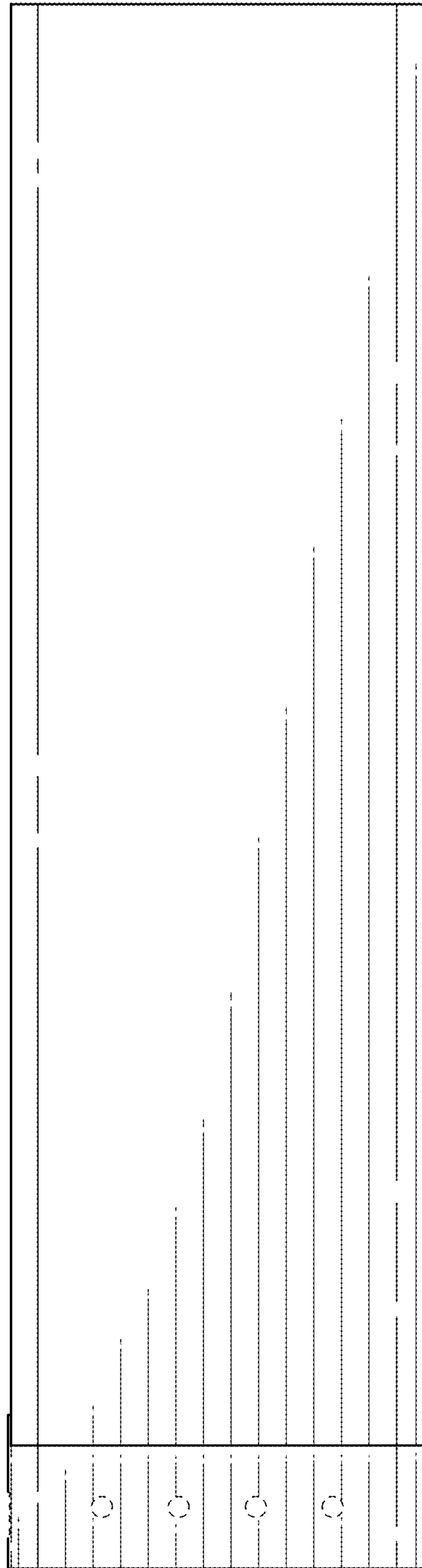


FIG. 5

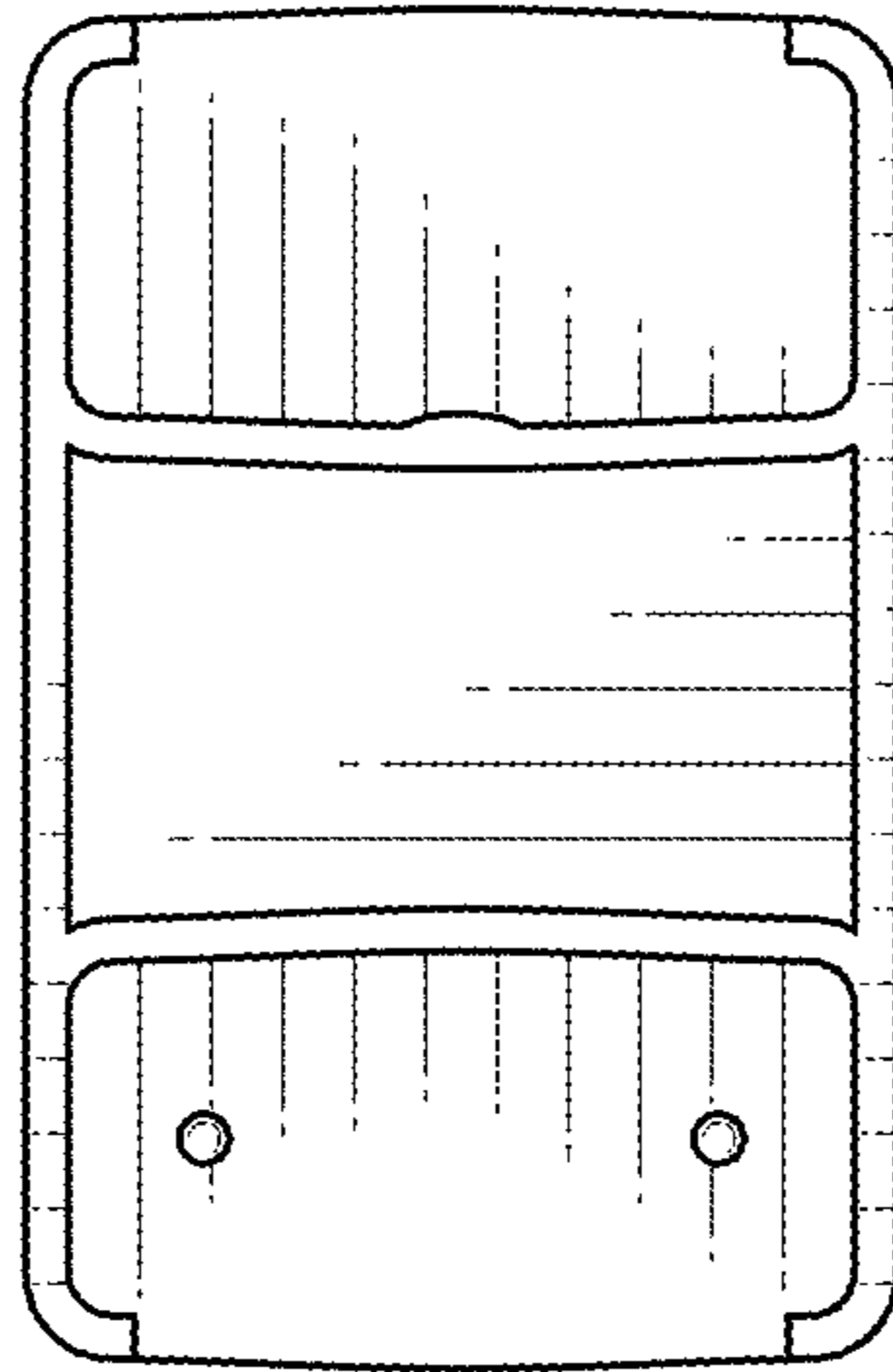


FIG. 6




FIG. 7




FIG. 8

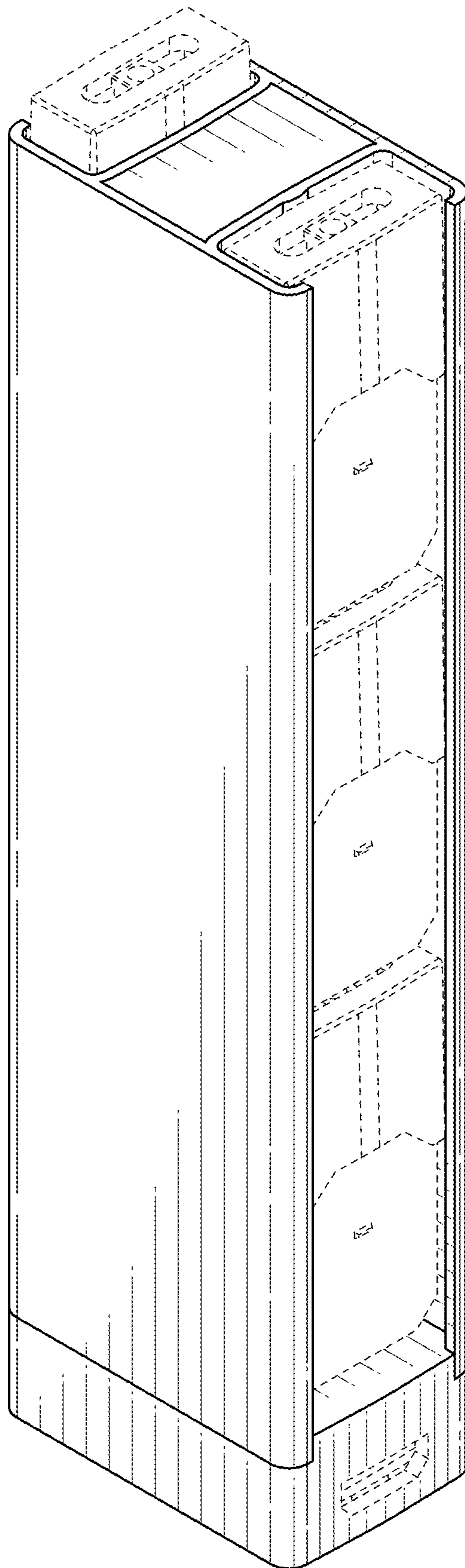


FIG. 9




FIG. 10