



US00D882159S

(12) **United States Design Patent**
Laakkio

(10) **Patent No.:** **US D882,159 S**

(45) **Date of Patent:** **** Apr. 21, 2020**

(54) **LIGHT DIFFUSER**

(71) Applicant: **Ledil Oy**, Salo (FI)

(72) Inventor: **Olli Laakkio**, Salo (FI)

(73) Assignee: **LEDIL OY**, Salo (FI)

(**) Term: **15 Years**

(21) Appl. No.: **29/674,761**

(22) Filed: **Dec. 26, 2018**

(51) **LOC (12) Cl.** **26-99**

(52) **U.S. Cl.**
USPC **D26/120**

(58) **Field of Classification Search**
USPC D26/1, 24, 63, 74, 111, 138, 118, 120,
D26/122; D10/111, 113.1, 114.1;
D13/179, 180
CPC H05K 1/021; H05K 3/0061; F21V 17/04;
F21V 21/14
See application file for complete search history.

(56) **References Cited**

U.S. PATENT DOCUMENTS

D499,835 S * 12/2004 Yu D26/122
D648,240 S * 11/2011 Kim D26/118
D673,067 S * 12/2012 Kim D26/118
8,333,487 B2 * 12/2012 Mekhtarian F21V 29/74
362/249.02

D679,444 S * 4/2013 Vasylyev D26/120
D773,109 S * 11/2016 Hu D26/118
D822,887 S * 7/2018 Laakkio D26/122
D870,358 S * 12/2019 Hu D26/120

* cited by examiner

Primary Examiner — Brian N. Vinson

(74) *Attorney, Agent, or Firm* — Jacob Eisenberg

(57) **CLAIM**

I claim the ornamental design of a light guide, substantially as shown and described.

DESCRIPTION

FIG. 1 is a top view of a light diffuser for modifying light distribution of a light source(s) in accordance with the present invention.

FIG. 2 is a bottom perspective view of the light guide in FIG. 1.

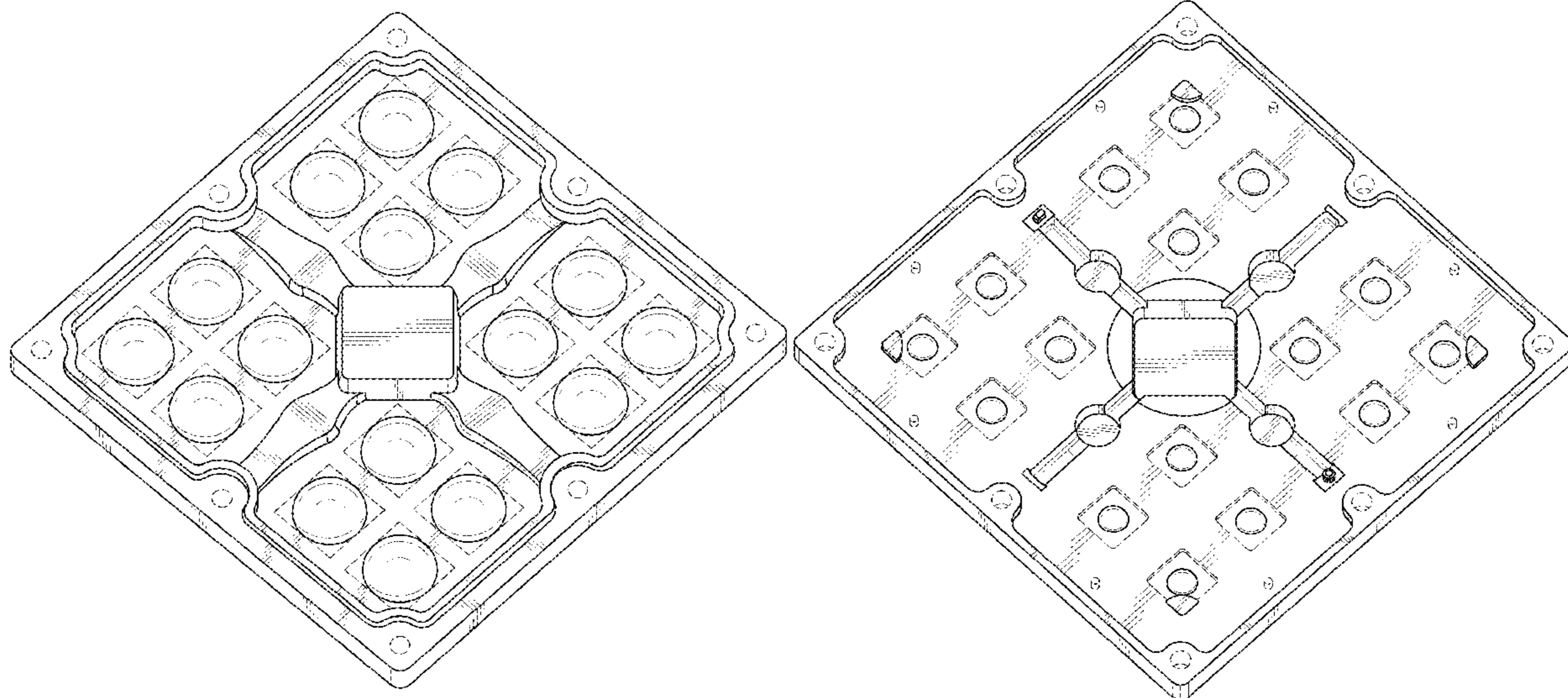
FIG. 3 is a left view thereof. FIG. 3 is also a right view thereof, front view thereof and back view thereof.

FIG. 4 is a top perspective view thereof; and,

FIG. 5 is a bottom perspective view thereof.

The broken lines, within the claimed design, in the interior portion of the light diffuser that depict protrusions and recesses, as well as the surface rectangles around the protrusions on the top of the light diffuser and the rectangle recessions on the bottom of the light diffuser are for illustrative purpose only. Furthermore, none of the broken lines form a part of the claimed design.

1 Claim, 5 Drawing Sheets



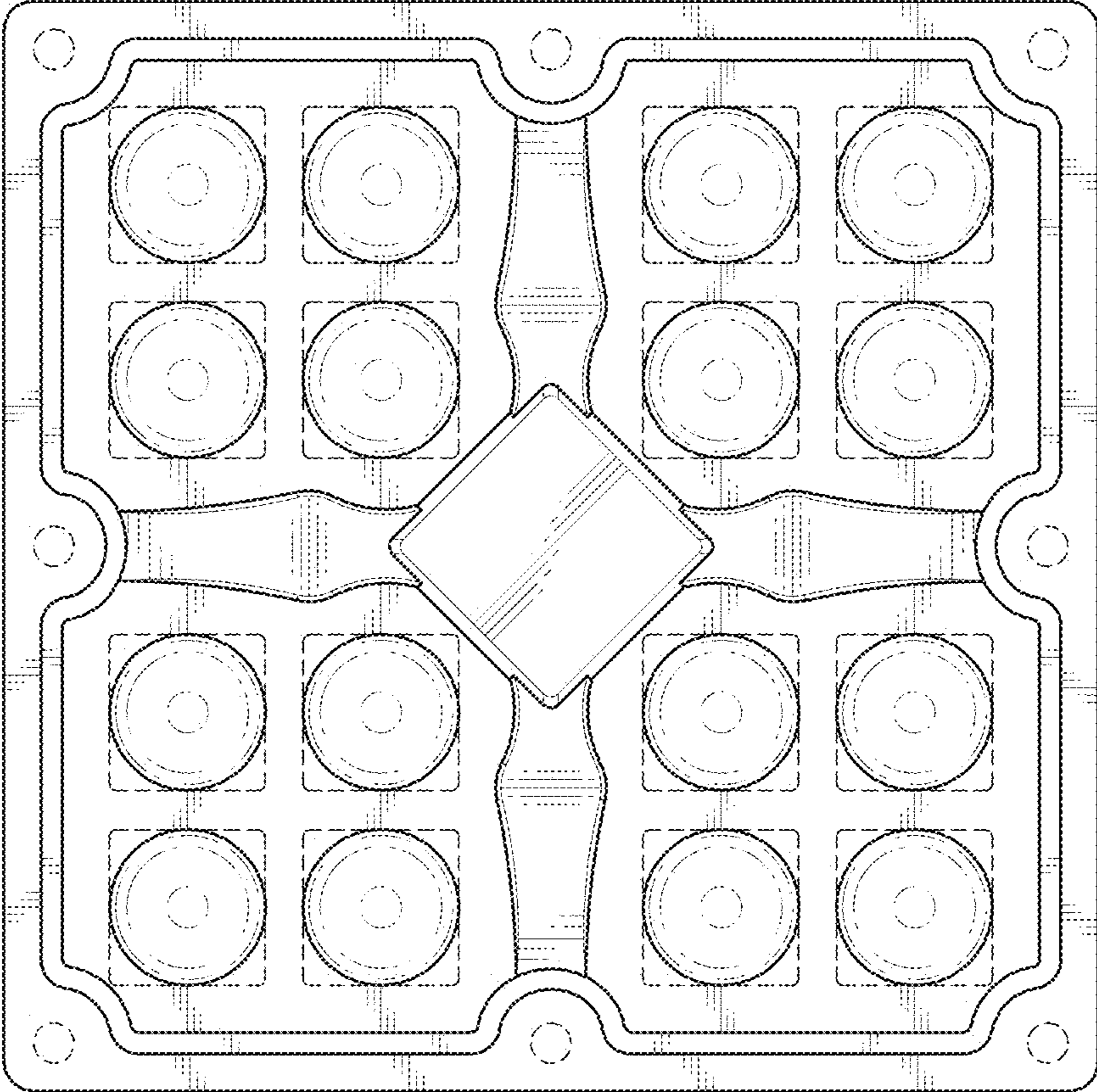


FIG. 1

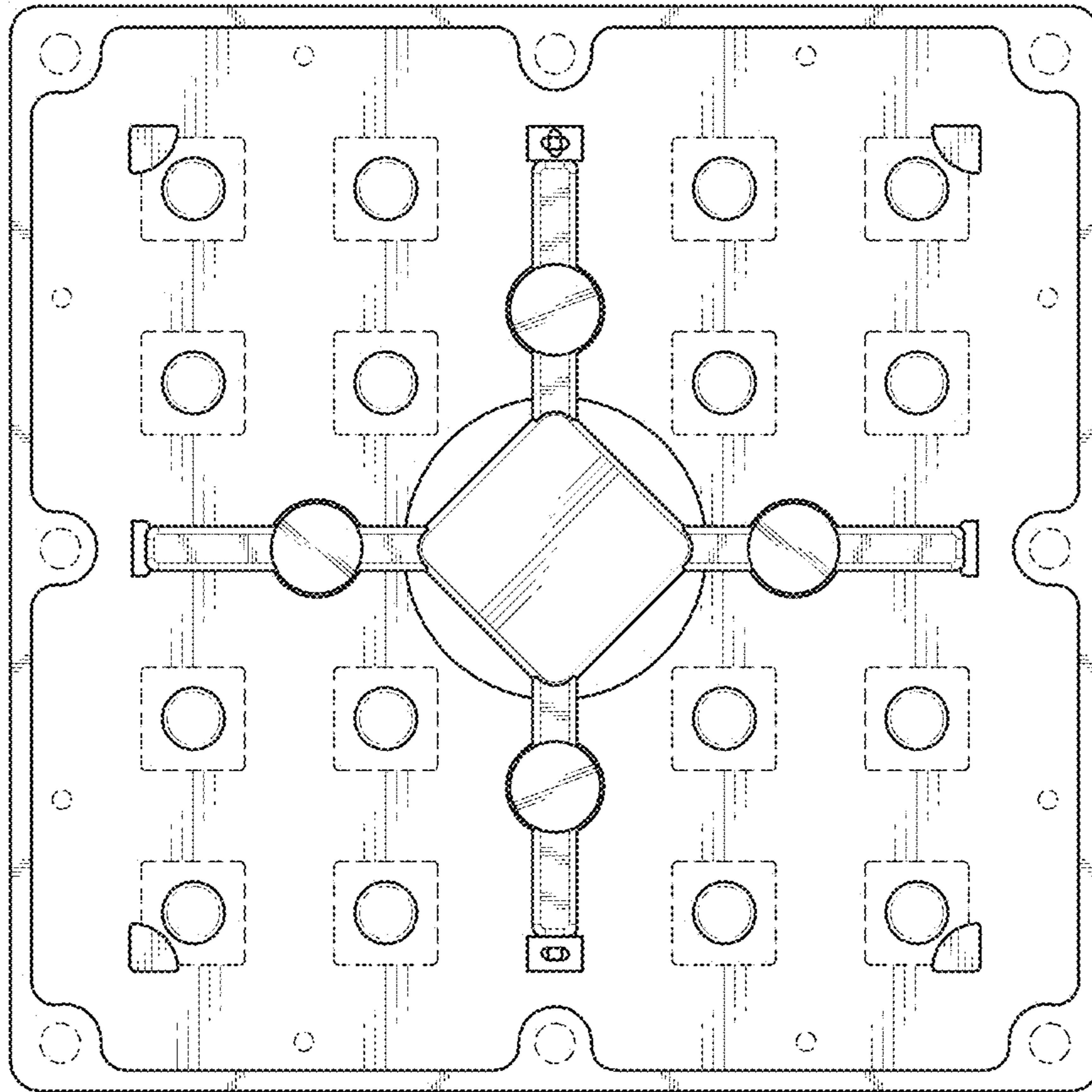


FIG. 2



FIG. 3




FIG. 4

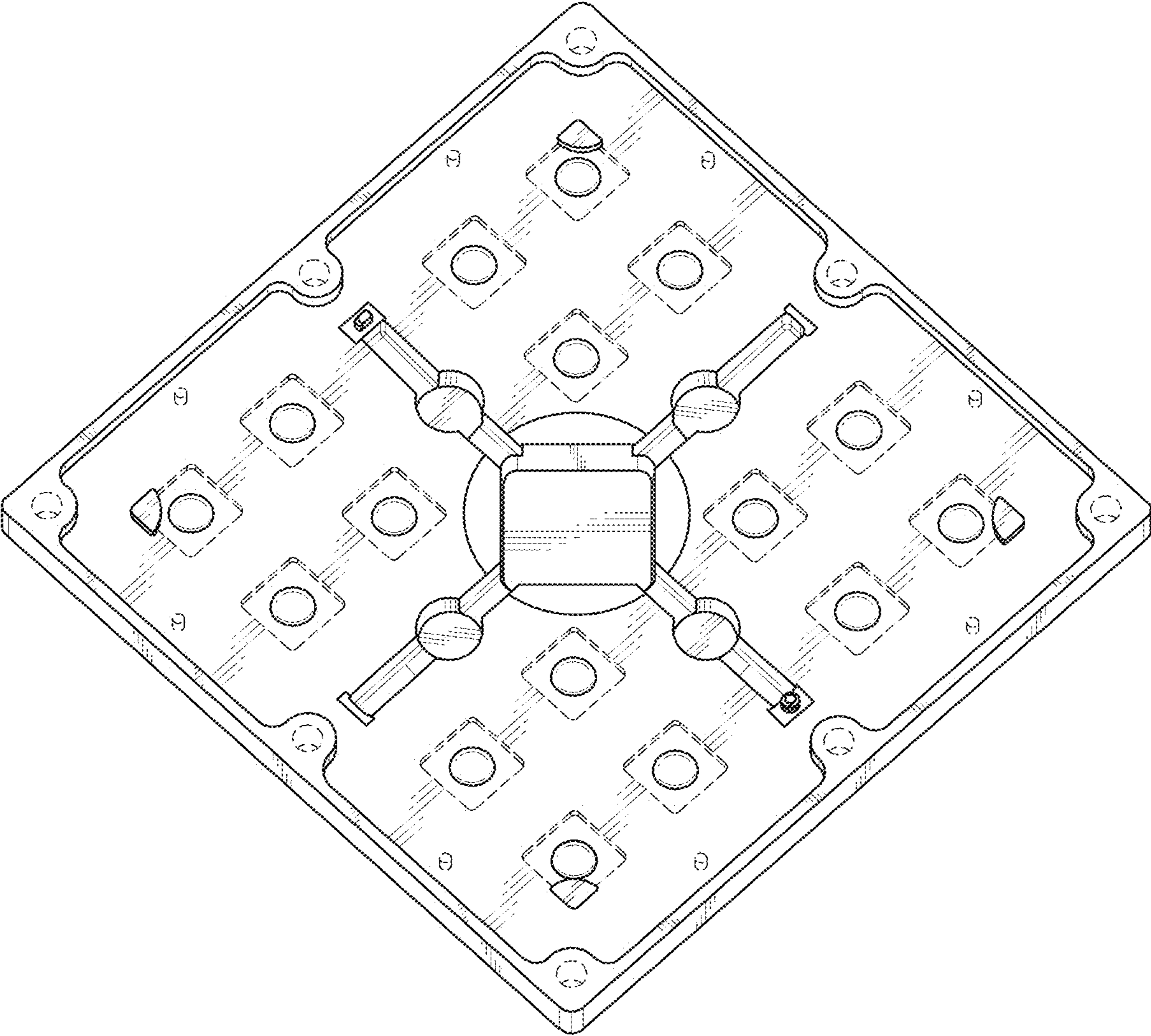


FIG. 5