



US00D882157S

(12) **United States Design Patent**  
**Laakkio**

(10) **Patent No.:** **US D882,157 S**  
(45) **Date of Patent:** **\*\* Apr. 21, 2020**

(54) **LIGHT DIFFUSER**

(71) Applicant: **Ledil Oy**, Salo (FI)

(72) Inventor: **Olli Laakkio**, Salo (FI)

(73) Assignee: **LEDIL OY**, Salo (FI)

(\*\*) Term: **15 Years**

(21) Appl. No.: **29/674,757**

(22) Filed: **Dec. 26, 2018**

(51) **LOC (12) Cl.** ..... **26-99**

(52) **U.S. Cl.**  
USPC ..... **D26/120**

(58) **Field of Classification Search**  
USPC ..... D26/1, 24, 63, 74, 111, 138, 118, 120,  
D26/122; D10/111, 113.1, 114.1;  
D13/179, 180  
CPC ..... H05K 1/021; H05K 3/0061; F21V 17/04;  
F21V 21/14  
See application file for complete search history.

(56) **References Cited**

**U.S. PATENT DOCUMENTS**

D499,835 S \* 12/2004 Yu ..... D26/122  
D648,240 S \* 11/2011 Kim ..... D26/118  
D673,067 S \* 12/2012 Kim ..... D26/118  
8,333,487 B2 \* 12/2012 Mekhtarian ..... F21V 29/74  
362/249.02

D679,444 S \* 4/2013 Vasylyev ..... D26/120  
D773,109 S \* 11/2016 Hu ..... D26/118  
D822,887 S \* 7/2018 Laakkio ..... D26/122  
D870,358 S \* 12/2019 Hu ..... D26/120

\* cited by examiner

*Primary Examiner* — Brian N. Vinson

(74) *Attorney, Agent, or Firm* — Jacob Eisenberg

(57) **CLAIM**

I claim the ornamental design of a light diffuser, substantially as shown and described.

**DESCRIPTION**

FIG. 1 is a top view of a light diffuser for modifying light distribution of a light source(s) in accordance with the present invention.

FIG. 2 is a bottom perspective view of the light diffuser in FIG. 1.

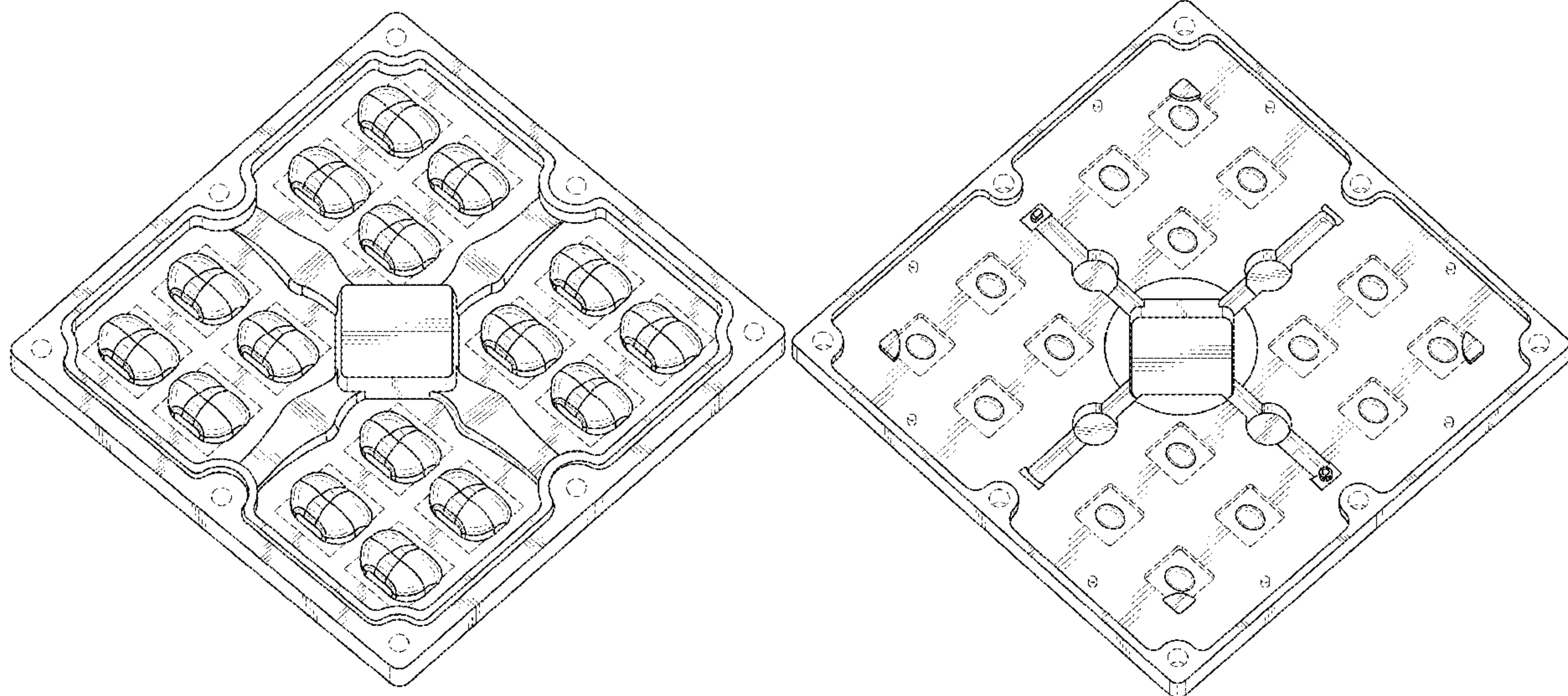
FIG. 3 is a left view thereof. FIG. 3 is also a right view thereof, front view thereof and back view thereof.

FIG. 4 is a top perspective view thereof; and,

FIG. 5 is a bottom perspective view thereof.

The broken lines, within the claimed design, in the interior portion of the light diffuser that depict protrusions and recesses, as well as the surface rectangles around the protrusions on the top of the light diffuser and the rectangle recessions on the bottom of the light diffuser are for illustrative purpose only. Furthermore, none of the broken lines form a part of the claimed design.

**1 Claim, 5 Drawing Sheets**



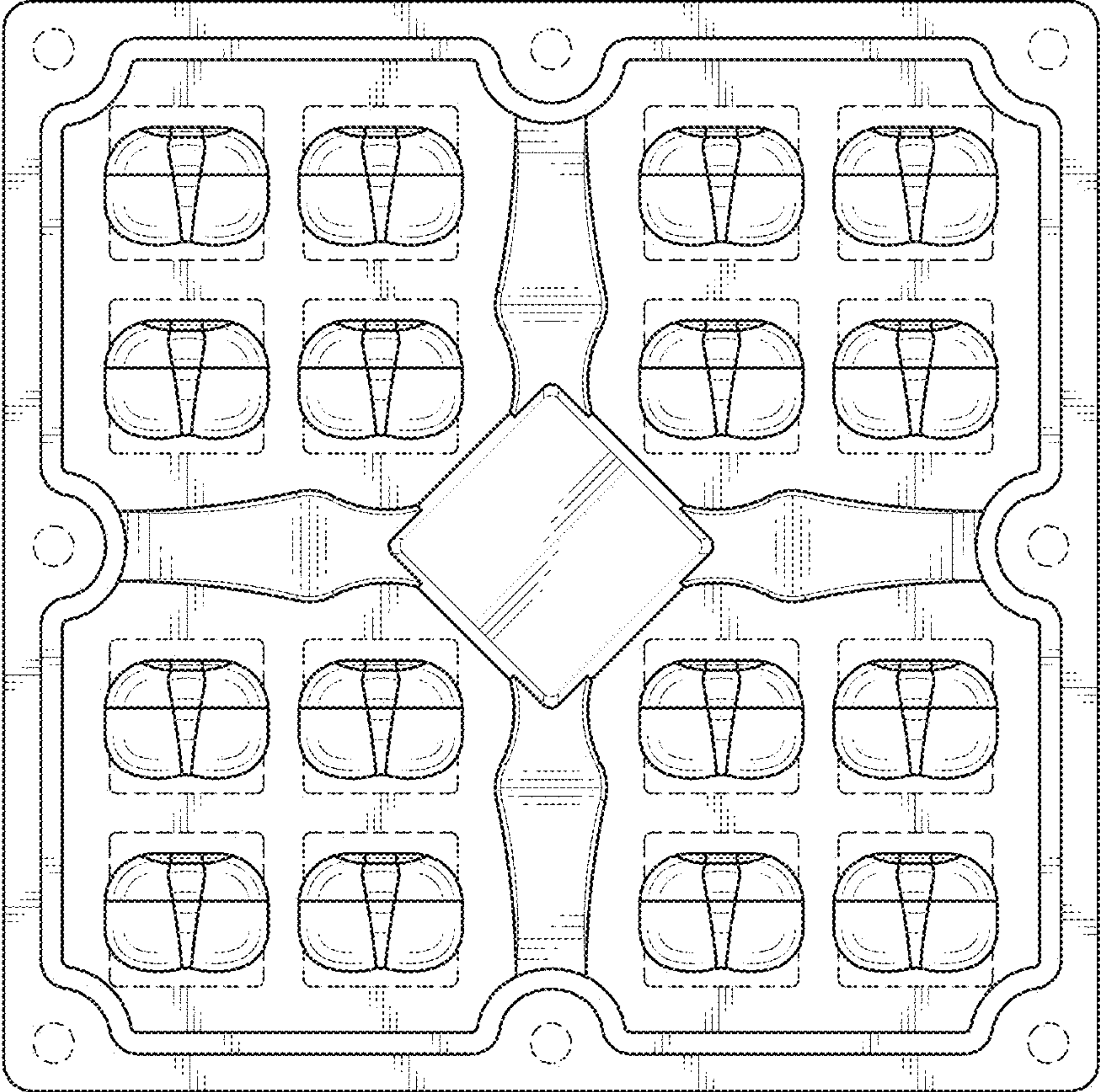


FIG. 1

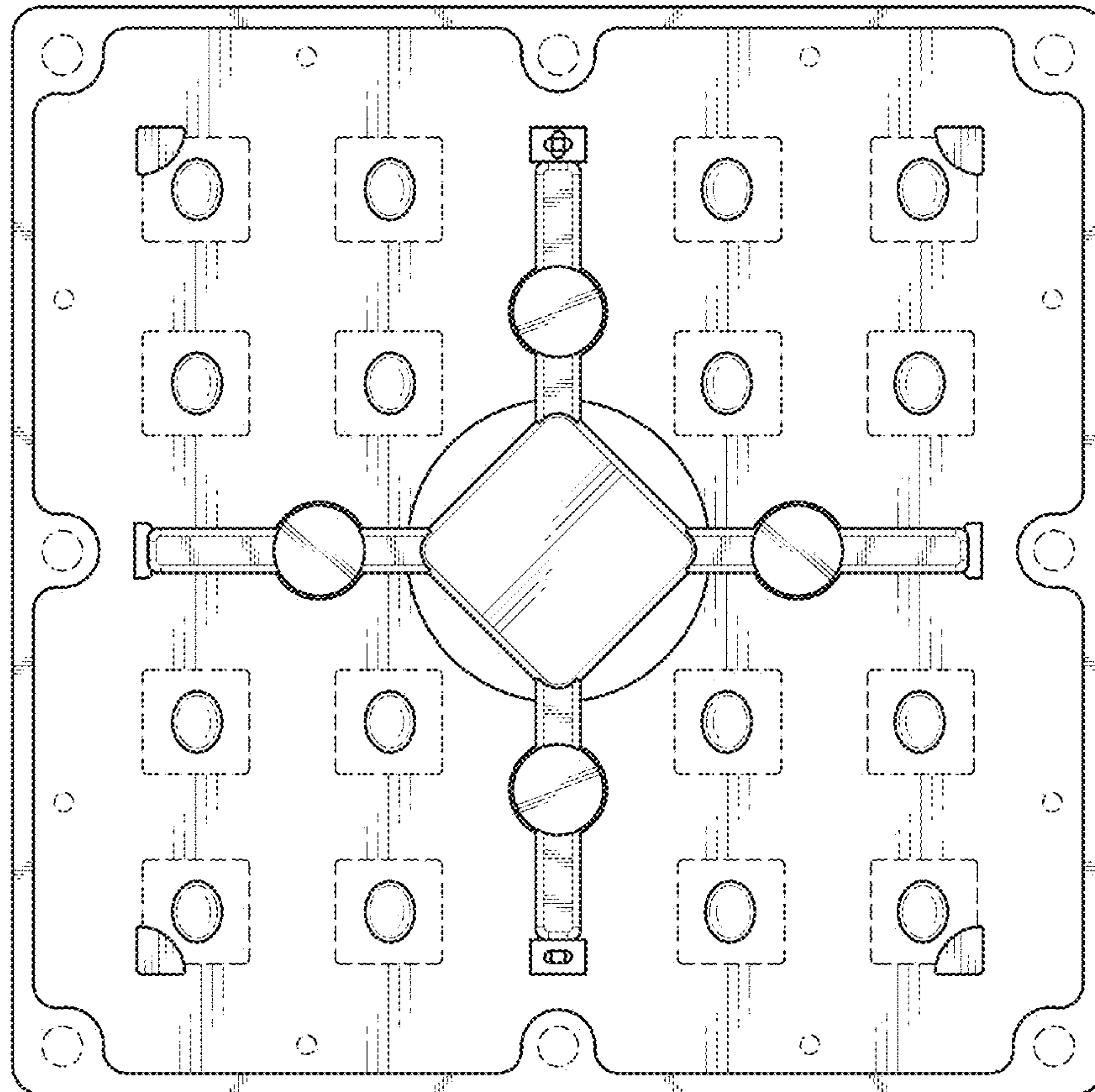


FIG. 2





FIG. 3

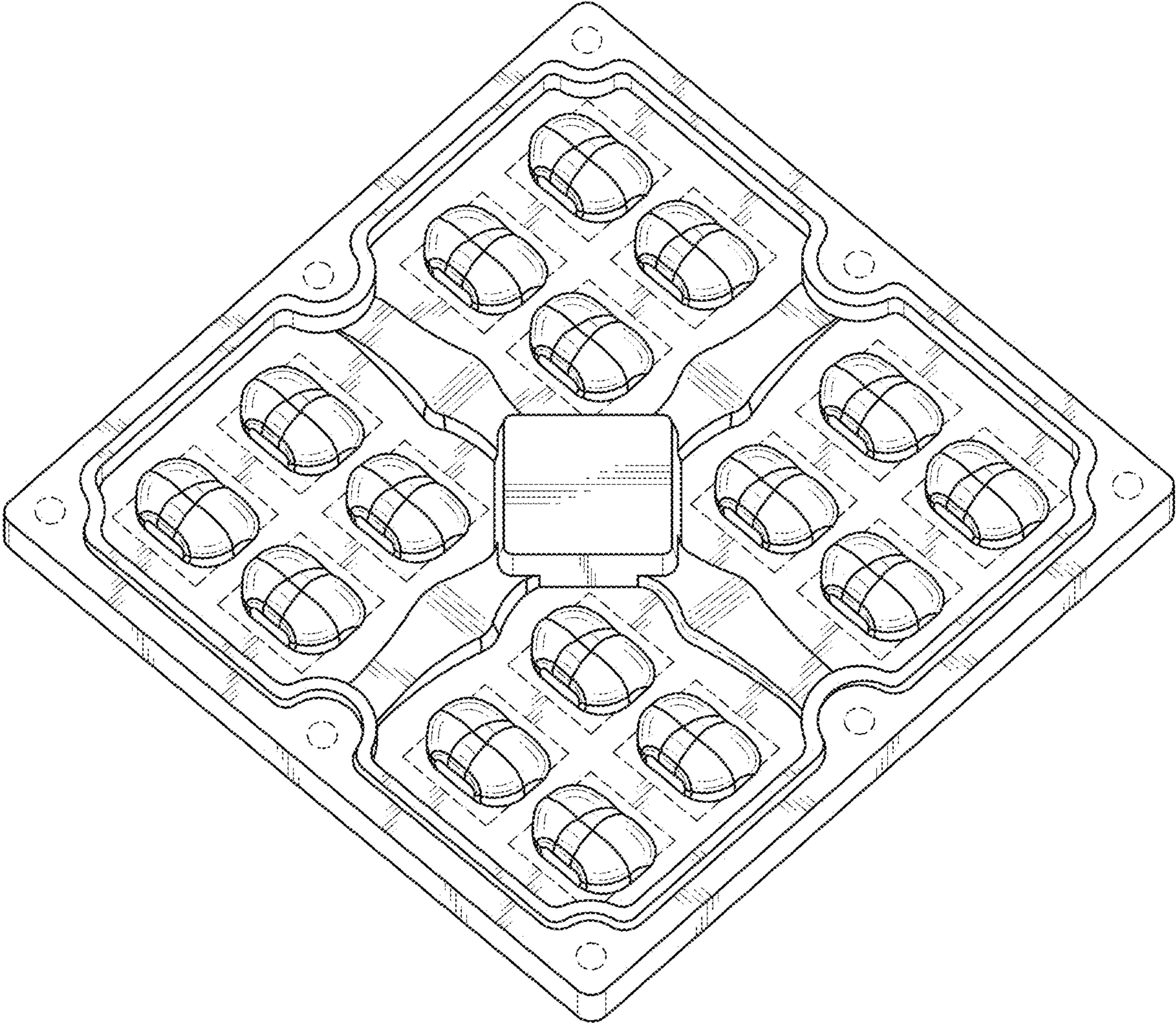


FIG. 4

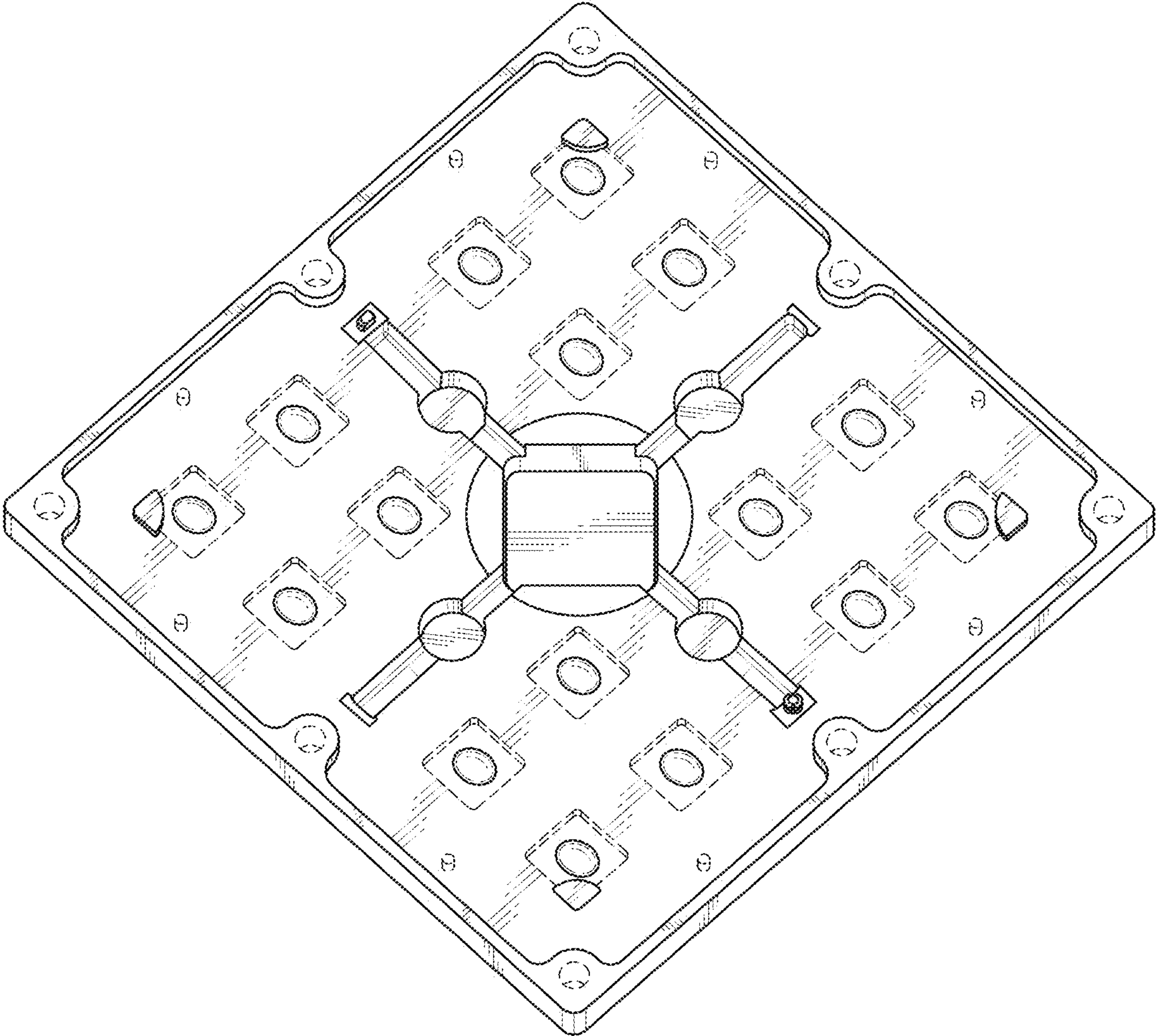


FIG. 5