



US00D882151S

(12) **United States Design Patent** (10) **Patent No.:** **US D882,151 S**  
**Tihany** (45) **Date of Patent:** **\*\* Apr. 21, 2020**

(54) **LAMP**  
(71) Applicant: **Kartell S.p.A.**, Noviglio (IT)  
(72) Inventor: **Adam Tihany**, New York, NY (US)  
(73) Assignee: **Kartell S.p.A.** (IT)  
(\*\*) Term: **15 Years**  
(21) Appl. No.: **29/664,937**  
(22) Filed: **Sep. 28, 2018**

(30) **Foreign Application Priority Data**

Mar. 29, 2018 (EM) ..... 005136702

(51) **LOC (12) Cl.** ..... **26-05**

(52) **U.S. Cl.**  
USPC ..... **D26/93**

(58) **Field of Classification Search**  
USPC .... D26/1, 24, 40, 88, 93, 96, 104, 105, 106,  
D26/107, 108, 109, 110, 128; D14/172,  
D14/188, 496, 509  
CPC .... F21S 6/00; F21S 6/002; F21S 6/003; F21S  
6/004; F21S 6/005; F21S 6/006; F21S  
6/007; F21S 8/035; F21S 8/063; F21V  
15/01; F21V 15/012; F21V 21/06; F21V  
21/08; F21V 33/00; F21V 33/0024; F21V  
33/0048; F21V 33/0056; F21W 2131/30;  
F21W 2131/40; F21W 2131/301  
See application file for complete search history.

(56) **References Cited**

U.S. PATENT DOCUMENTS

D369,430 S \* 4/1996 Huang ..... D26/106  
D393,917 S \* 4/1998 Hutton ..... D26/106  
D420,165 S \* 2/2000 Chiu ..... D26/112  
D587,393 S \* 2/2009 Lin ..... D26/93  
D609,390 S \* 2/2010 Sabernig ..... D26/93  
D609,850 S \* 2/2010 Chiu ..... D26/93

D647,242 S \* 10/2011 Staples ..... D26/93  
D650,510 S \* 12/2011 Jensen ..... D26/93  
D664,283 S \* 7/2012 Sofield ..... D26/93  
D738,561 S \* 9/2015 Ellis ..... D26/110  
D765,304 S \* 8/2016 Laviani ..... D26/110  
D790,108 S \* 6/2017 Starck ..... D26/93  
D790,109 S \* 6/2017 Starck ..... D26/93  
D803,462 S \* 11/2017 Couckhuyt ..... D26/93  
D812,643 S \* 3/2018 Akana ..... D14/496  
D819,596 S \* 6/2018 Sun ..... D14/211  
D857,972 S \* 8/2019 Starck ..... D26/93  
D863,356 S \* 10/2019 Akana ..... D14/496  
2012/0140495 A1 \* 6/2012 Zhang ..... F21S 6/002  
362/431  
2013/0063935 A1 \* 3/2013 Thrailkill ..... F21K 9/232  
362/231

\* cited by examiner

*Primary Examiner* — Wan Laymon

*Assistant Examiner* — Clint A Samuel

(74) *Attorney, Agent, or Firm* — Saidman DesignLaw  
group, LLC

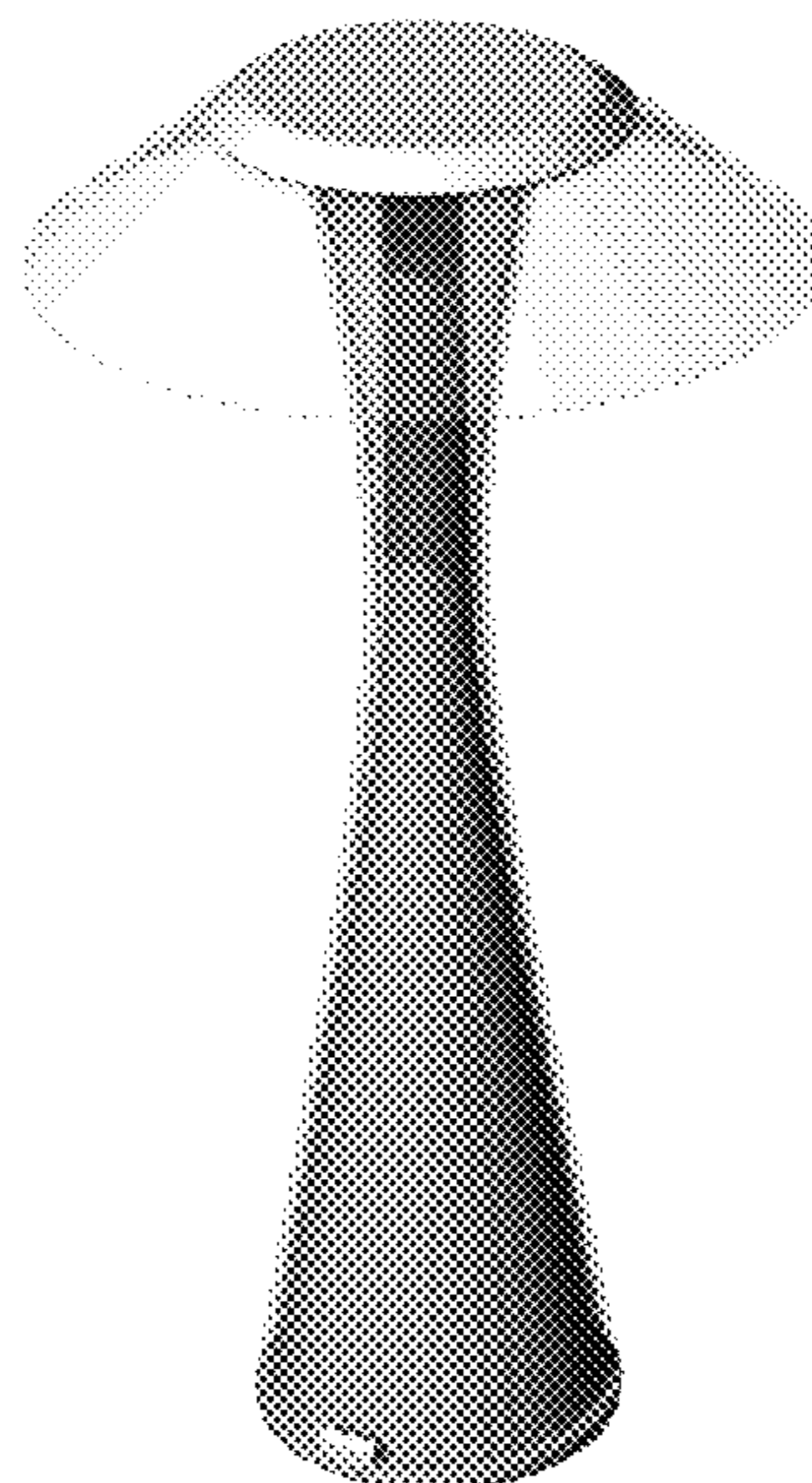
(57) **CLAIM**

The ornamental design for a lamp, as shown and described.

**DESCRIPTION**

FIG. 1 is a front perspective view of a lamp showing my new design;  
FIG. 2 is a rear perspective view thereof;  
FIG. 3 is a front view thereof;  
FIG. 4 is a rear view thereof;  
FIG. 5 is a left side view thereof;  
FIG. 6 is a right side view thereof;  
FIG. 7 is a top view thereof; and,  
In FIG. 8, the broken line circles and the portions within the broken line circles illustrate portions of the lamp which form no part of the claimed design.  
Grayscale shading illustrates contour, not any particular color.

**1 Claim, 8 Drawing Sheets**



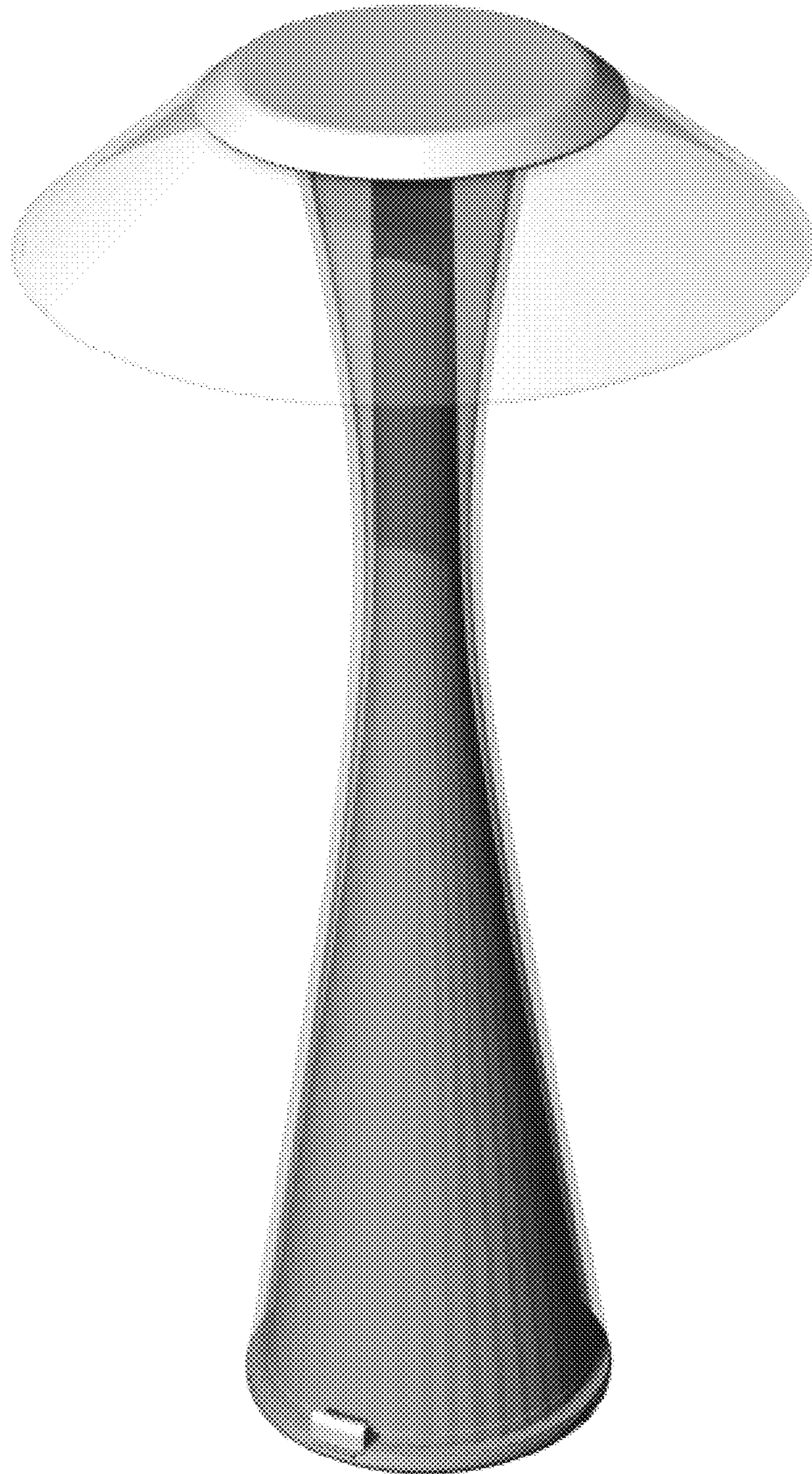


FIG. 1

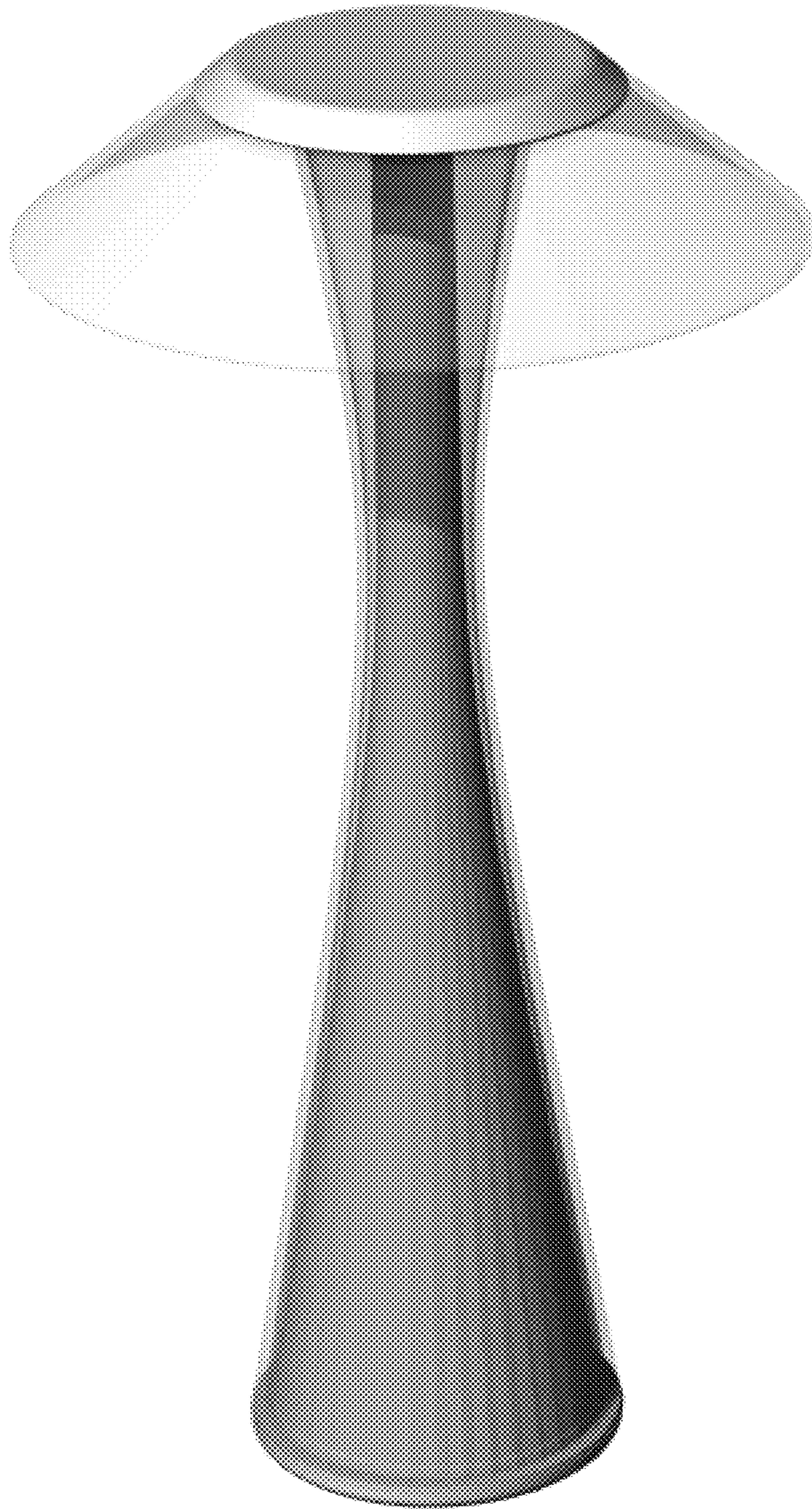


FIG. 2

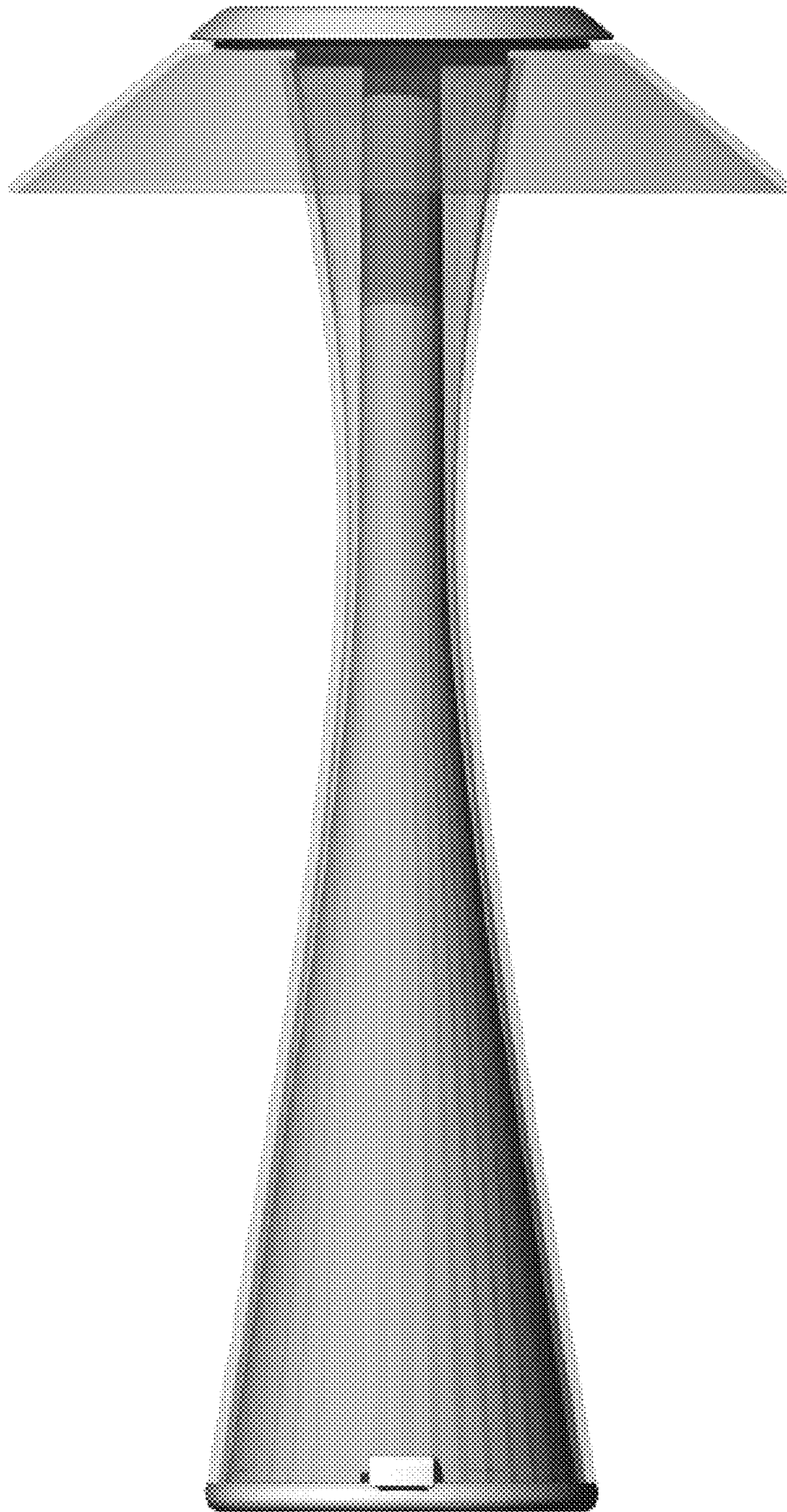


FIG. 3

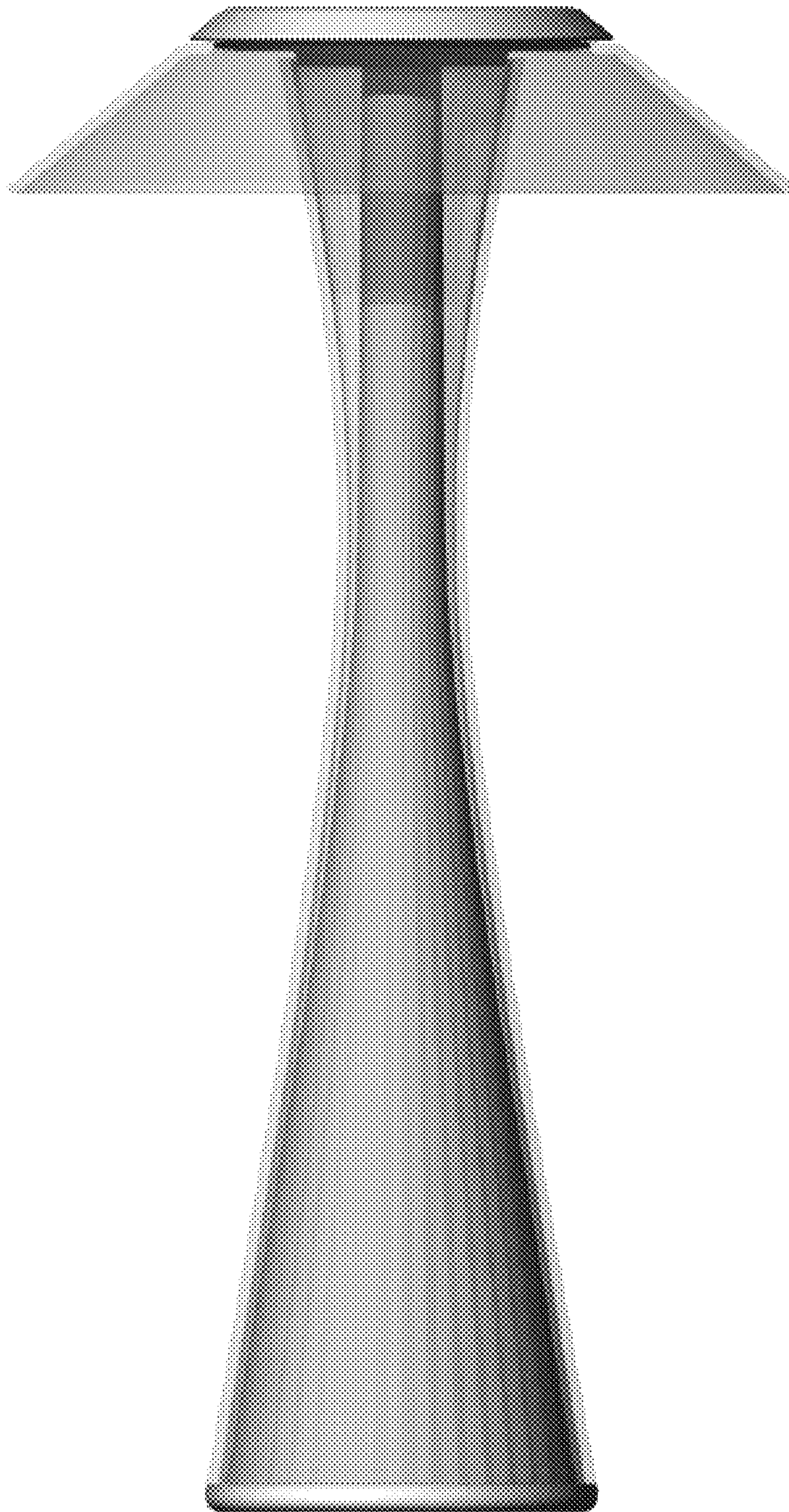


FIG. 4

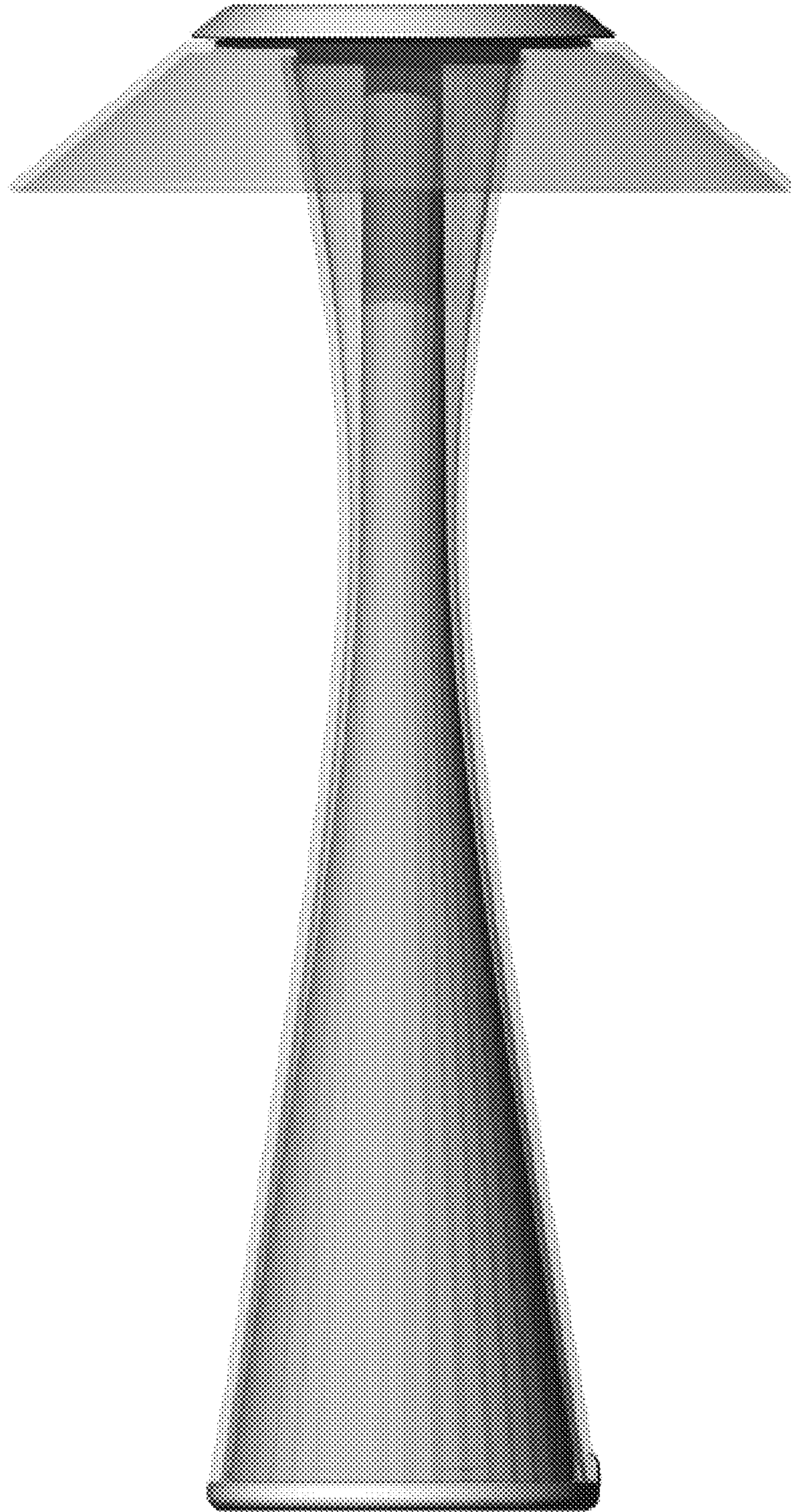


FIG. 5

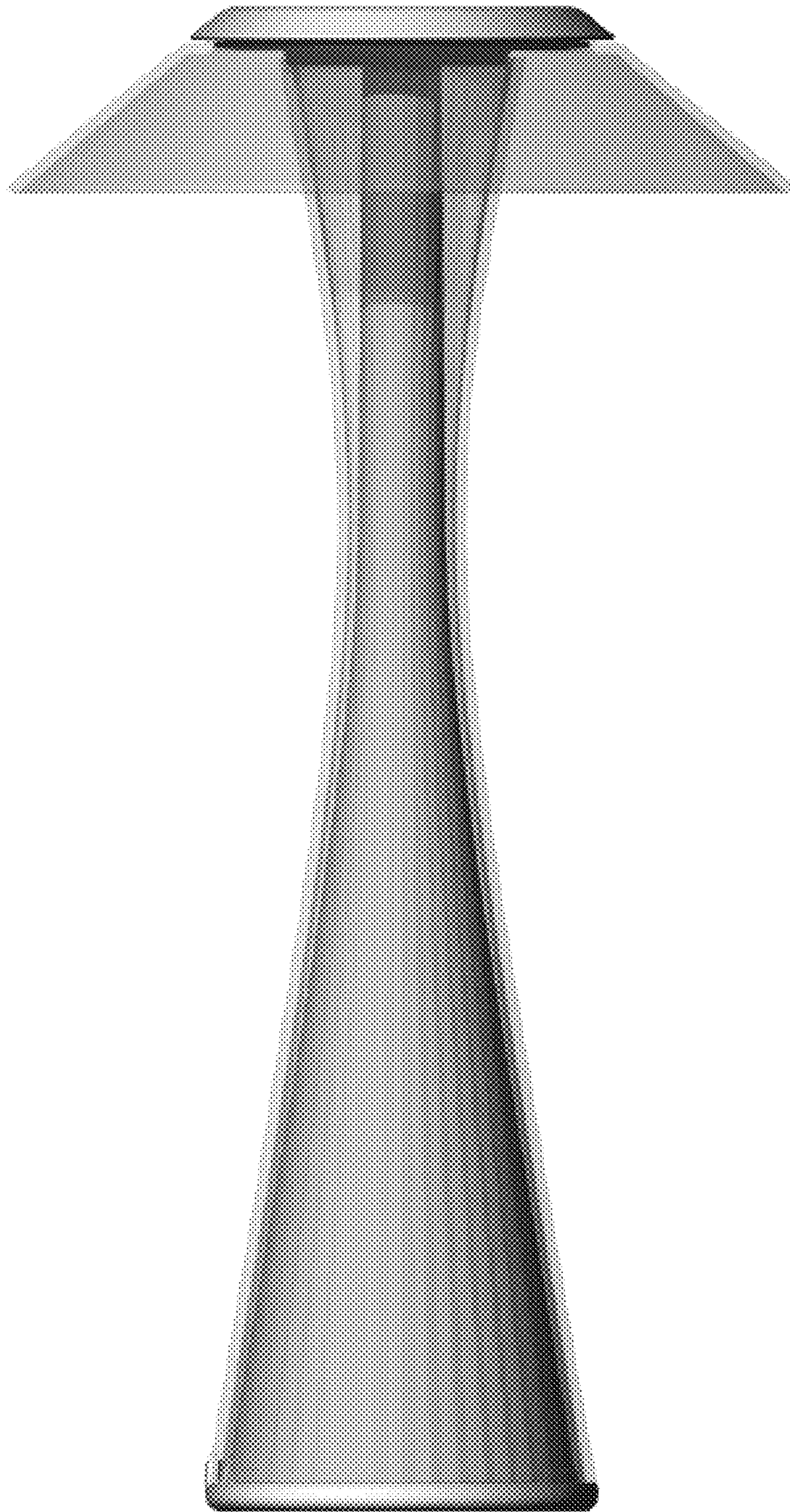


FIG. 6




FIG. 7






FIG. 8