



US00D882115S

(12) **United States Design Patent**  
**Stuart-Smith**

(10) **Patent No.:** **US D882,115 S**

(45) **Date of Patent:** **\*\* Apr. 21, 2020**

(54) **TRANSPORTABLE MODULAR DWELLING**

4,765,103 A \* 8/1988 Clarke ..... E04B 1/3205  
52/590.2

(71) Applicants: **ROBERT STUART-SMITH DESIGN LTD.**, London (GB); **A3D ADDITIVE PRINTER, S.L.**, Madrid (ES)

D482,423 S \* 11/2003 Newsome ..... D21/835  
D659,851 S \* 5/2012 Vanleysen ..... D25/18  
D663,857 S \* 7/2012 Marshall, Sr. .... D25/11  
D681,847 S \* 5/2013 Maenpaa ..... D25/18  
D756,041 S \* 5/2016 Robbins, III ..... D25/19  
D768,874 S \* 10/2016 Walter ..... D25/16  
D829,925 S \* 10/2018 Labesque ..... D25/33  
D838,005 S \* 1/2019 Zacek ..... D25/18  
D844,810 S \* 4/2019 Hallfors ..... D25/16  
D844,826 S \* 4/2019 Kwong ..... D25/18  
D850,649 S \* 6/2019 Song ..... D25/18

(72) Inventor: **Robert James Stuart-Smith**, Brooklyn, NY (US)

(\*\*) Term: **15 Years**

(21) Appl. No.: **35/504,873**

(22) Filed: **Mar. 20, 2018**

\* cited by examiner

*Primary Examiner* — Samantha Q Lawrence

(80) **Hague Agreement Data**

Int. Filing Date: **Mar. 20, 2018**

Int. Reg. No.: **DM/100756**

Int. Reg. Date: **Mar. 20, 2018**

Int. Reg. Pub. Date: **May 4, 2018**

(57) **CLAIM**

The ornamental design for transportable modular dwelling, as shown and described.

(51) **LOC (12) Cl.** ..... **25-03**

(52) **U.S. Cl.**  
USPC ..... **D25/18**

**DESCRIPTION**

(58) **Field of Classification Search**

USPC ... D25/1, 12, 13, 14, 15, 16, 17, 18, 19, 20,  
D25/21, 22, 23, 24, 25, 26, 27, 28, 29,  
D25/30, 31, 32, 33, 55, 56, 57, 58, 59,  
D25/60, 61; D21/506, 834, 835, 836,  
D21/837, 838

CPC ... E04H 6/02; E04H 6/04; E04B 1/343; E04B  
1/34336; E04B 1/0007; E04B 1/163;  
E04B 1/34823; E04B 2/8635

See application file for complete search history.

1.-Buildings

FIG. 1.3 is a perspective view of a transportable modular dwelling;

FIG. 1.4 is another perspective view thereof;

FIG. 1.5 is a top elevation view thereof;

FIG. 1.6 is a front elevation view thereof;

FIG. 1.7 is a back elevation view thereof;

FIG. 1.8 is a left side view thereof;

FIG. 1.9 is a right side view thereof; and

FIG. 1.10 is a bottom view thereof.

The broken lines shown in FIGS. 1.3 and 1.4 illustrate portions of the transportable modular dwelling that form no part of the claimed design.

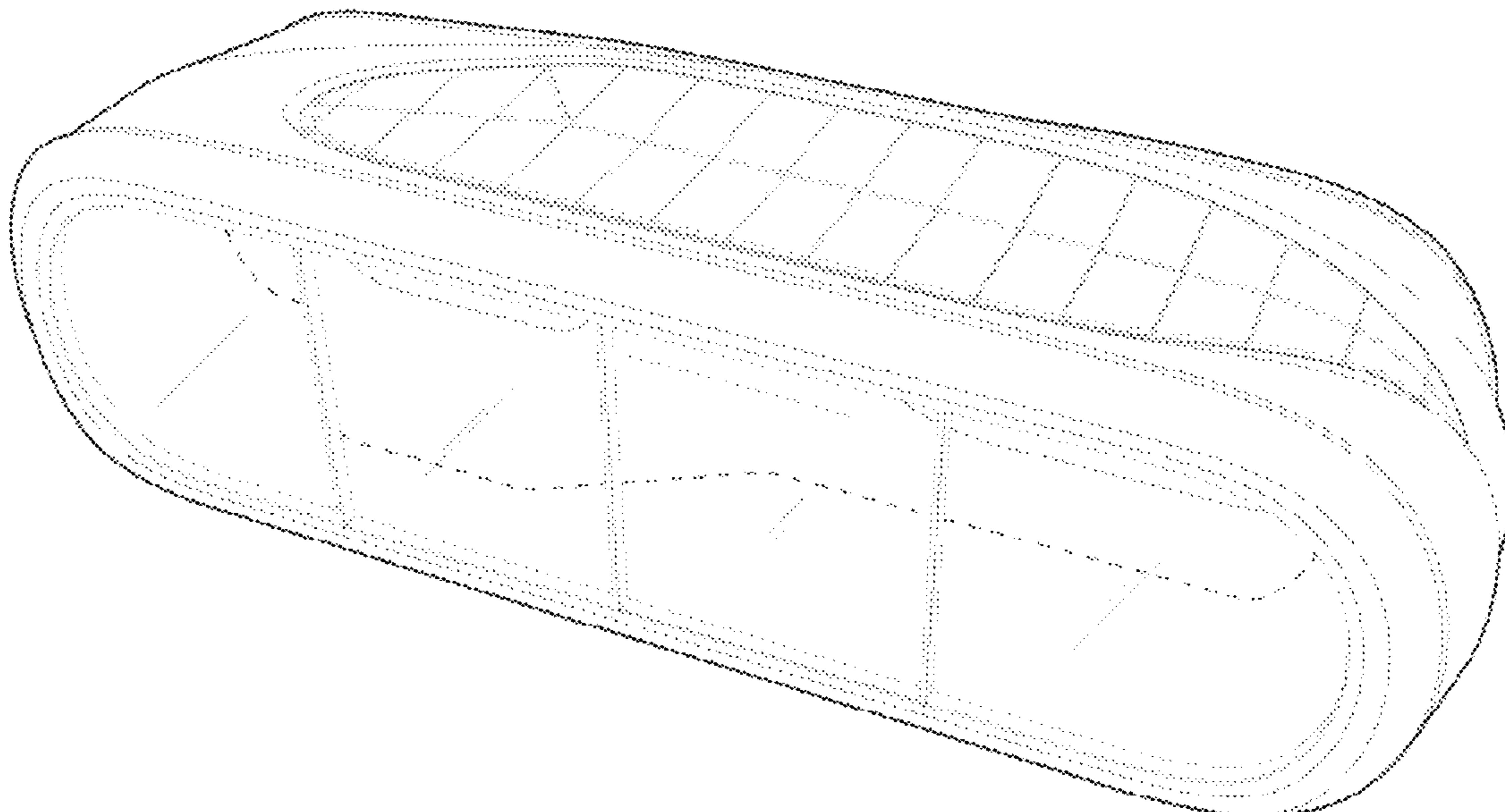
(56) **References Cited**

**U.S. PATENT DOCUMENTS**

D197,507 S \* 2/1964 Dreyfuss ..... D25/18

D237,378 S \* 10/1975 Ekman ..... D25/18

**1 Claim, 8 Drawing Sheets**



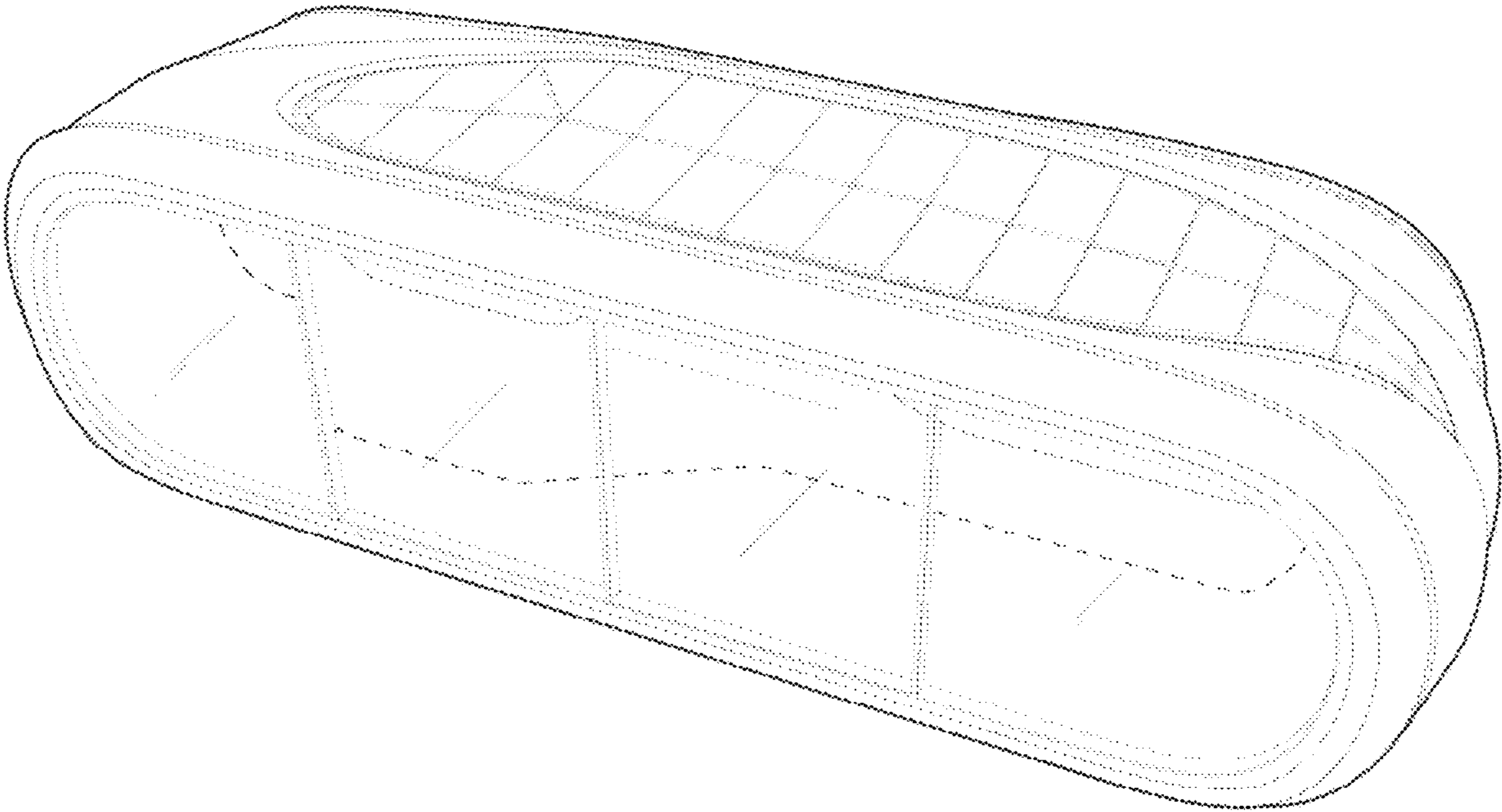


FIG. 1.3

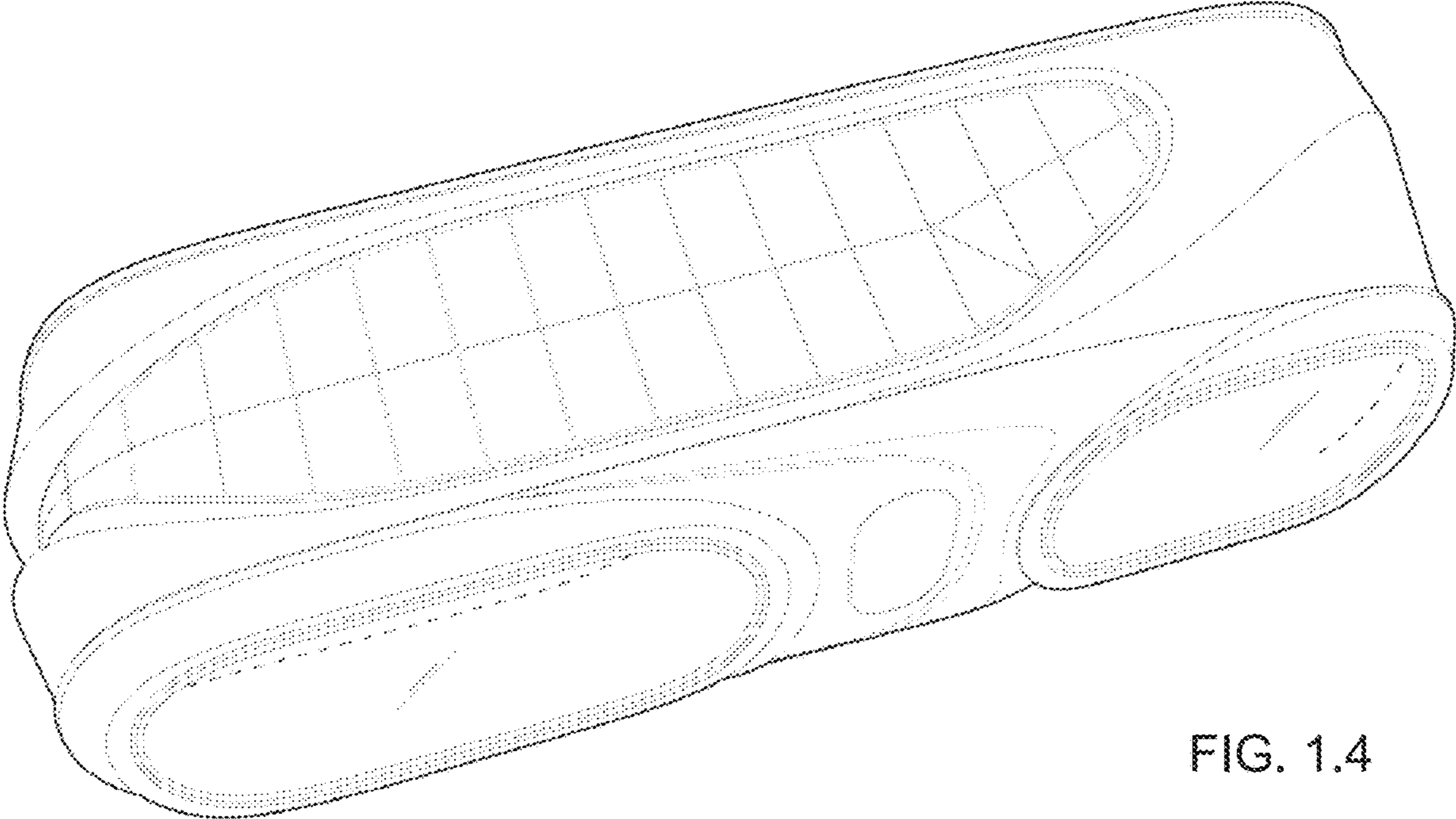


FIG. 1.4

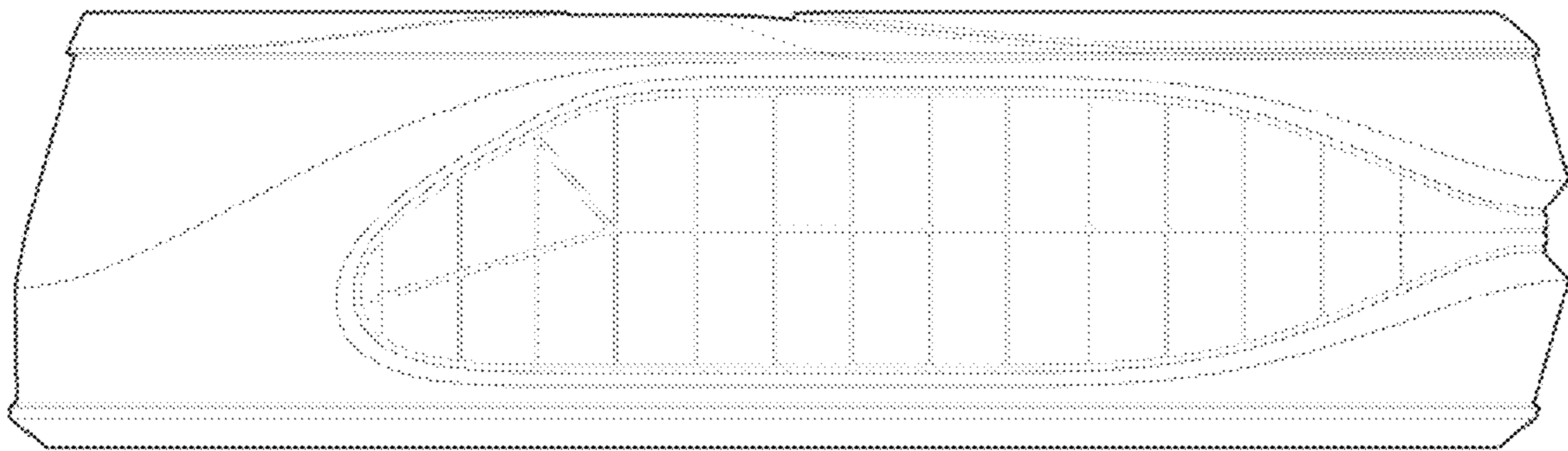


FIG. 1.5

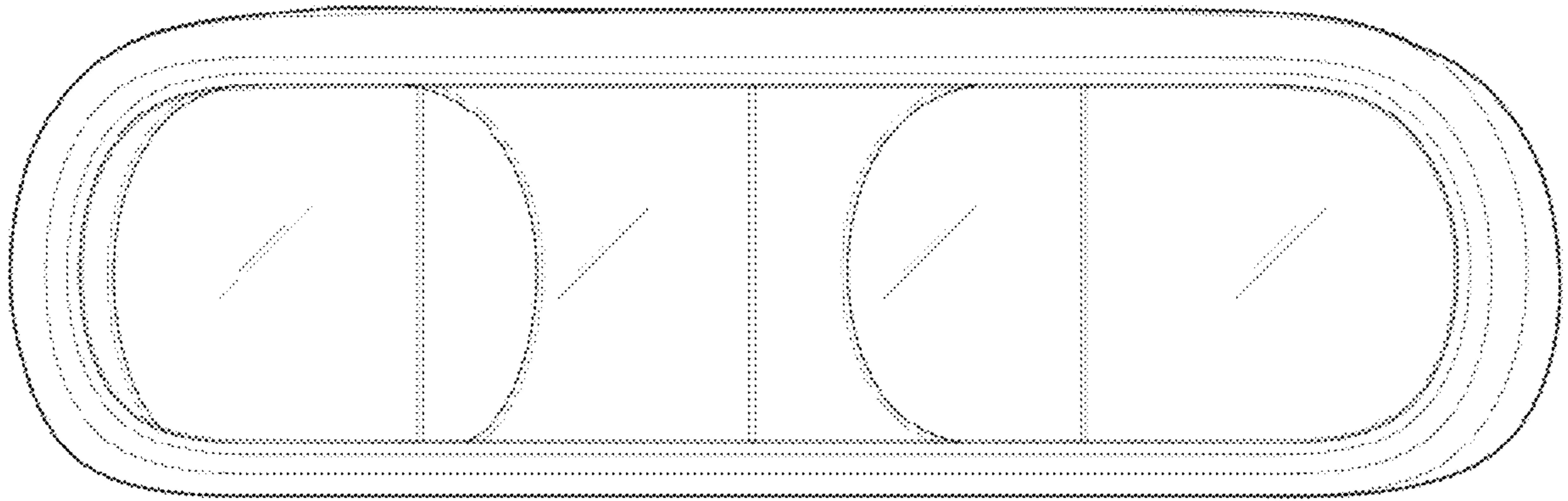


FIG. 1.6

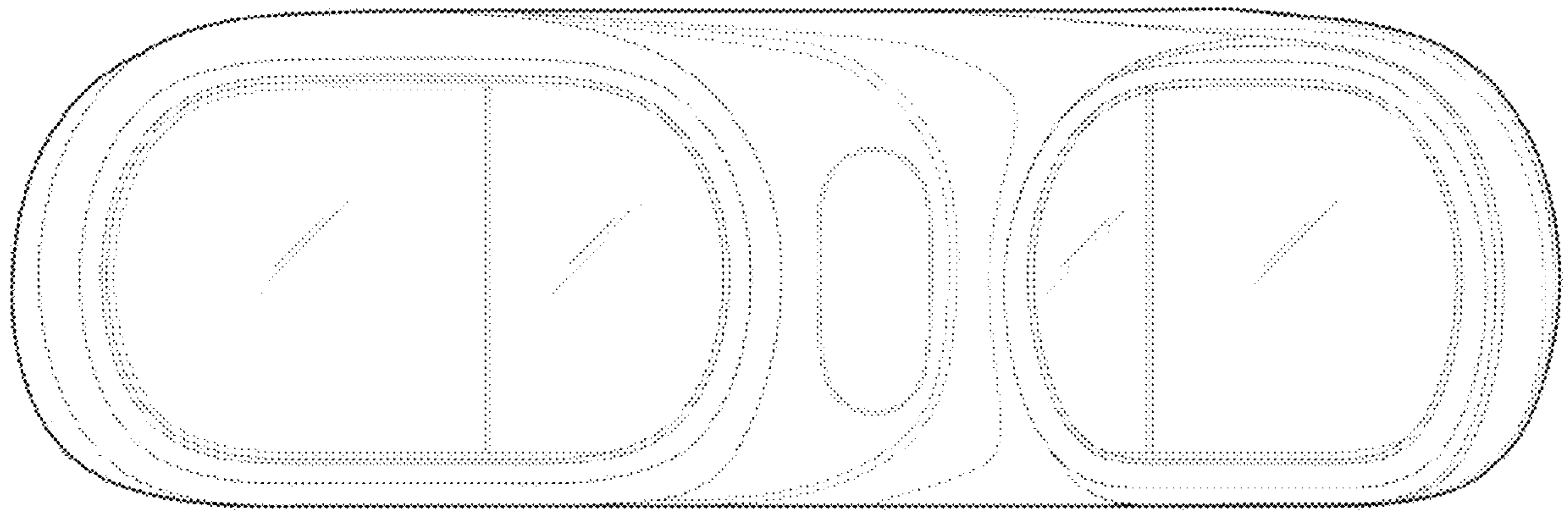


FIG. 1.7




FIG. 1.8

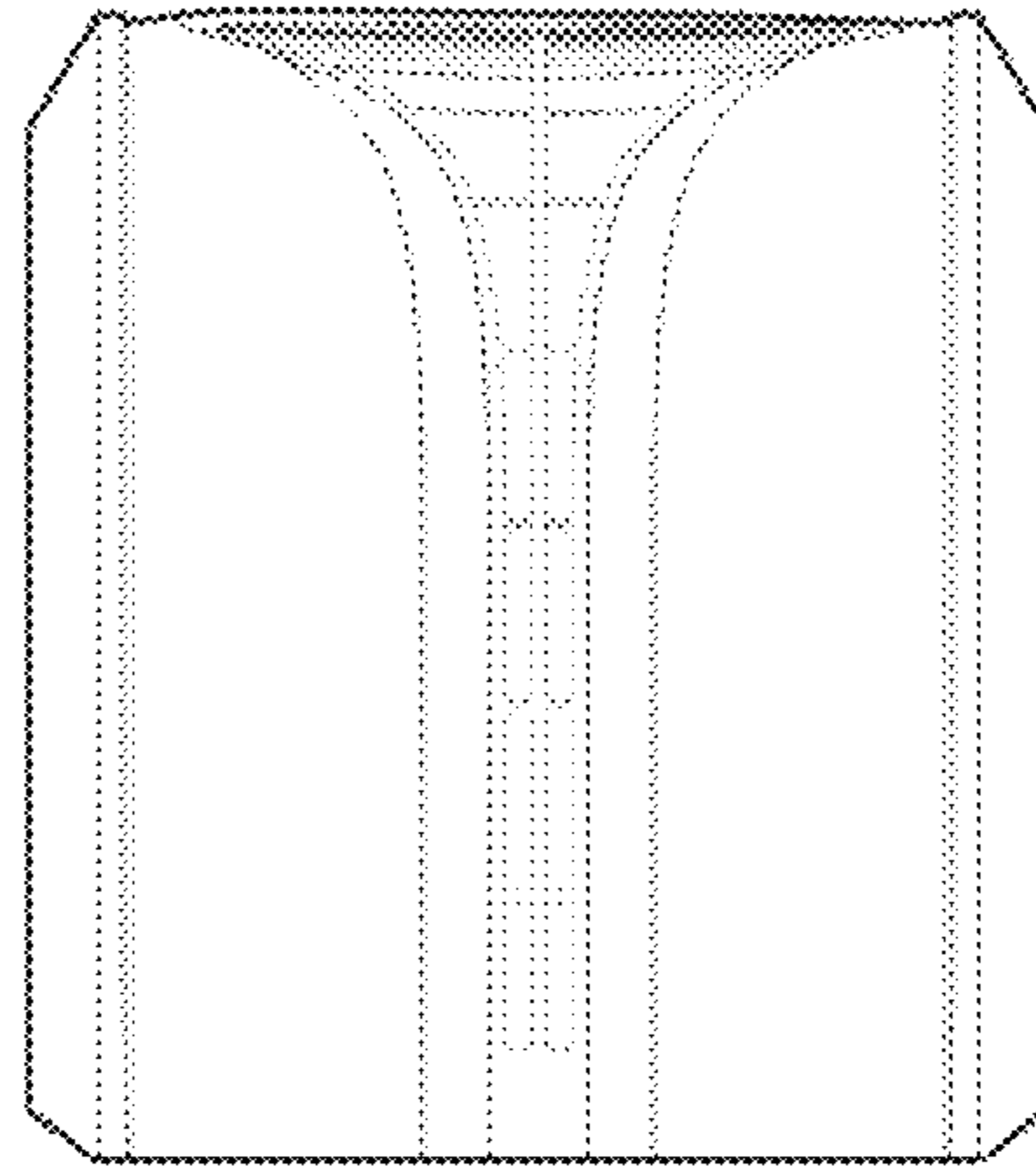


FIG. 1.9






FIG.1.10