



US00D882108S

(12) **United States Design Patent** (10) **Patent No.:** **US D882,108 S**
Li (45) **Date of Patent:** **** Apr. 21, 2020**

(54) **SEX TOY**
(71) Applicant: **Yingzhong Li**, Guangzhou (CN)
(72) Inventor: **Yingzhong Li**, Guangzhou (CN)
(**) Term: **15 Years**
(21) Appl. No.: **29/714,088**
(22) Filed: **Nov. 21, 2019**
(51) **LOC (12) Cl.** **28-03**
(52) **U.S. Cl.**
USPC **D24/215**
(58) **Field of Classification Search**
USPC 601/15, 18, 19, 46, 47, 48, 52, 99, 112,
601/113, 118, 125, 129, 134, 135, 137,
601/DIG. 12, DIG. 14, DIG. 15, DIG. 16,
601/DIG. 17; D24/133, 200, 211, 212,
D24/213, 214, 215; 600/38, 39, 40, 41
CPC A61H 19/30; A61H 19/34; A61H
2201/0153; A61H 2205/087; A61H 23/02;
A61H 7/00
See application file for complete search history.

D795,446 S * 8/2017 Marshall D24/215
D796,055 S * 8/2017 Chen D24/215
D817,507 S * 5/2018 Cheung D24/215
D818,142 S * 5/2018 Cheung D24/215
D818,143 S * 5/2018 Cheung D24/215
D818,144 S * 5/2018 Cheung D24/215
D827,850 S * 9/2018 Pounders D24/215
D854,181 S * 7/2019 Wei D24/215
2011/0105837 A1* 5/2011 Lee A61H 19/34
600/38
2012/0215141 A1* 8/2012 Peddicord A61N 1/0524
601/46
2016/0051438 A1* 2/2016 Hahr A61H 19/34
601/72
2016/0120737 A1* 5/2016 Sedic A61H 23/0263
601/46

(Continued)

Primary Examiner — Cynthia Ramirez
Assistant Examiner — Michael A Maharajh
(74) *Attorney, Agent, or Firm* — Jie Yang; ZanIP

(57) **CLAIM**

The ornamental design for a sex toy, as shown and described.

DESCRIPTION

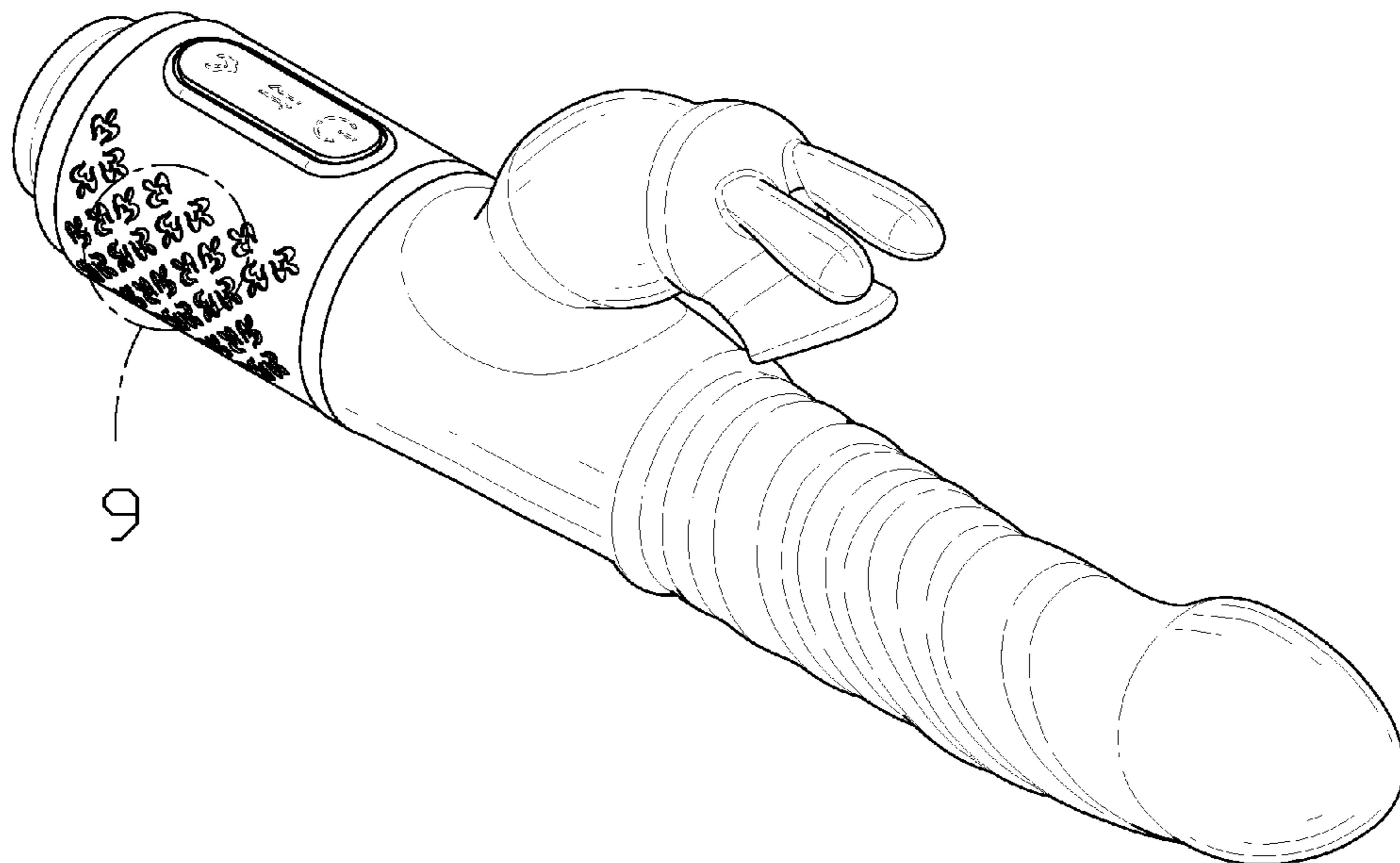
FIG. 1 is a front perspective view of a sex toy, showing my new design;
FIG. 2 is a rear perspective view thereof;
FIG. 3 is a front elevational view thereof;
FIG. 4 is a rear elevational view thereof;
FIG. 5 is a left side elevational view thereof;
FIG. 6 is a right side elevational view thereof;
FIG. 7 is a top plan view thereof;
FIG. 8 is a bottom plan view thereof; and,
FIG. 9 is an enlarged view of a portion indicated in FIG. 1.
The broken lines in the figures illustrate portions of the sex toy that form no part of the claimed design.

1 Claim, 9 Drawing Sheets

(56) **References Cited**

U.S. PATENT DOCUMENTS

D603,523 S * 11/2009 Nan D24/215
D653,350 S * 1/2012 Chen
D681,219 S * 4/2013 Chen D24/215
D681,220 S * 4/2013 Chen D24/215
D685,917 S * 7/2013 Chen D24/215
D685,918 S * 7/2013 Chen D24/215
D705,942 S * 5/2014 Hahr D24/215
D712,054 S * 8/2014 Tai A61H 19/40
D24/215
D723,179 S * 2/2015 Elliott D24/215
D739,546 S * 9/2015 Cheung D24/215
D739,547 S * 9/2015 Cheung D24/215
D739,548 S * 9/2015 Cheung D24/215
D743,570 S * 11/2015 Cheung D24/215



(56)

References Cited

U.S. PATENT DOCUMENTS

2016/0184178 A1* 6/2016 Hahr A61H 23/02
600/38

* cited by examiner

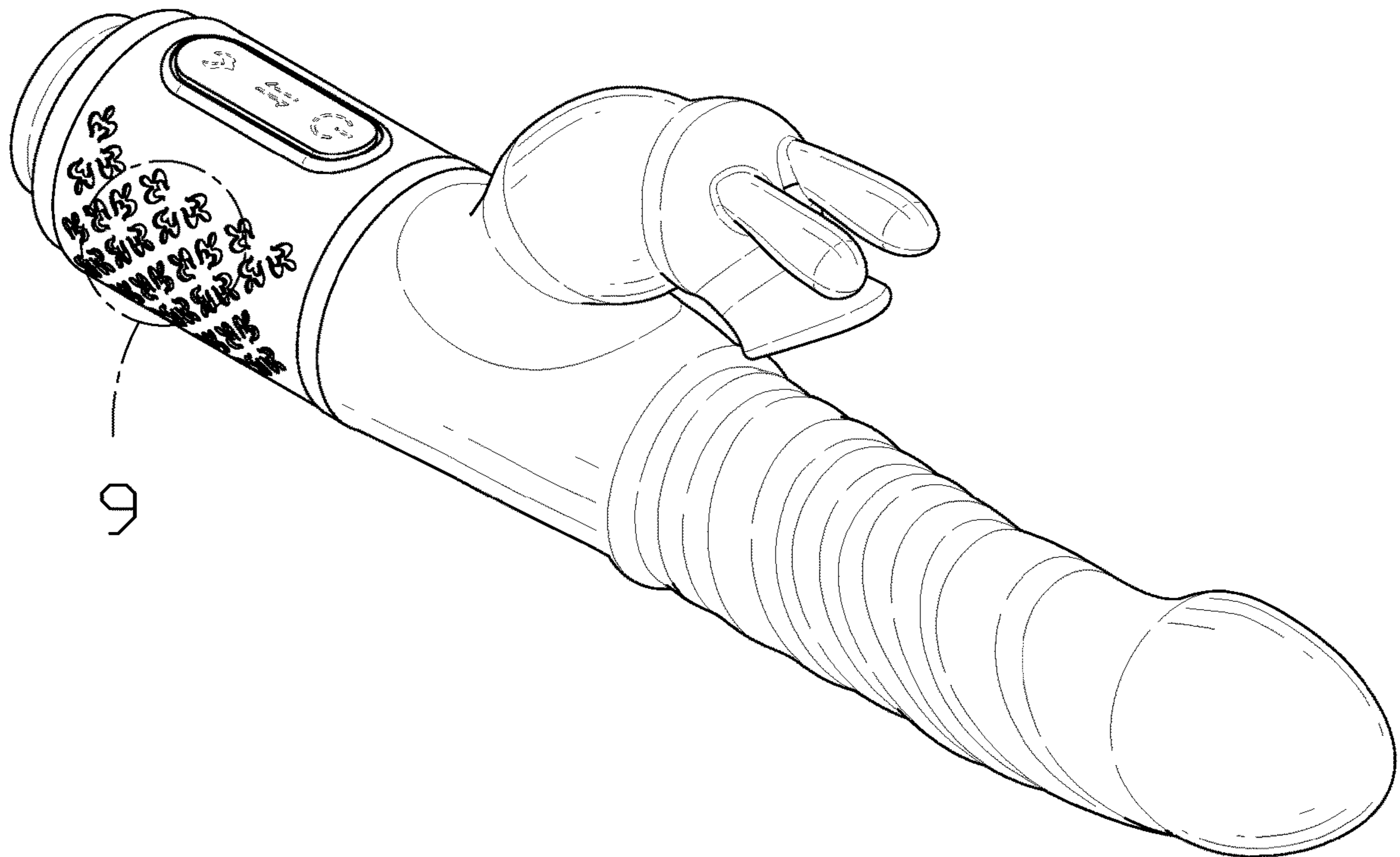


FIG. 1

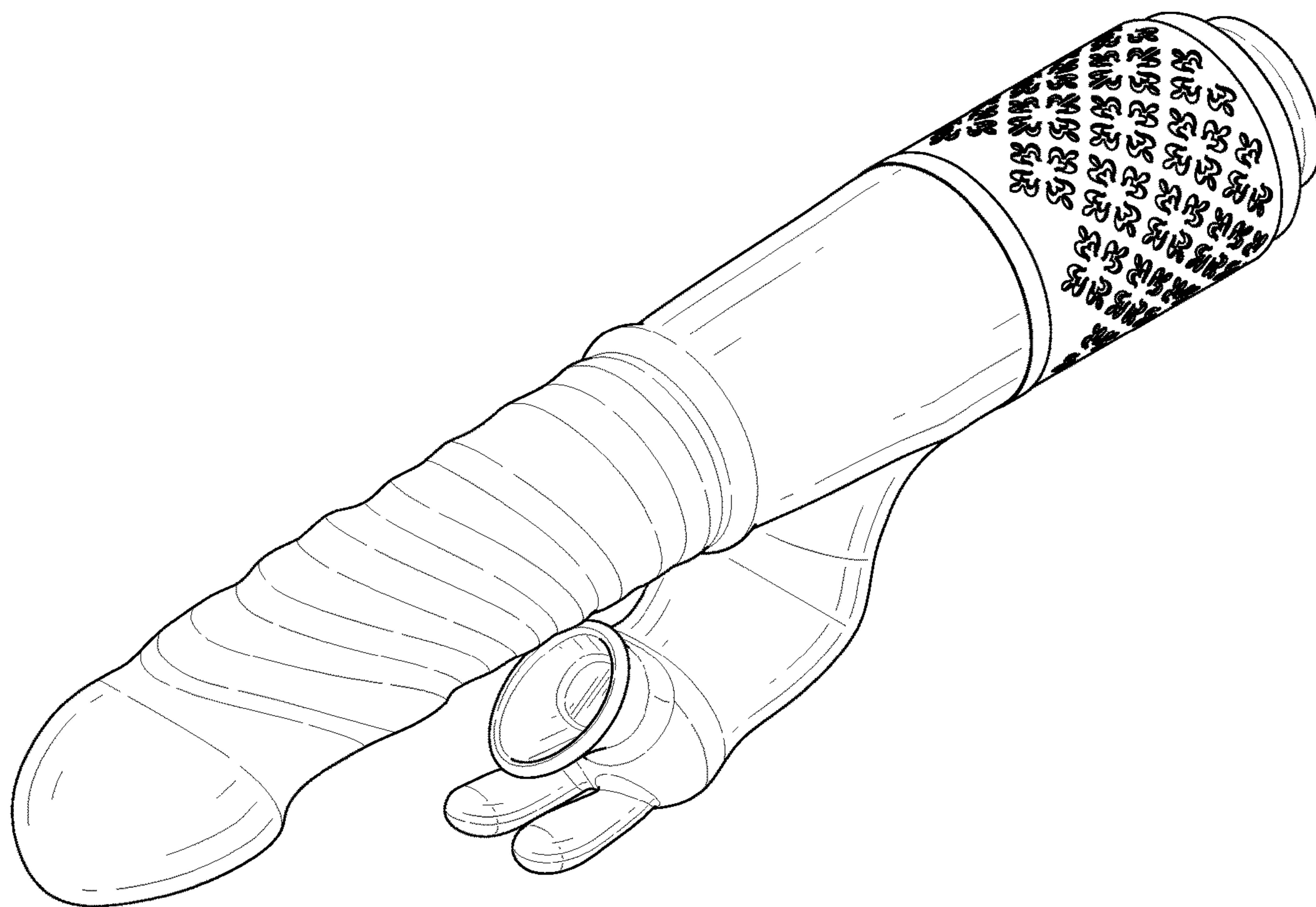


FIG. 2

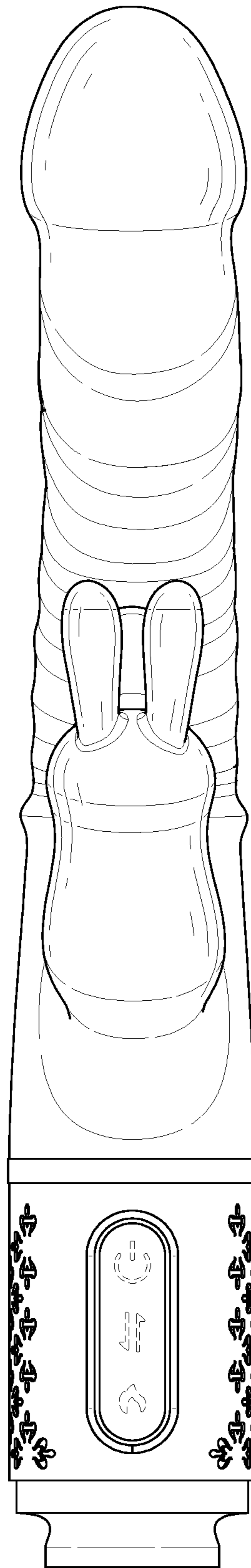


FIG. 3

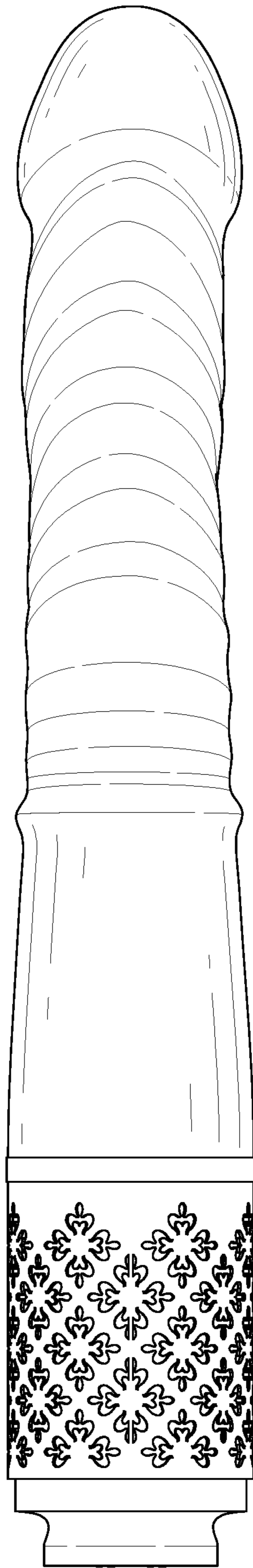


FIG. 4

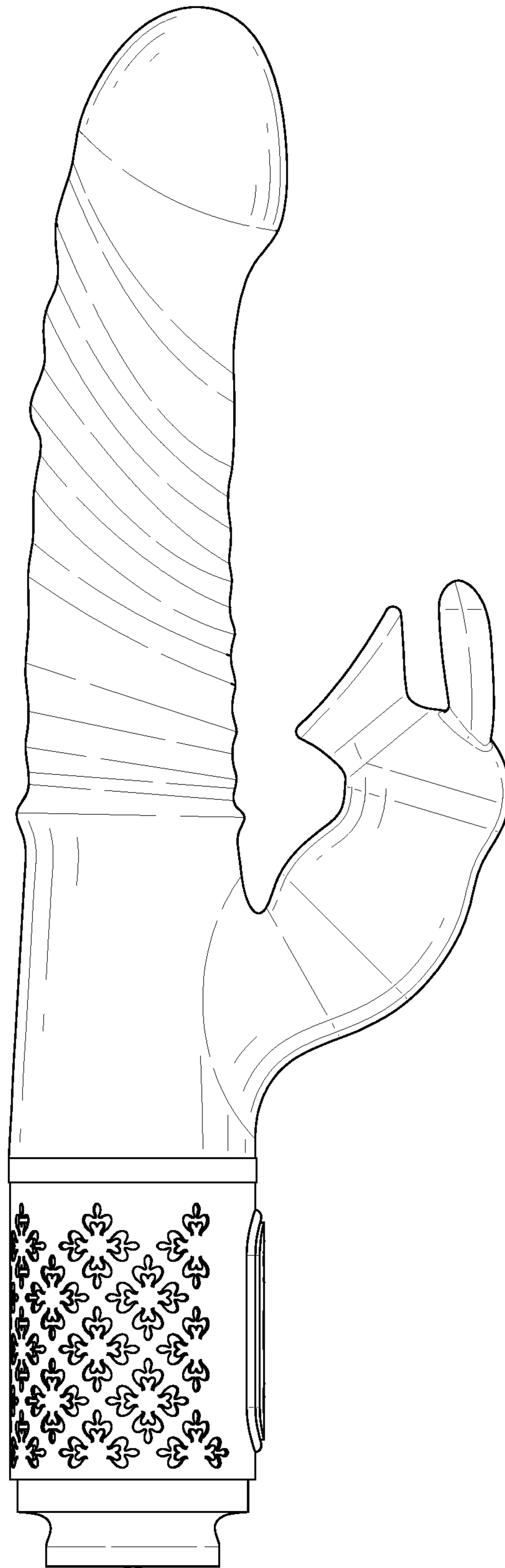


FIG. 5

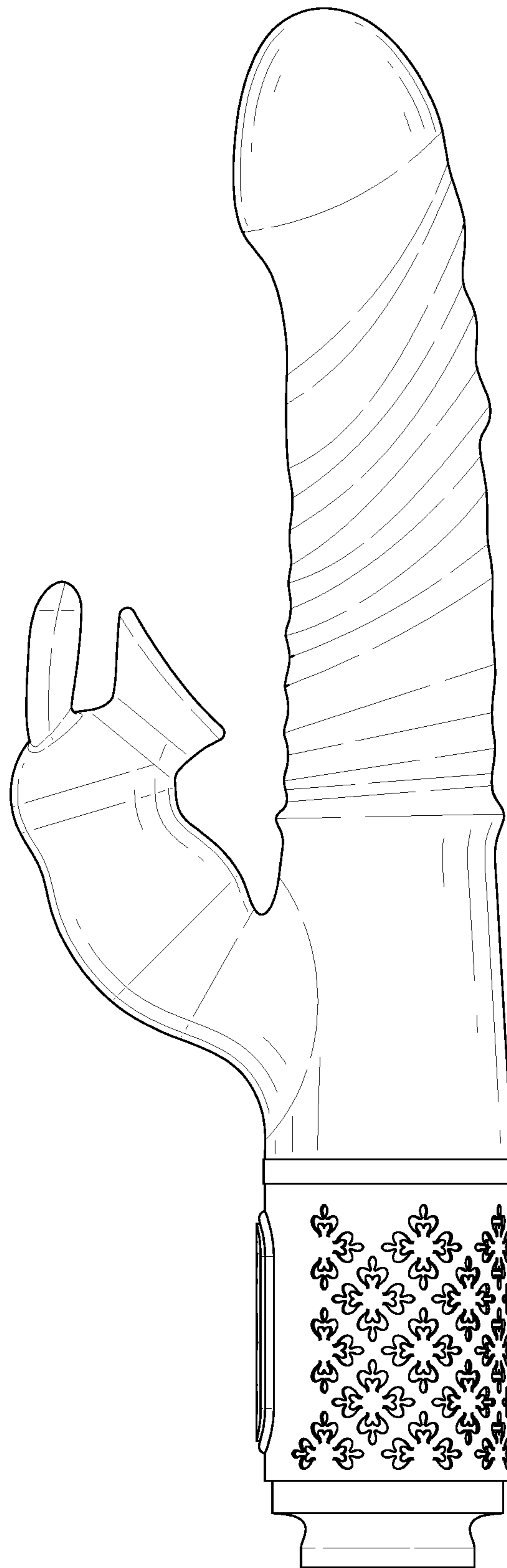


FIG. 6

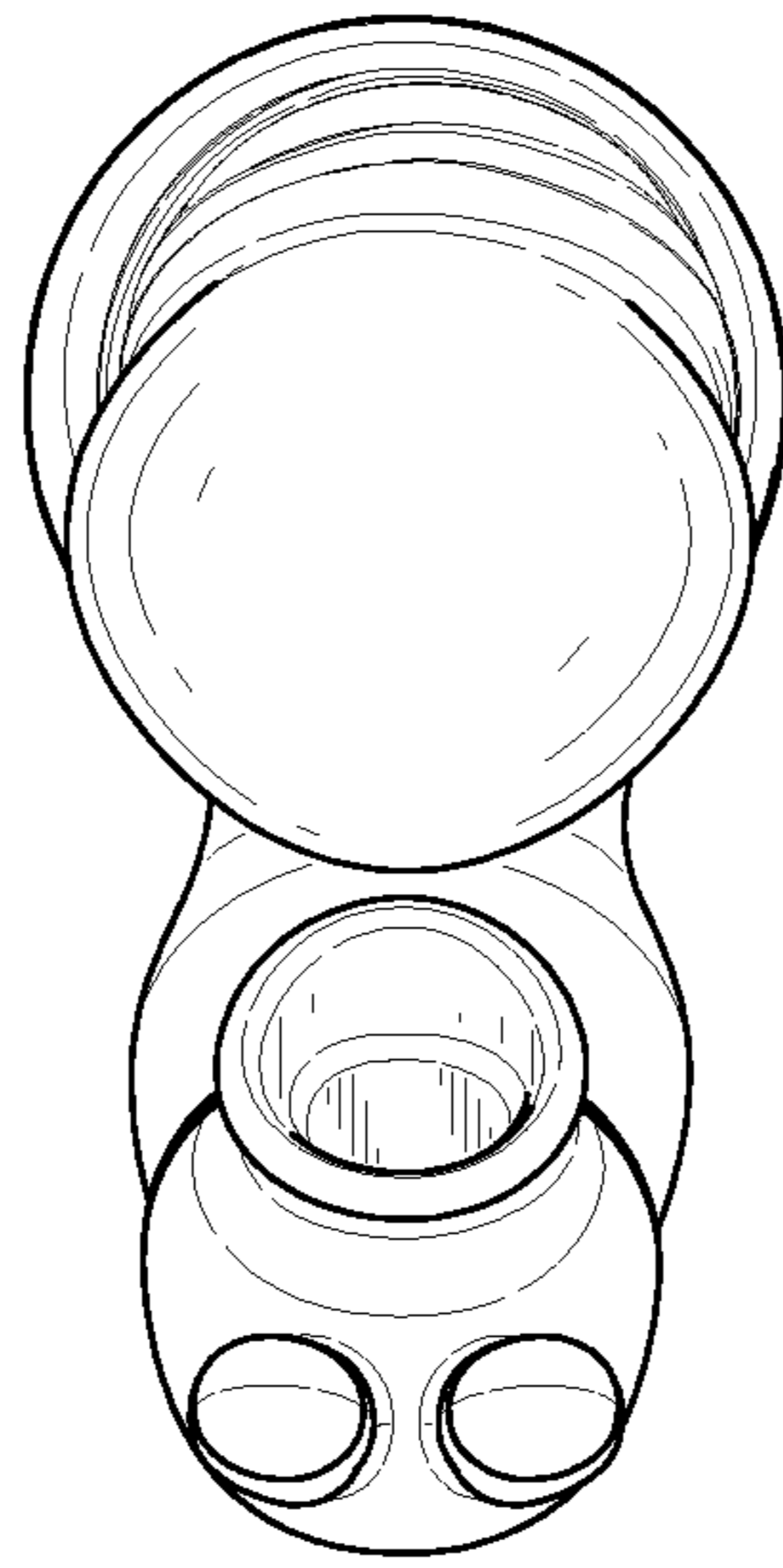


FIG. 7

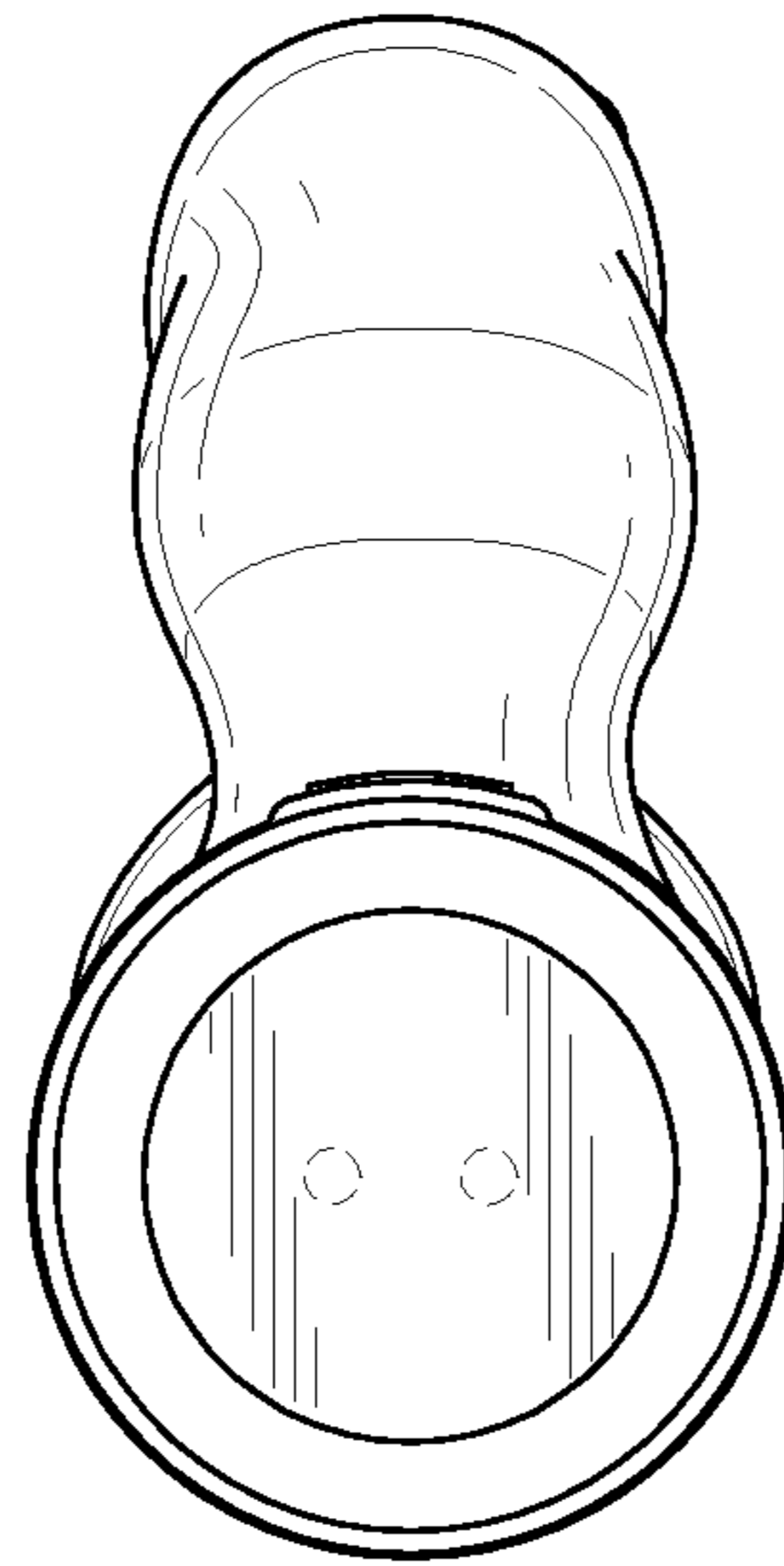


FIG. 8



FIG. 9