



US00D882097S

(12) **United States Design Patent**
Del Rossi

(10) **Patent No.:** **US D882,097 S**

(45) **Date of Patent:** **** *Apr. 21, 2020**

- (54) **BANDAGE**
- (71) Applicant: **Vomaris Innovations, Inc.**, Tempe, AZ (US)
- (72) Inventor: **Joseph Del Rossi**, Tempe, AZ (US)
- (73) Assignee: **Vomaris Innovations, Inc.**, Tempe, AZ (US)
- (*) Notice: This patent is subject to a terminal disclaimer.
- (**) Term: **15 Years**
- (21) Appl. No.: **29/655,341**
- (22) Filed: **Jul. 2, 2018**

- D629,910 S * 12/2010 Ha D24/189
- D690,822 S * 10/2013 Dunshee D24/189
- 8,563,800 B2 * 10/2013 Smith A61F 13/0203
128/888
- D693,011 S * 11/2013 Mori D24/189
- D693,012 S * 11/2013 Inoo D24/189
- D693,013 S * 11/2013 Inoo D24/189
- D704,342 S * 5/2014 Mori D24/189
- D710,017 S * 7/2014 Mosa D24/189
- D713,966 S * 9/2014 Hoonakker D24/189
- D760,396 S * 6/2016 Bradford D24/189
- D774,201 S * 12/2016 Gutierrez D24/189
- D791,312 S * 7/2017 Peck D24/135
- D816,233 S * 4/2018 Del Rossi D24/189
- D825,766 S * 8/2018 Del Rossi D24/189
- D838,373 S * 1/2019 Del Rossi D24/189
- D846,129 S * 4/2019 Del Rossi D24/189
- D848,004 S * 5/2019 Del Rossi D24/189
- 2019/0038472 A1 * 2/2019 Del Rossi A61F 13/0253
- 2019/0091466 A1 * 3/2019 Del Rossi A61F 13/00
- 2019/0160281 A1 * 5/2019 Del Rossi A61N 1/0468

Related U.S. Application Data

- (62) Division of application No. 29/584,407, filed on Nov. 14, 2016, now Pat. No. Des. 825,766.
- (51) **LOC (12) Cl.** **24-02**
- (52) **U.S. Cl.**
USPC **D24/189**
- (58) **Field of Classification Search**
USPC D24/188-190, 124, 125, 126, 127, 128, D24/132, 133, 185, 186, 187, 191, 192, D24/193, 199, 200, 206, 207, 208, 209, D24/210, 211, 212, 213, 214, 215; 602/41-43, 48, 52, 54, 58; 604/304, 305, 604/306, 307, 308; D29/100, 108, 120.1, D29/121.1, 121.2; D30/146
CPC A61F 15/008; A61F 13/023; A61F 15/004; A61F 2013/00646; A61M 2025/0246
See application file for complete search history.

* cited by examiner

Primary Examiner — Samantha Q Lawrence

(74) *Attorney, Agent, or Firm* — K&L Gates LLP; Louis C. Cullman; Georgia N. Kefallinos

(57) **CLAIM**

The ornamental design for a bandage, as shown and described.

DESCRIPTION

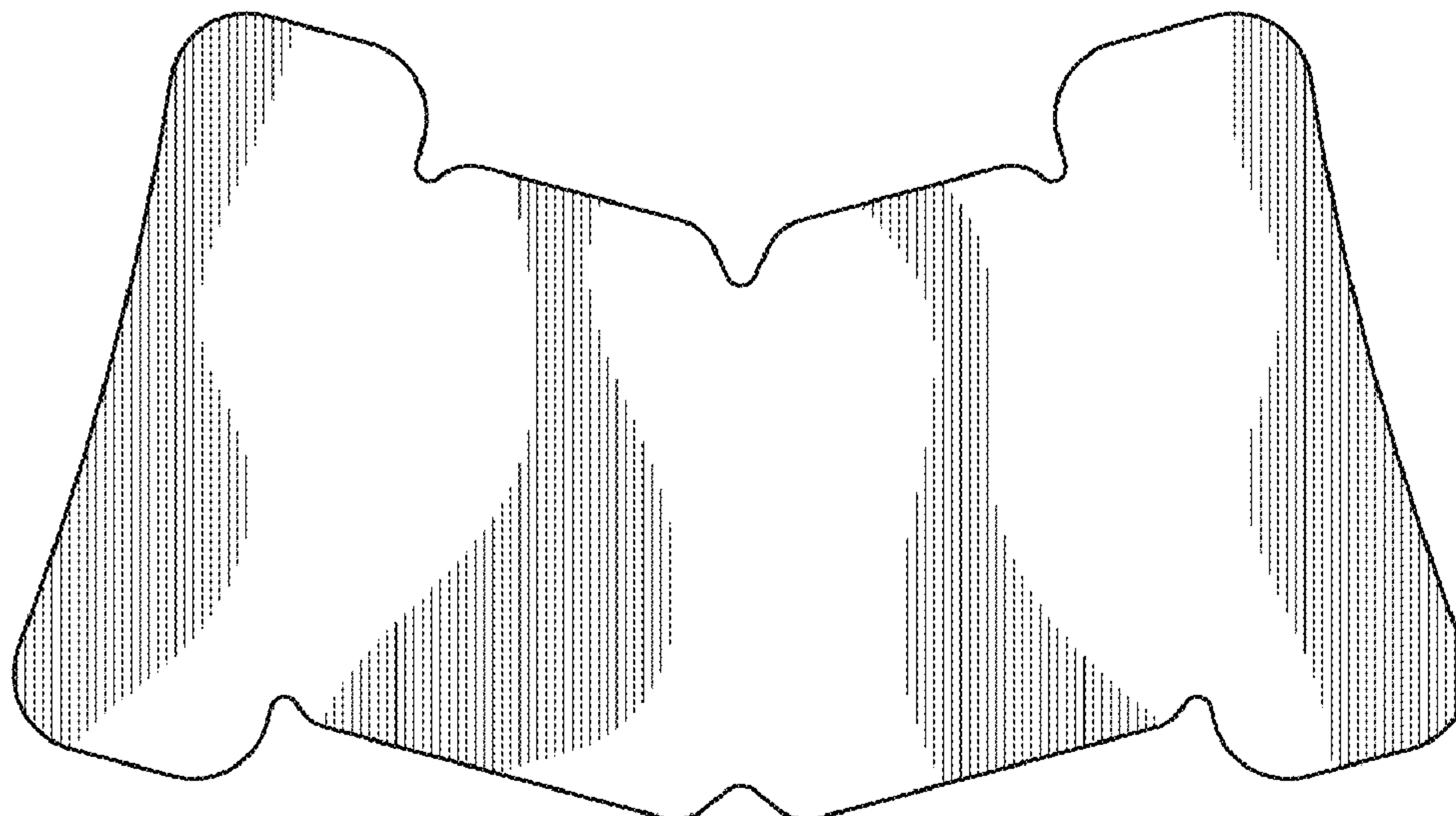
FIG. 1 is a top view of a bandage of our design. FIG. 2 is a first side view of the bandage of FIG. 1. FIG. 3 is a second side view of the bandage of FIG. 1. FIG. 4 is a third side view of the bandage of FIG. 1. FIG. 5 is a fourth side view of the bandage of FIG. 1; and, FIG. 6 is a bottom view of the bandage of FIG. 1. The broken lines shown in FIGS. 2-6 illustrate portions of the bandage that form no part of the claimed design.

(56) **References Cited**

U.S. PATENT DOCUMENTS

- D294,650 S * 3/1988 De Beys D2/706
- D434,524 S * 11/2000 Kalafsky D24/189

1 Claim, 1 Drawing Sheet



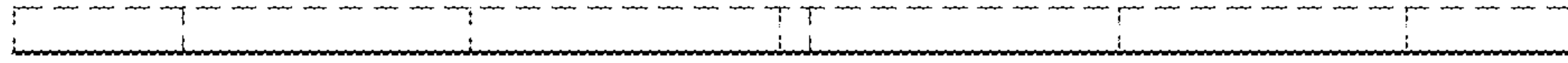


FIG. 4

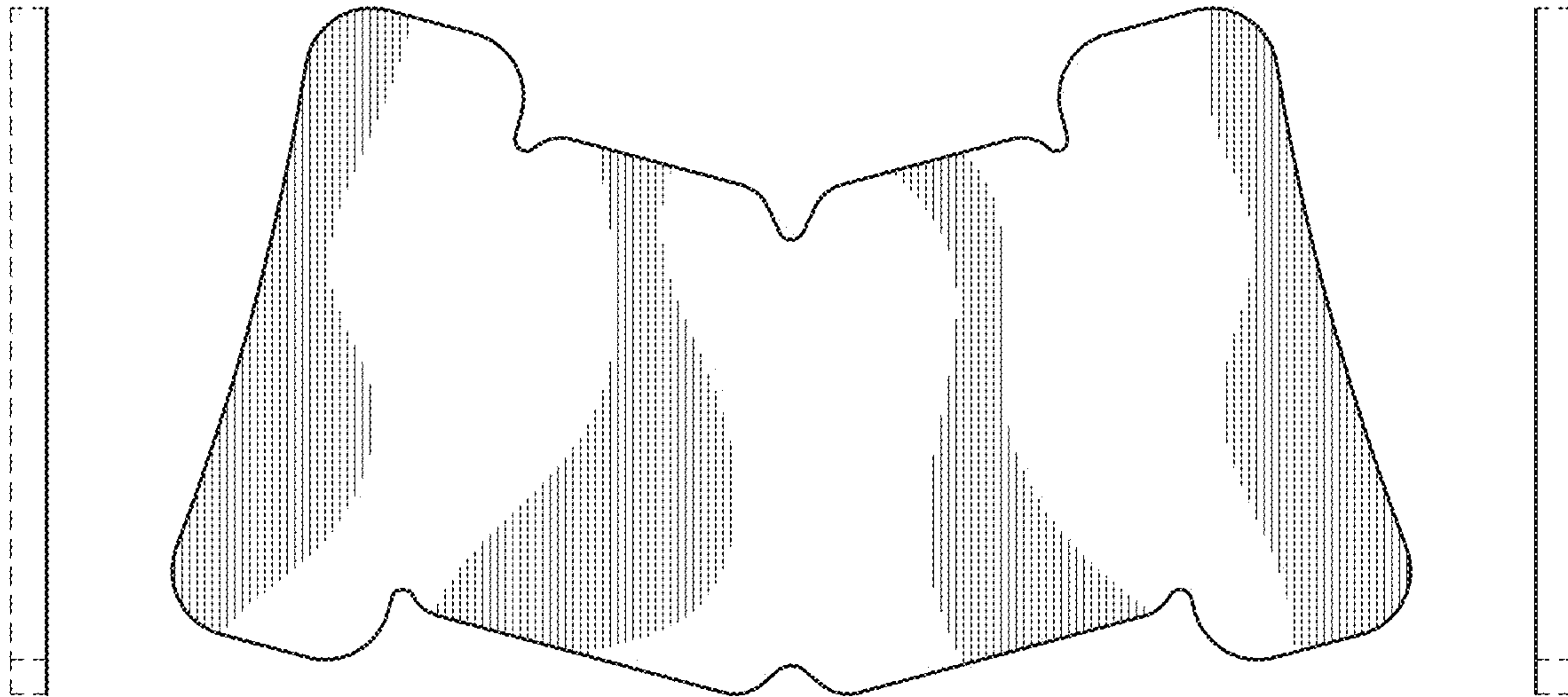


FIG. 2

FIG. 1

FIG. 3




FIG. 5




FIG. 6