



US00D882074S

(12) **United States Design Patent** (10) **Patent No.:** **US D882,074 S**
Berken et al. (45) **Date of Patent:** **** Apr. 21, 2020**

(54) **ABSORBENT ARTICLE**

(71) Applicant: **Kimberly-Clark Worldwide, Inc.**,
Neenah, WI (US)
(72) Inventors: **Brad J. Berken**, Greenville, WI (US);
Levi J. Vandenoogart, Appleton, WI
(US); **Alyssa Kimberly DeYoung**,
Chicago, IL (US); **Jessica Lynn**
Caravan, Bentonville, AR (US)

(73) Assignee: **Kimberly-Clark Worldwide, Inc.**,
Neenah, WI (US)

(**) Term: **15 Years**

(21) Appl. No.: **29/712,008**

(22) Filed: **Nov. 5, 2019**

Related U.S. Application Data

(62) Division of application No. 29/644,544, filed on Apr.
18, 2018, now Pat. No. Des. 869,652.

(51) **LOC (12) Cl.** **24-04**

(52) **U.S. Cl.**
USPC **D24/125**

(58) **Field of Classification Search**
USPC D24/124, 125, 126, 189, 190, 191, 192;
D2/700, 701; D6/300, 301, 302, 303,
D6/304, 305, 306, 307, 308, 309, 310,
D6/311, 312, 313, 314; D11/125, 131,
D11/133, 157; D14/448, 450, 230, 239;
604/347, 348, 354, 358-361, 378, 385.01,
604/385.201, 385.24, 385.25
CPC A61F 13/15; A61F 13/64; A61F 13/476;
A61F 13/5611; A61F 13/4704; A61F
13/535; A61F 13/539; A61F 13/47; A61F
13/531; A61F 13/475; A61F 13/472;
A61F 13/56; A61F 13/5616
See application file for complete search history.

(56) **References Cited**

U.S. PATENT DOCUMENTS

3,805,790 A 4/1974 Kaczmarzyk et al.
D316,148 S * 4/1991 Cadieux D24/125
D358,207 S * 5/1995 Glaug D24/125
5,545,156 A 8/1996 DiPalma et al.
D374,928 S * 10/1996 Murji D24/125

(Continued)

OTHER PUBLICATIONS

Copending U.S. Appl. No. 29/712,009, filed Nov. 5, 2019, by
Berken et al. for "Absorbent Article".

(Continued)

Primary Examiner — Samantha Q Lawrence
(74) *Attorney, Agent, or Firm* — Kimberly-Clark
Worldwide, Inc.

(57) **CLAIM**

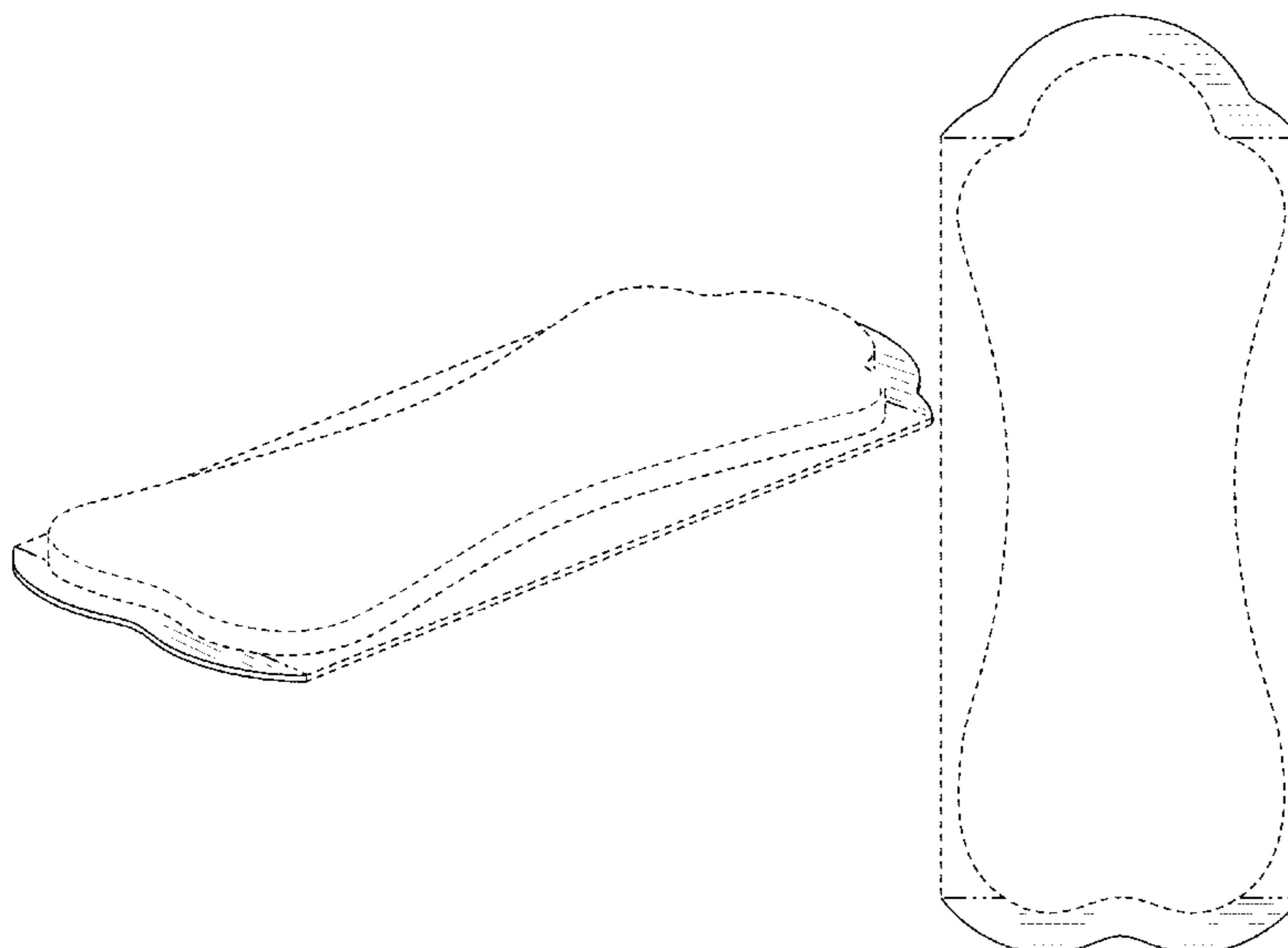
We claim the ornamental design for an absorbent article, as
shown and described.

DESCRIPTION

FIG. 1 is a perspective view of an absorbent article;
FIG. 2 is a top view of the absorbent article of FIG. 1;
FIG. 3 is a back view of the absorbent article of FIG. 1;
FIG. 4 is a right side view of the absorbent article of FIG.
1, wherein the left side view is a mirror image of FIG. 4;
FIG. 5 is a first end view of the absorbent article of FIG. 1;
and,
FIG. 6 is a second end view of the absorbent article of FIG.
1.

The dash-dot-dash broken lines shown in FIGS. 1-3 as well
as the broken lines that are adjacent to the claimed surface
in FIGS. 1-2 illustrate boundary lines that form no part of the
claim. The additional broken lines shown in FIGS. 1-6
illustrate portions of the absorbent article that form no part
of the claimed design.

1 Claim, 3 Drawing Sheets



(56)

References Cited

U.S. PATENT DOCUMENTS

5,607,415 A 3/1997 Datta et al.
 5,609,588 A 3/1997 DiPalma et al.
 5,613,961 A 3/1997 DiPalma et al.
 5,695,376 A 12/1997 Datta et al.
 6,160,197 A 12/2000 Lassen et al.
 D445,179 S 7/2001 King
 D446,301 S 8/2001 Schlinz et al.
 6,517,525 B1* 2/2003 Berthou A61F 13/15203
 604/385.01
 D477,402 S 7/2003 de Camacho
 D478,985 S 8/2003 Ribeiro de Carvalho et al.
 D482,444 S 11/2003 Ribeiro de Carvalho et al.
 D490,892 S* 6/2004 Schlueter D24/124
 D492,408 S 6/2004 Proglhof
 6,773,424 B2 8/2004 Heyrman et al.
 7,166,094 B2 1/2007 Glaug et al.
 D537,161 S* 2/2007 Sinkiewicz D24/124
 D554,254 S 10/2007 Cole

D571,534 S 6/2008 Rudolph
 D590,941 S 4/2009 Noel et al.
 D593,199 S* 5/2009 Gagliardi D24/124
 D672,035 S* 12/2012 Paques D24/125
 D772,401 S* 11/2016 Lee D24/124
 D806,866 S 1/2018 Bova et al.
 D849,246 S 5/2019 Persson et al.
 D853,556 S 7/2019 Persson et al.
 D869,652 S* 12/2019 Berken D24/125
 D870,276 S* 12/2019 Berken D24/125
 2017/0049635 A1 2/2017 Hardie et al.
 2019/0133838 A1* 5/2019 Joshi A61F 13/5616

OTHER PUBLICATIONS

Copending U.S. Appl. No. 29/644,544, filed Apr. 18, 2018, by Berken et al. for "Absorbent Article".
 Copending U.S. Appl. No. 29/644,548, filed Apr. 18, 2018, by Berken et al. for "Absorbent Article".

* cited by examiner

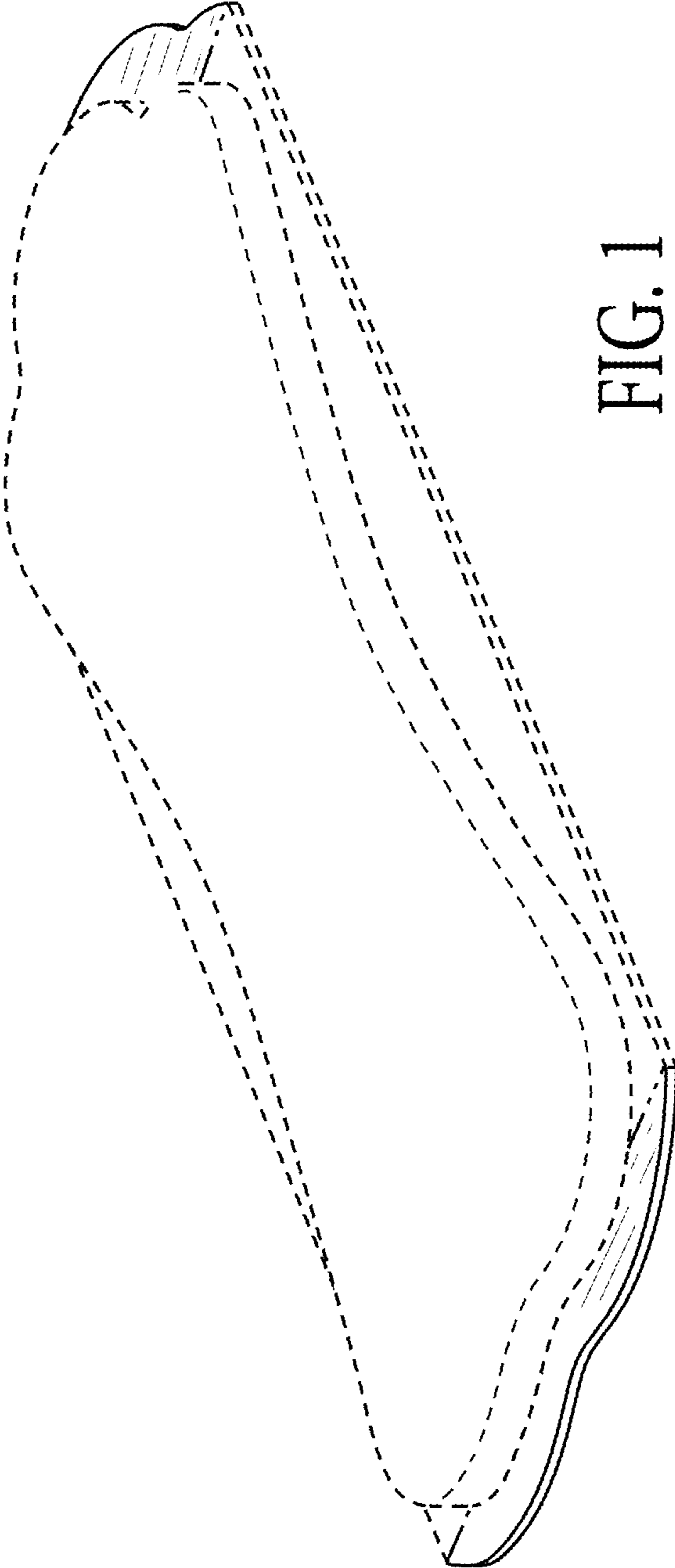


FIG. 1

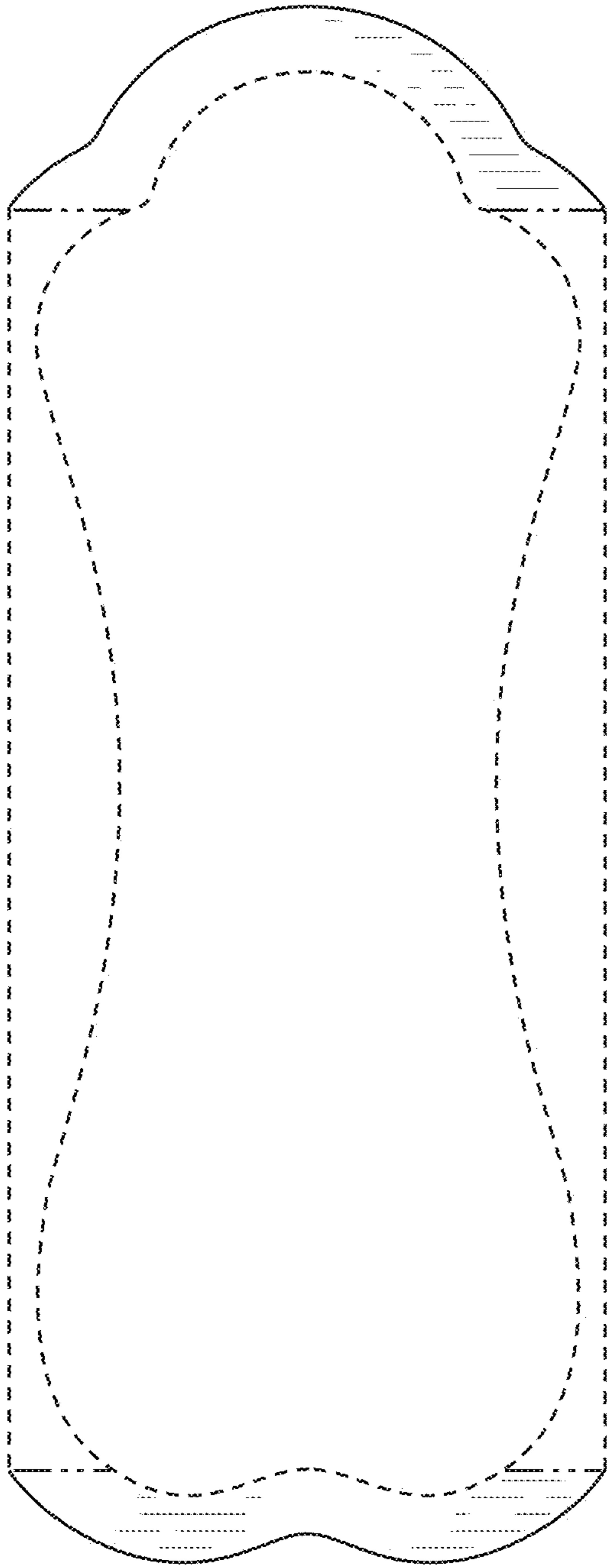


FIG. 2




FIG. 3

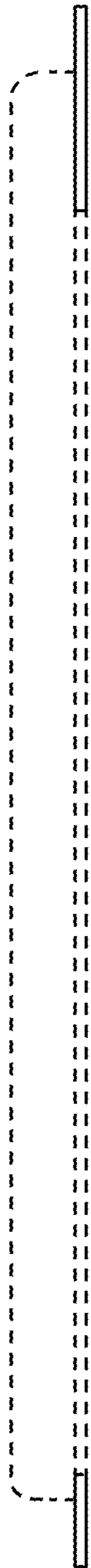


FIG. 4

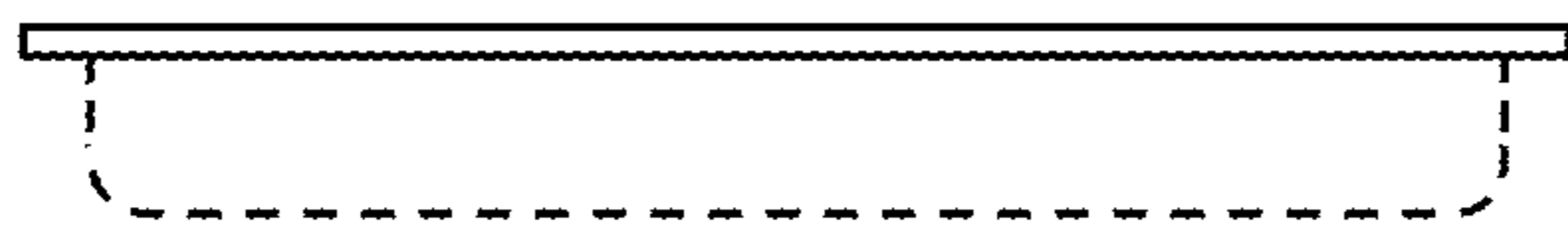


FIG. 5



FIG. 6