



US00D882052S

(12) **United States Design Patent**
Kaldewei

(10) **Patent No.:** **US D882,052 S**
(45) **Date of Patent:** **** Apr. 21, 2020**

- (54) **SHOWER PAN**
- (71) Applicant: **Franz Kaldewei GmbH & Co. KG,**
Ahlen (DE)
- (72) Inventor: **Franz Kaldewei,** Ahlen (DE)
- (73) Assignee: **FRANZ KALDEWEI GMBH & CO.**
KG, Ahlen (DE)
- (**) Term: **15 Years**
- (21) Appl. No.: **29/659,443**
- (22) Filed: **Aug. 9, 2018**
- (51) **LOC (12) Cl.** **23-02**
- (52) **U.S. Cl.**
USPC **D23/304**
- (58) **Field of Classification Search**
USPC D23/283, 303-304, 307, 261
CPC A47K 3/40; A47K 3/405; A47K 3/004;
A47K 3/28
See application file for complete search history.

(56) **References Cited**

U.S. PATENT DOCUMENTS

D351,019 S *	9/1994	Moore	D23/283
D496,095 S *	9/2004	Rooke	D23/304
D513,065 S *	12/2005	Luong	D23/307
D544,585 S *	6/2007	Lebrun	D23/283
D585,940 S *	2/2009	Lin	D19/62
D611,129 S *	3/2010	Hisey	D23/304
D613,839 S *	4/2010	Hisey	D23/304
8,474,068 B2 *	7/2013	Kik, Sr.	E03F 5/0408 4/613
D712,017 S *	8/2014	Carroll	D23/304
9,611,634 B2 *	4/2017	Erlebach	E03F 5/0408
D792,954 S *	7/2017	Sander	D23/304

D794,169 S *	8/2017	Licini	D23/304
D795,406 S *	8/2017	Licini	D23/304
D846,090 S *	4/2019	Keizers	D23/261
D846,091 S *	4/2019	Keizers	D23/261
D846,092 S *	4/2019	Keizers	D23/261
D846,093 S *	4/2019	Keizers	D23/261
D847,953 S *	5/2019	Keizers	D23/261
D847,954 S *	5/2019	Keizers	D23/261
D849,210 S *	5/2019	Keizers	D23/261
2006/0191067 A1 *	8/2006	Sadler	A47K 3/40 4/654
2011/0067175 A1 *	3/2011	Steylaerts	E03F 5/0408 4/679
2014/0331403 A1 *	11/2014	Adams	A47K 3/40 4/613
2014/0352810 A1 *	12/2014	Wedi	E03F 5/04 137/362
2017/0196413 A1 *	7/2017	Sander	A47K 3/40
2018/0038091 A1 *	2/2018	Ismert	E03F 5/0404

* cited by examiner

Primary Examiner — Robert A Delehanty
(74) *Attorney, Agent, or Firm* — Andrew Wilford


(57) **CLAIM**

The ornamental design for a shower pan, as shown and described.

DESCRIPTION

FIG. 1 is a perspective view from above of a shower pan according to the invention;
FIG. 2 is a side view of the shower pan, the opposite side view being a mirror image thereof;
FIG. 3 is a top view of the shower pan;
FIG. 4 is a front perspective view of the shower pan; and,
FIG. 5 is another perspective view of the shower pan, diagonally from the rear.

1 Claim, 5 Drawing Sheets






Fig. 1




Fig. 2



Fig. 3




Fig. 4

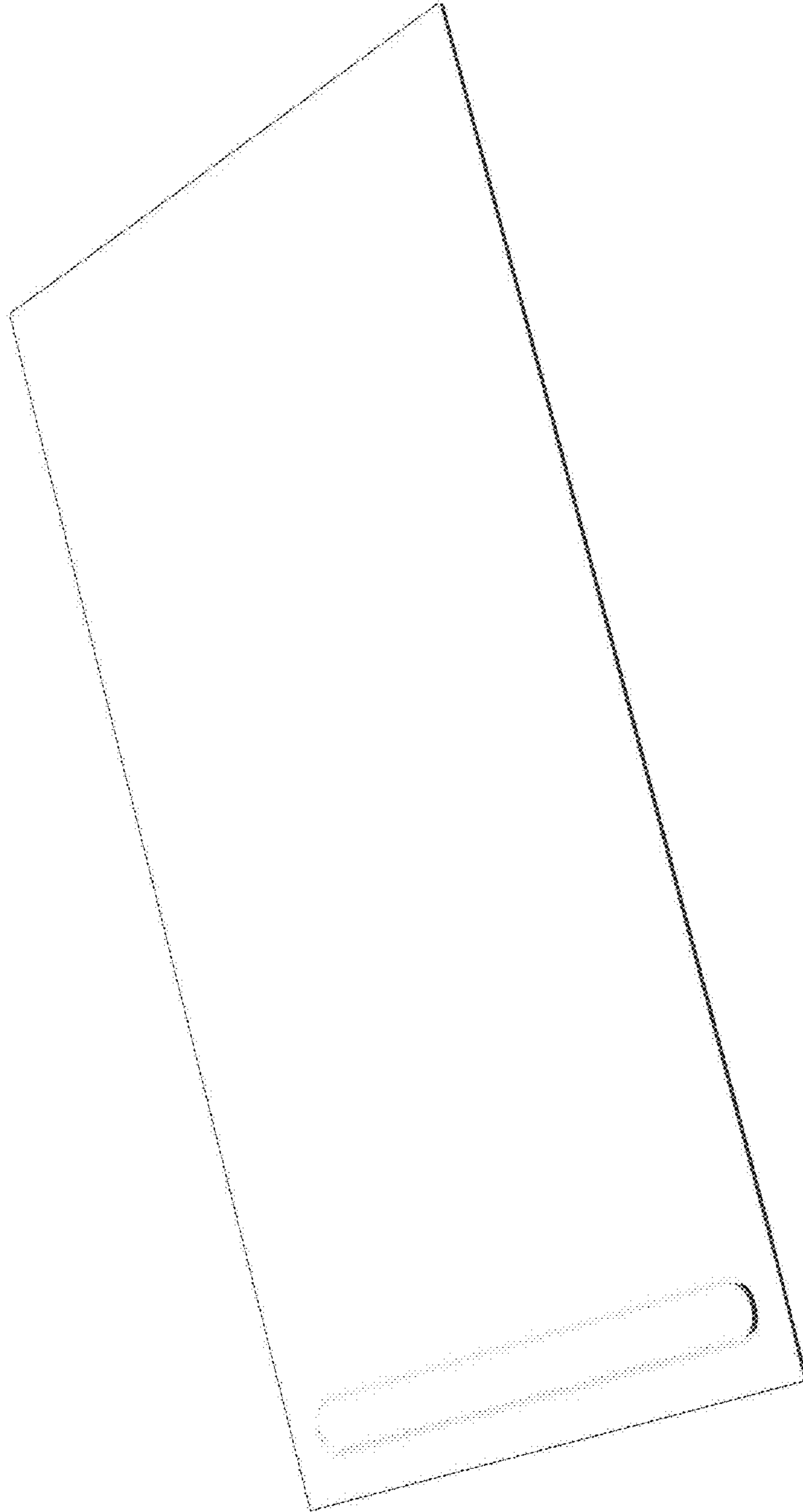


Fig. 5