



US00D882048S

(12) **United States Design Patent** (10) **Patent No.:** **US D882,048 S**
Carter et al. (45) **Date of Patent:** **** Apr. 21, 2020**

(54) **SINK BATHER**
(71) Applicant: **Skip Hop, Inc.**, New York, NY (US)
(72) Inventors: **Chelsea Carter**, Jersey City, NJ (US);
Janet Villano, Jersey City, NJ (US);
Ellen Diamant, New York, NY (US)
(73) Assignee: **SKIP HOP, INC.**, New York, NY (US)
(**) Term: **15 Years**

(21) Appl. No.: **29/625,611**
(22) Filed: **Nov. 10, 2017**
(51) **LOC (12) Cl.** **23-02**
(52) **U.S. Cl.**
USPC **D23/278**; D6/333; D23/304
(58) **Field of Classification Search**
USPC ... D23/277-279, 280.1, 280.2, 280.3, 280.4,
D23/296, 304-310; D6/525, 333, 601;
D21/597, 599, 627, 803, 828
CPC A47K 3/006; A47K 3/02; A47K 3/022;
A47K 3/024
See application file for complete search history.

(56) **References Cited**
U.S. PATENT DOCUMENTS
D203,753 S * 2/1966 Greenberg D21/816
D383,834 S * 9/1997 Frankel D23/304
D405,513 S * 2/1999 Eeckhoudt D23/280.1
D440,271 S * 4/2001 Chiang D21/769
D561,962 S * 2/2008 Talesfore D32/41
D573,843 S * 7/2008 Manzano D7/566
D611,259 S * 3/2010 Yeung D6/333
D632,109 S * 2/2011 Baron D6/525
D642,846 S * 8/2011 Parish D6/601
D652,490 S * 1/2012 Tu D23/278
D656,227 S * 3/2012 Erli D23/278
D670,088 S * 11/2012 Wozniak D6/333
D679,770 S * 4/2013 Berenson D21/803
D687,114 S * 7/2013 Gallet D21/803

D722,667 S * 2/2015 Hsu D21/803
D753,253 S * 4/2016 Chiu D21/688
D753,276 S * 4/2016 Rajamae-Parik D23/278
D771,227 S * 11/2016 Yeung D23/311
D847,956 S * 5/2019 Kwak D23/278
D848,225 S * 5/2019 Zhang D7/625
D850,018 S * 5/2019 Paxson D30/132
2010/0101011 A1* 4/2010 Dignitti A47K 3/024
4/572.1
2018/0242793 A1* 8/2018 Kwak A47K 3/024

OTHER PUBLICATIONS

Moby SoftSpot Sink Bather™ [Aug. 15, 2019] found online [Aug. 15, 2019]—https://www.skiphop.com/skiphop-bathtime-bathtime-helpers/V_235110.html.*

* cited by examiner

Primary Examiner — Lakiya G Rogers
Assistant Examiner — John A Voytek
(74) *Attorney, Agent, or Firm* — Stephen J. Weyer, Esq.;
Stites & Harbison, PLLC

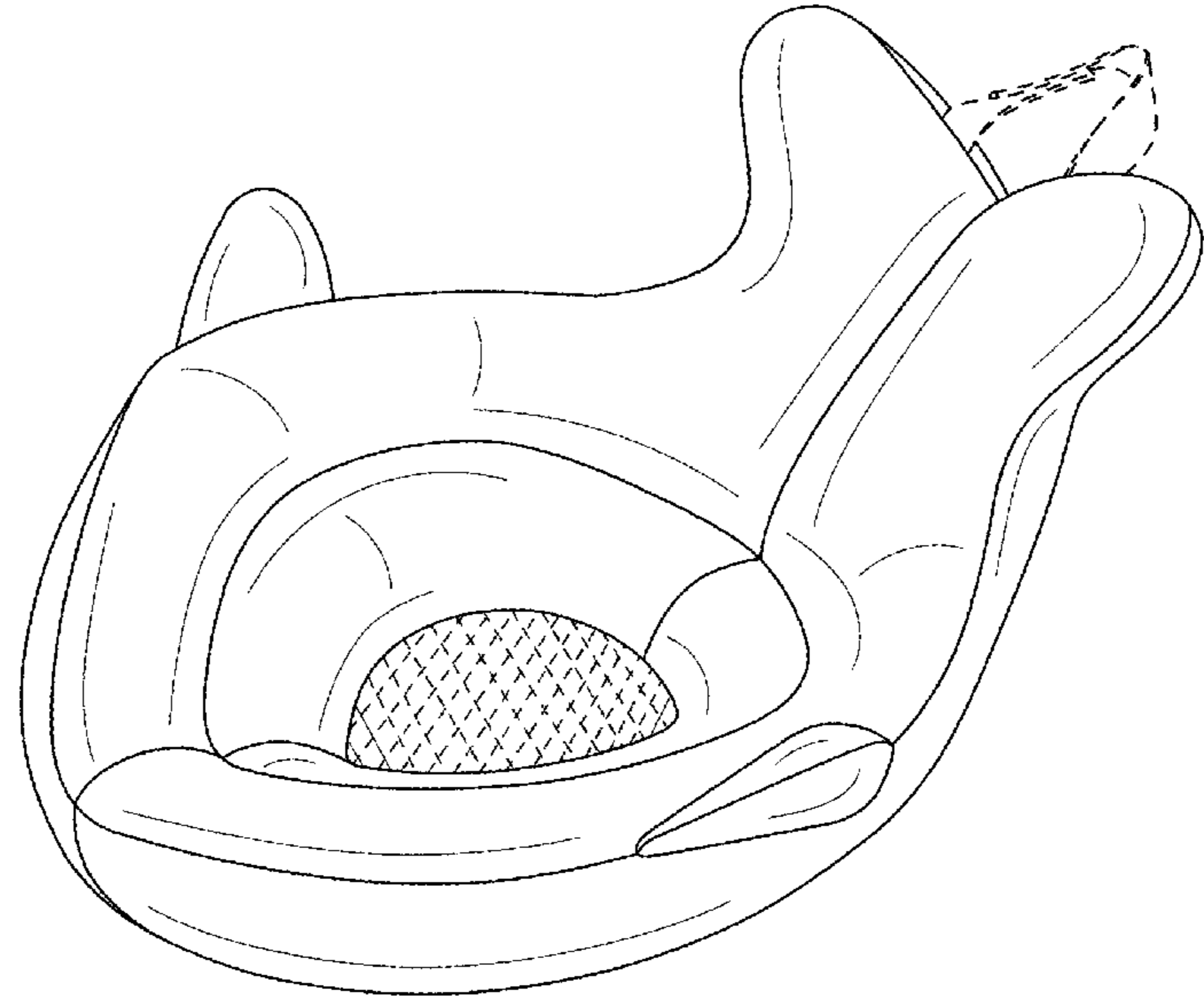
(57) **CLAIM**

The ornamental design for an sink bather, as shown and described.

DESCRIPTION

FIG. 1 is a top, front, and right side perspective view of the sink bather of our design.
FIG. 2 is a front elevational view thereof.
FIG. 3 is a rear elevational view thereof.
FIG. 4 is a right side view thereof, with the left side being a mirror image thereof.
FIG. 5 is a top plan view thereof; and,
FIG. 6 is a bottom plan view thereof.
The broken lines in the drawing views are included for illustrating portions of the sink bather, and form no part of the claimed design.

1 Claim, 6 Drawing Sheets



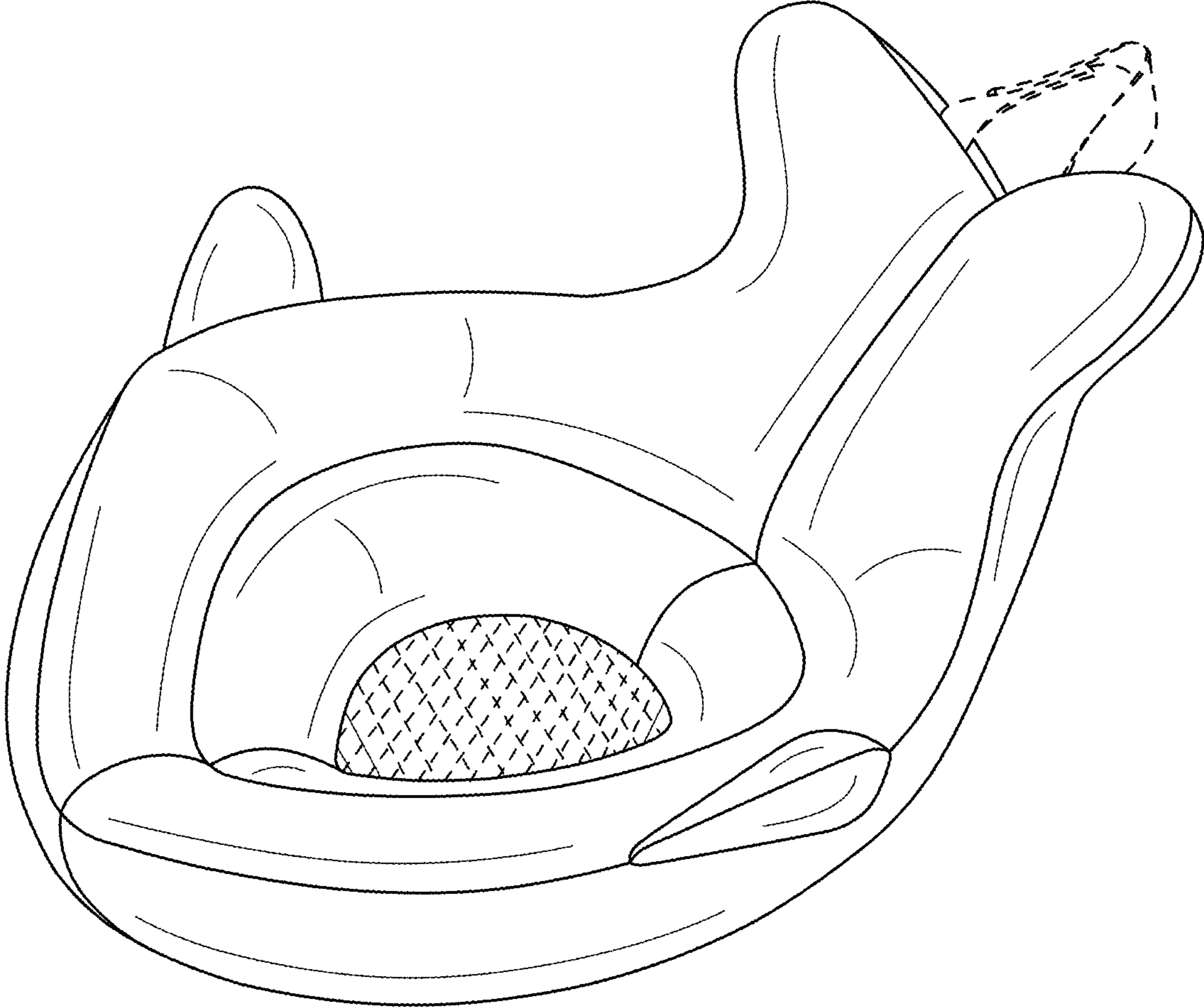


FIG. 1

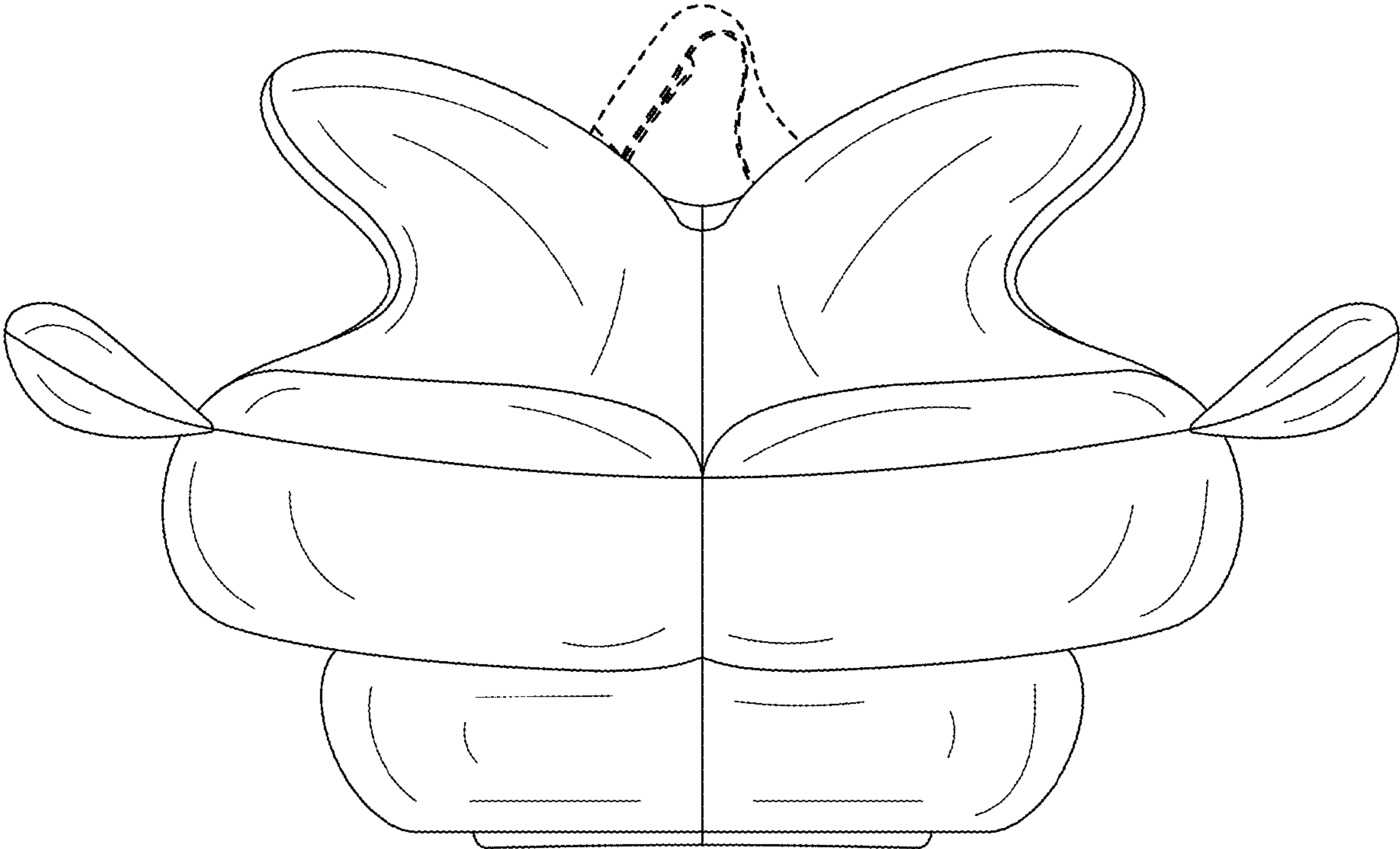


FIG. 2

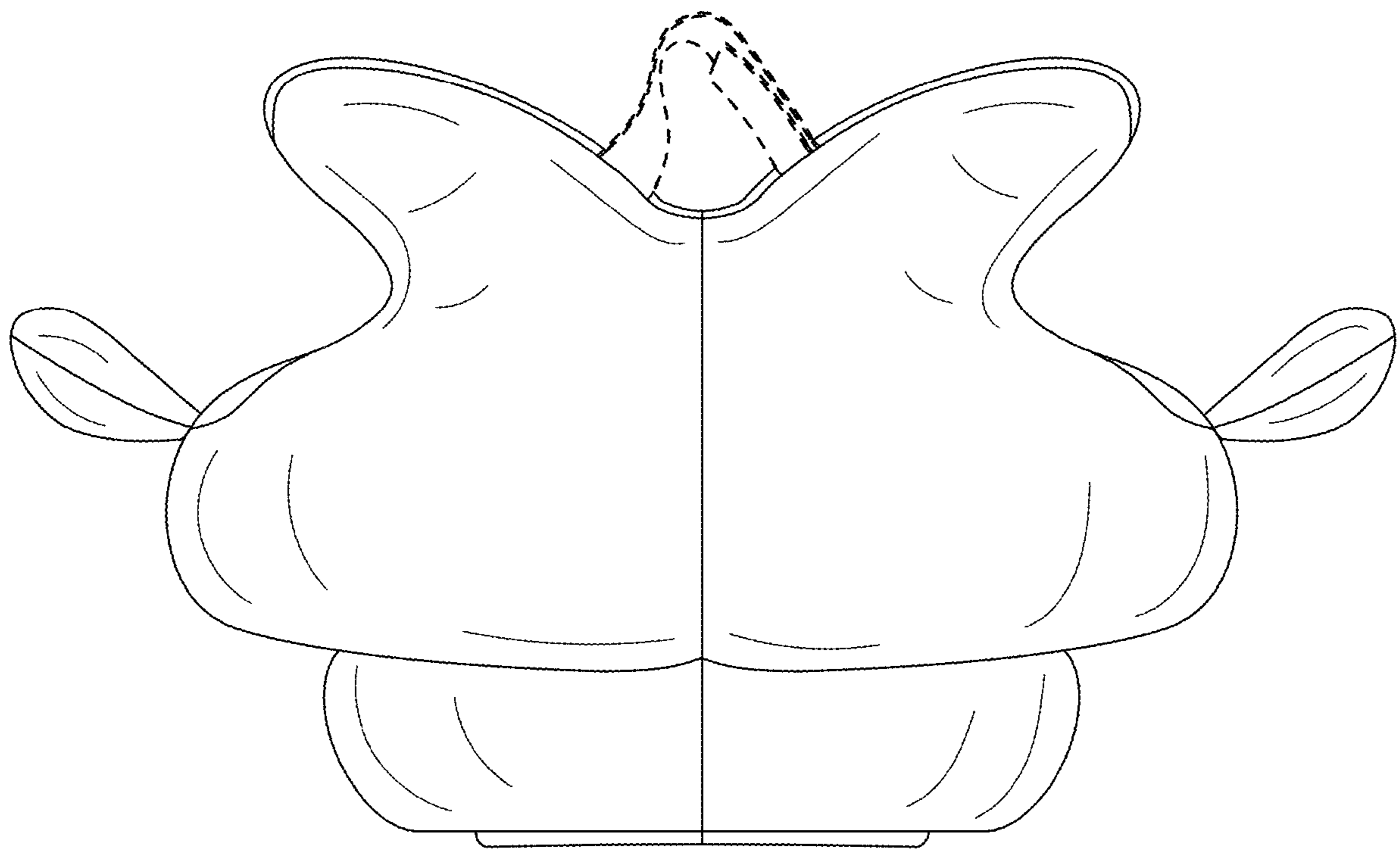


FIG. 3

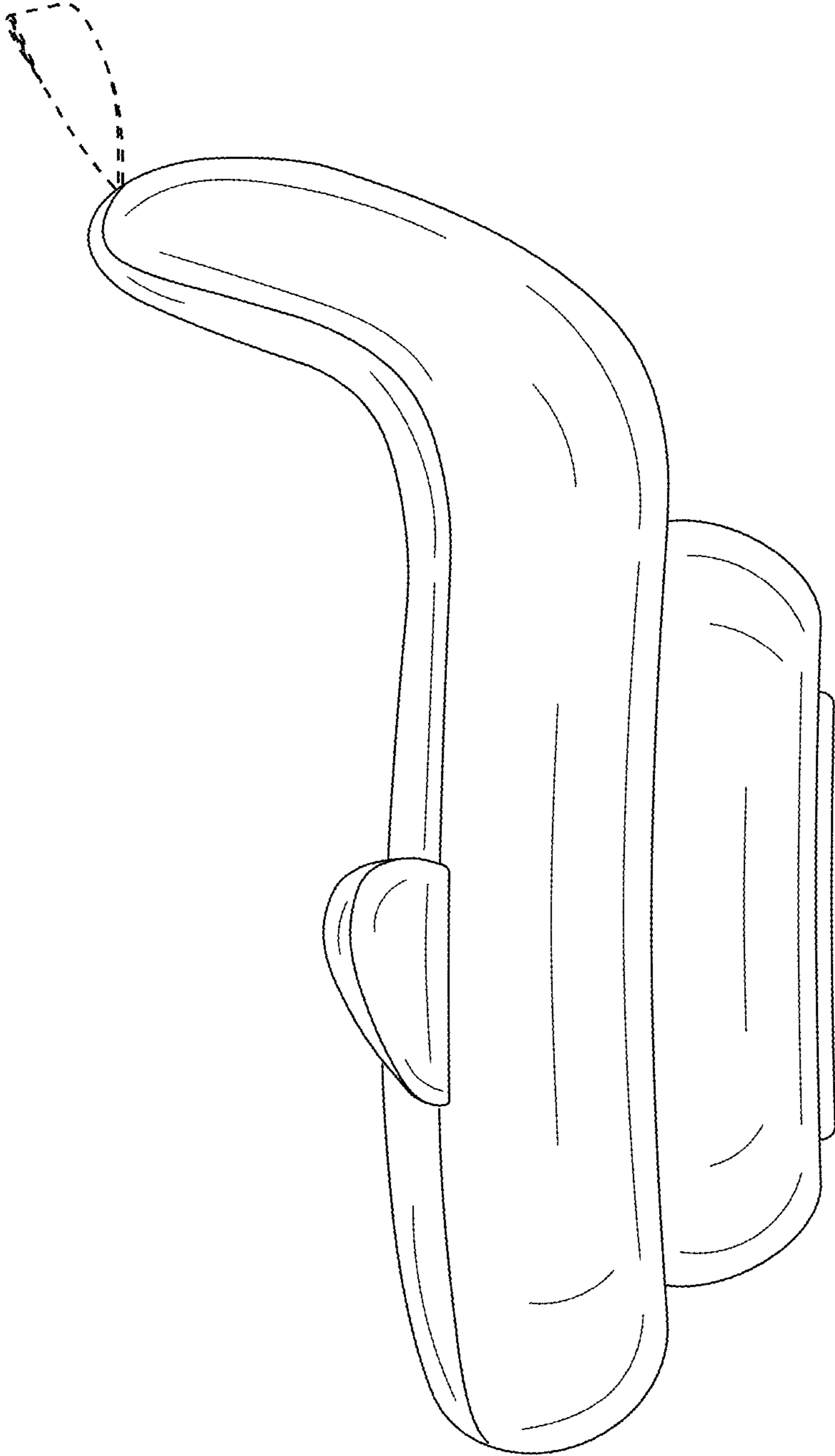


FIG. 4

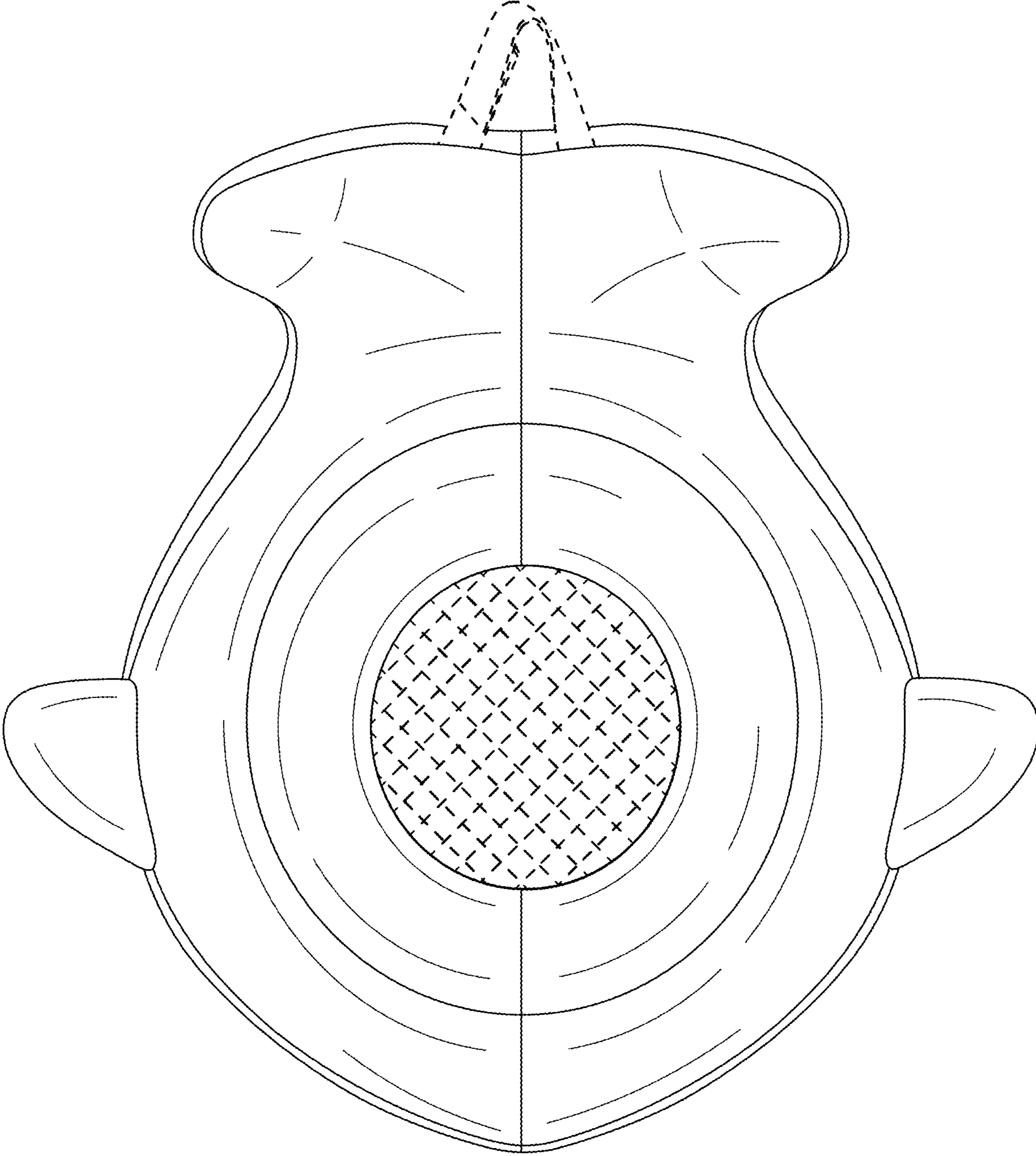


FIG. 5




FIG. 6