



US00D882009S

(12) **United States Design Patent** (10) **Patent No.:** **US D882,009 S**
Pfeifer et al. (45) **Date of Patent:** **** Apr. 21, 2020**

(54) **SNOW SKI**
(71) Applicants: **John Pfeifer**, Kirkwood, MO (US);
Michael C. Marner, Tucson, AZ (US)
(72) Inventors: **John Pfeifer**, Kirkwood, MO (US);
Michael C. Marner, Tucson, AZ (US)
(**) Term: **15 Years**
(21) Appl. No.: **29/608,419**
(22) Filed: **Jun. 21, 2017**

3,188,087 A 6/1965 Larson, Jr.
3,306,626 A 2/1967 Kawada
3,423,852 A 1/1969 Smith
3,586,321 A 6/1971 Gehrke
3,612,520 A 10/1971 Chang
3,716,880 A 2/1973 Sorenson
3,950,808 A 4/1976 Sorenson
3,965,586 A 6/1976 Roosli
4,004,355 A 1/1977 Koblick
D256,604 S * 8/1980 Arzoian 441/67
4,327,504 A 5/1982 Welsch
4,525,941 A 7/1985 Ruth, Jr.

(Continued)

Primary Examiner — Zenia I Bennett
(74) Attorney, Agent, or Firm — Harness, Dickey & Pierce, P.L.C.

Related U.S. Application Data

(63) Continuation of application No. 14/579,170, filed on Dec. 22, 2014, now Pat. No. 9,950,241.
(51) **LOC (12) Cl.** **21-02**
(52) **U.S. Cl.**
USPC **D21/766**
(58) **Field of Classification Search**
USPC D21/766, 768, 771-774; D7/555
CPC A63C 1/00; A63C 13/001; A63C 13/005;
A63C 13/006; A63C 5/02; A63C 5/03;
A63C 5/003; A63C 5/0405; A63C 5/052
See application file for complete search history.

(57) **CLAIM**

The ornamental design for a snow ski, as shown and described.

DESCRIPTION

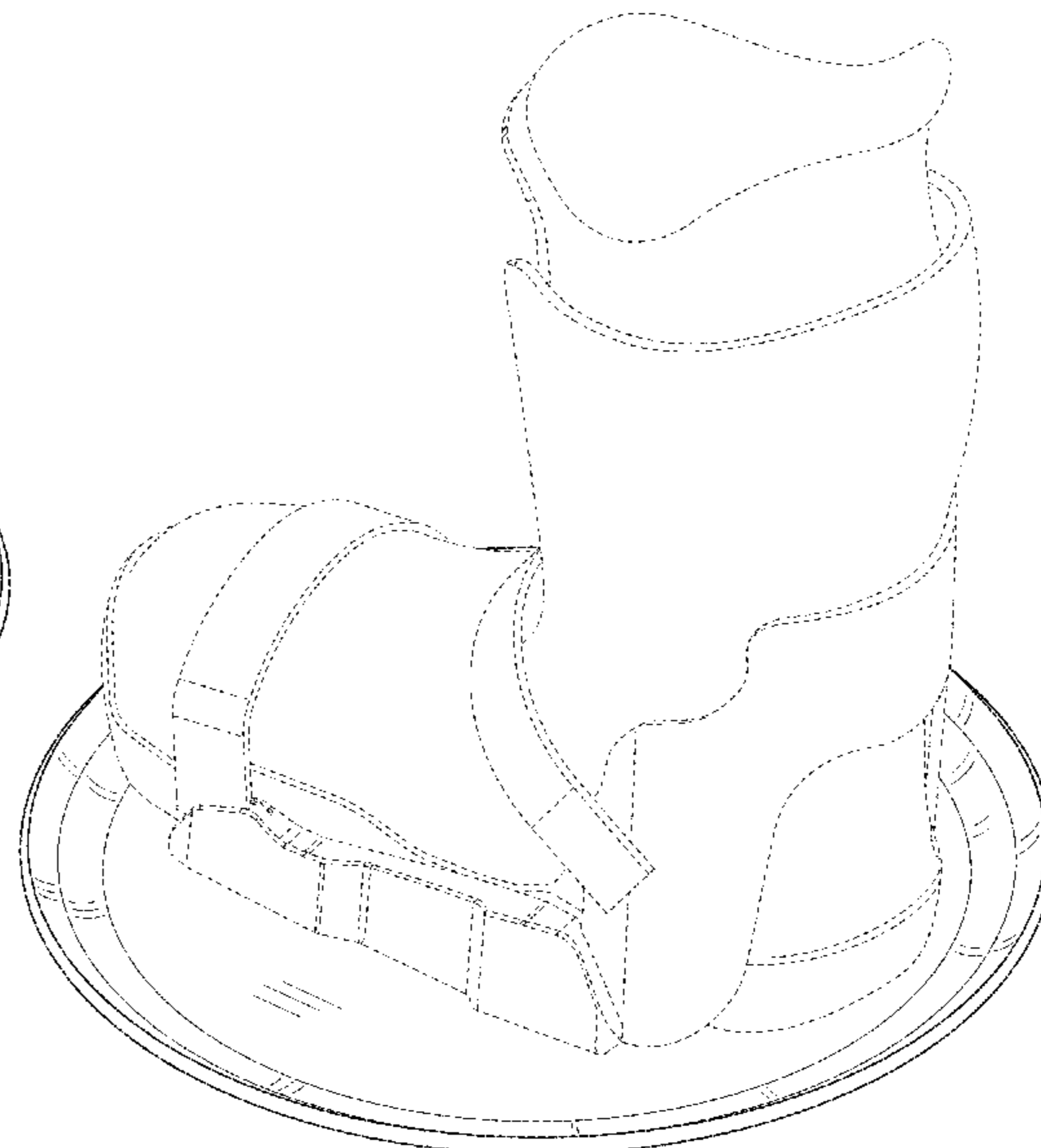
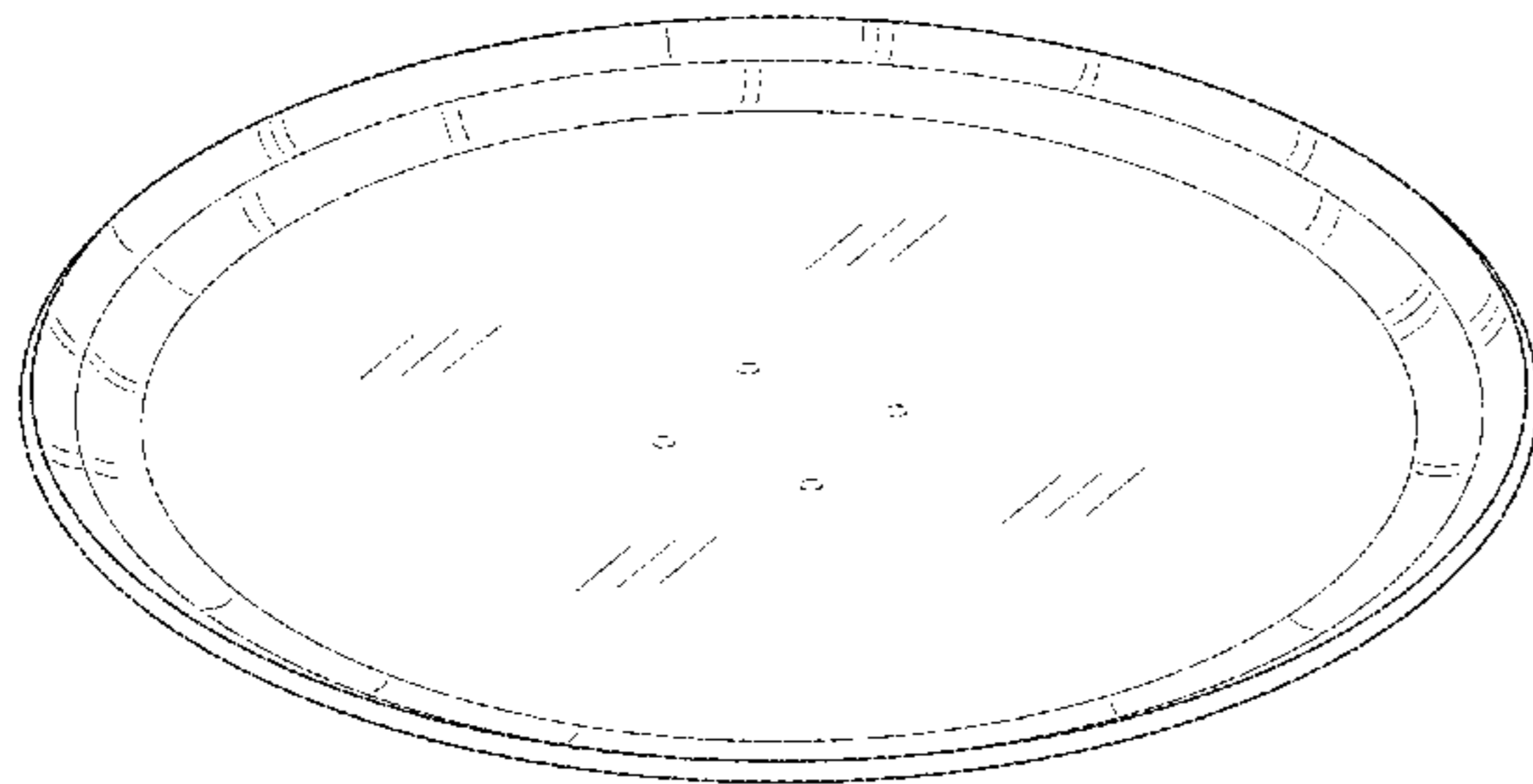
FIG. 1 is an upper perspective view of a snow ski in accordance with our new design;
FIG. 2 is a lower perspective thereof;
FIG. 3 is a front elevation view thereof;
FIG. 4 is a rear elevation view thereof;
FIG. 5 is a left side elevation view thereof;
FIG. 6 is a right side elevation view thereof;
FIG. 7 is a top plan view thereof;
FIG. 8 is a bottom plan view thereof; and,
FIG. 9 is an upper perspective view of the snow ski shown in FIG. 1 and illustrating an example environment in which the snow ski may be used, whereby a binding and a ski boot are coupled to the snow ski.
The broken lines depicting the four small circles in FIGS. 1-2 and 7-8 and the ski boot and binding in FIG. 9 are for illustrative purposes only and do not form part of the claimed design.

(56) **References Cited**

U.S. PATENT DOCUMENTS

34,949 A 4/1862 Dutton
1,357,940 A 11/1920 Berry
2,154,019 A 4/1939 Westphal
2,430,466 A 11/1947 Hedman
D163,316 S * 5/1951 Paden 36/122
D166,120 S * 3/1952 Paden D21/768
2,756,517 A 7/1956 Youtz
2,762,063 A 9/1956 Quinn
2,826,423 A 3/1958 Erickson
2,826,424 A 3/1958 Erickson
2,878,858 A 3/1959 Winchester
2,946,599 A 7/1960 Hunsbedt

1 Claim, 7 Drawing Sheets



(56)

References Cited

U.S. PATENT DOCUMENTS

D286,904 S *	11/1986	Kim	D21/678	6,244,615 B1	6/2001	Mendoza	
4,676,009 A	6/1987	Davis		6,254,111 B1	7/2001	Servant	
4,687,198 A	8/1987	Smith		6,551,225 B1	4/2003	Romero	
4,705,291 A	11/1987	Gauer		6,575,885 B1	6/2003	Weck	
4,801,140 A	1/1989	Bergeron		6,595,541 B2	7/2003	Kuchler	
4,836,571 A	6/1989	Corbisiero		6,616,583 B1	9/2003	Stack	
5,048,823 A	9/1991	Bean		6,729,049 B1	5/2004	Hui	
5,193,839 A	3/1993	Hannes		6,923,751 B2	8/2005	Oxford	
5,301,441 A	4/1994	Kownacki		7,510,206 B2	3/2009	Walker	
5,398,957 A	3/1995	Leighton et al.		D605,244 S *	12/2009	Herkner	D21/768
5,643,154 A	7/1997	Awbrey		8,105,218 B1	1/2012	Vayntraub	
D383,824 S	9/1997	Mendoza et al.		8,397,404 B2	3/2013	Kim	
5,685,807 A	11/1997	Tong		8,678,985 B2	3/2014	Mattox	
5,687,983 A	11/1997	Feketa		8,814,768 B1	8/2014	Yang	
5,810,703 A	9/1998	Stack		8,939,463 B2	1/2015	Mendoza	
5,897,474 A	4/1999	Romero		9,232,829 B2	1/2016	Breach	
5,916,071 A	6/1999	Lee		D748,752 S *	2/2016	Nokes	D21/807
D412,195 S *	7/1999	Falconer	D21/806	9,950,241 B2	4/2018	Pfeifer et al.	
D412,353 S *	7/1999	Falconer	D21/806	2003/0151215 A1	8/2003	Stief et al.	
5,951,403 A	9/1999	Trzos		2005/0245372 A1	11/2005	Mylrea	
6,238,325 B1	5/2001	Oxford		2006/0097484 A1	5/2006	Walker	
				2011/0079986 A1	4/2011	Gradman	
				2013/0015638 A1	1/2013	Mendoza	
				2018/0207510 A1	7/2018	Pfeifer et al.	

* cited by examiner

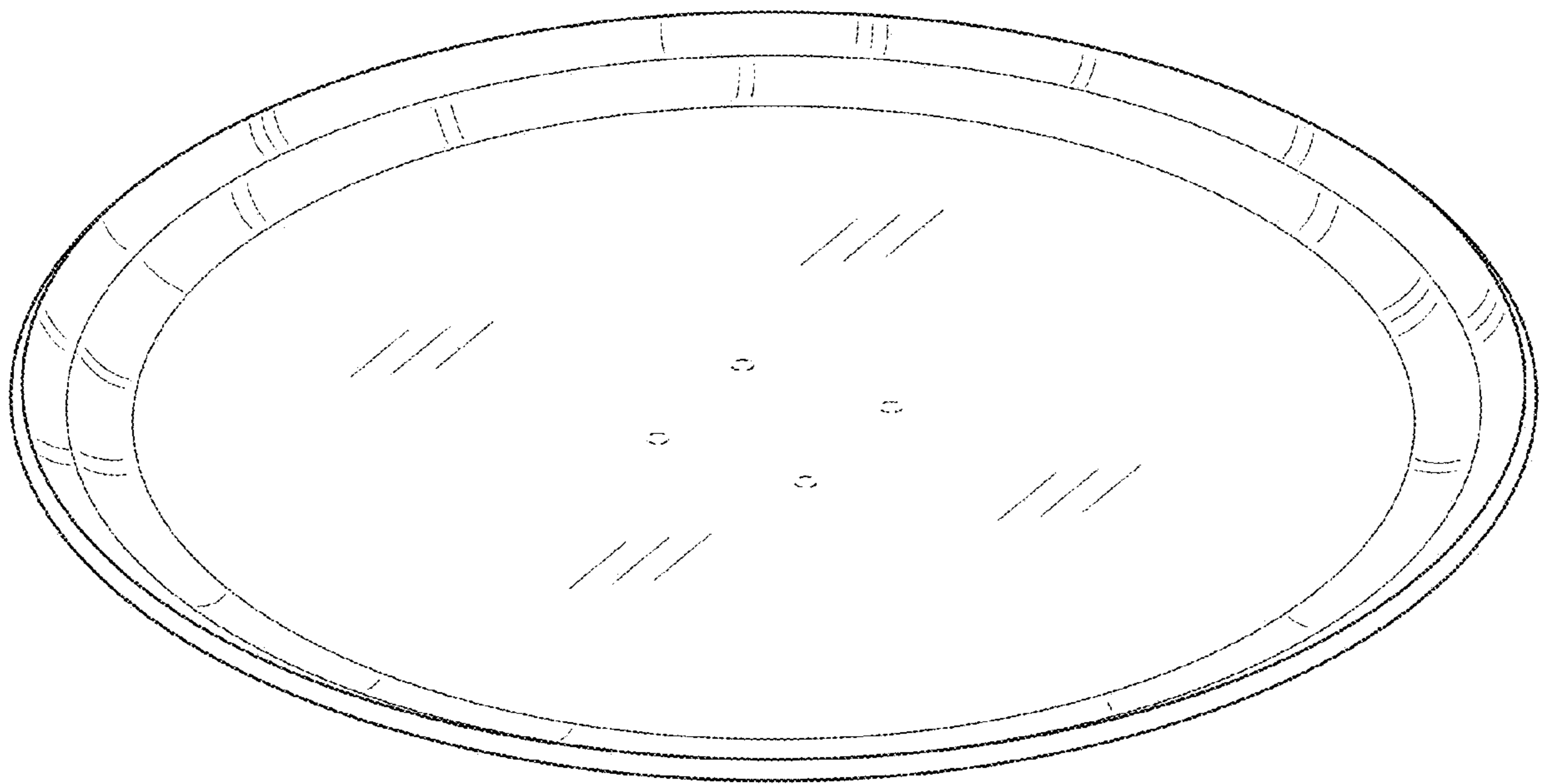


FIG. 1

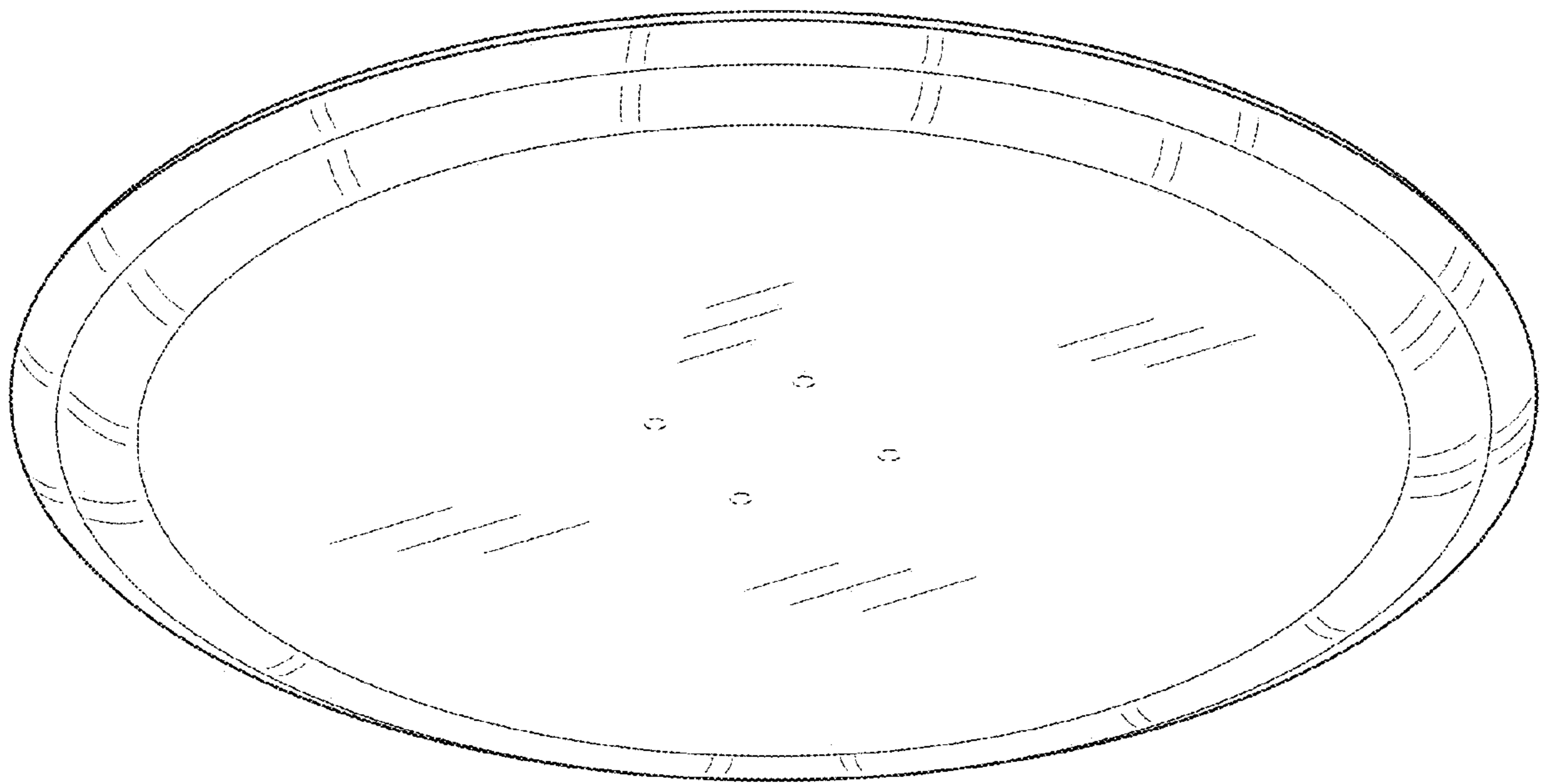


FIG. 2




FIG. 3




FIG. 4




FIG. 5




FIG. 6

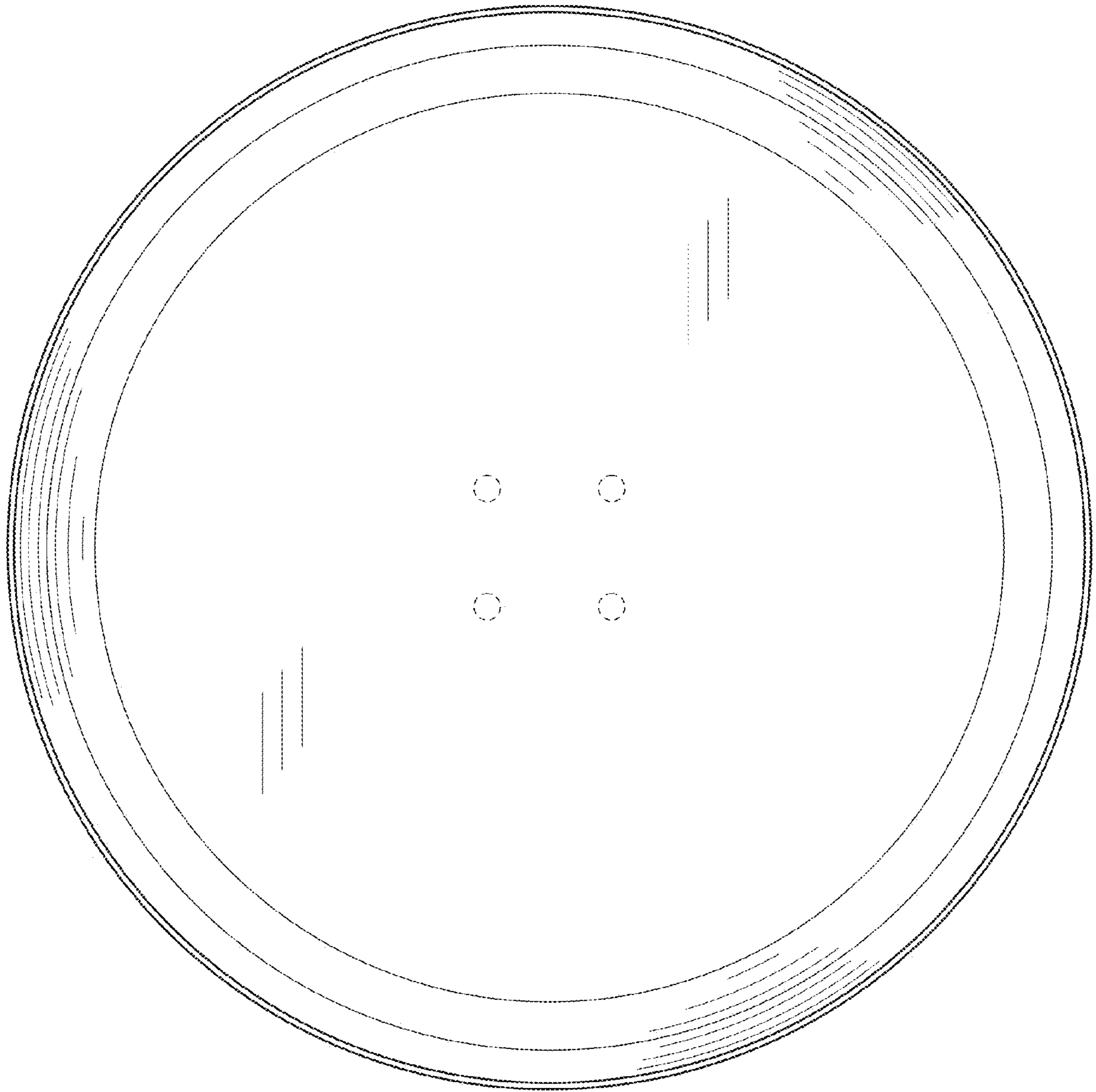


FIG. 7

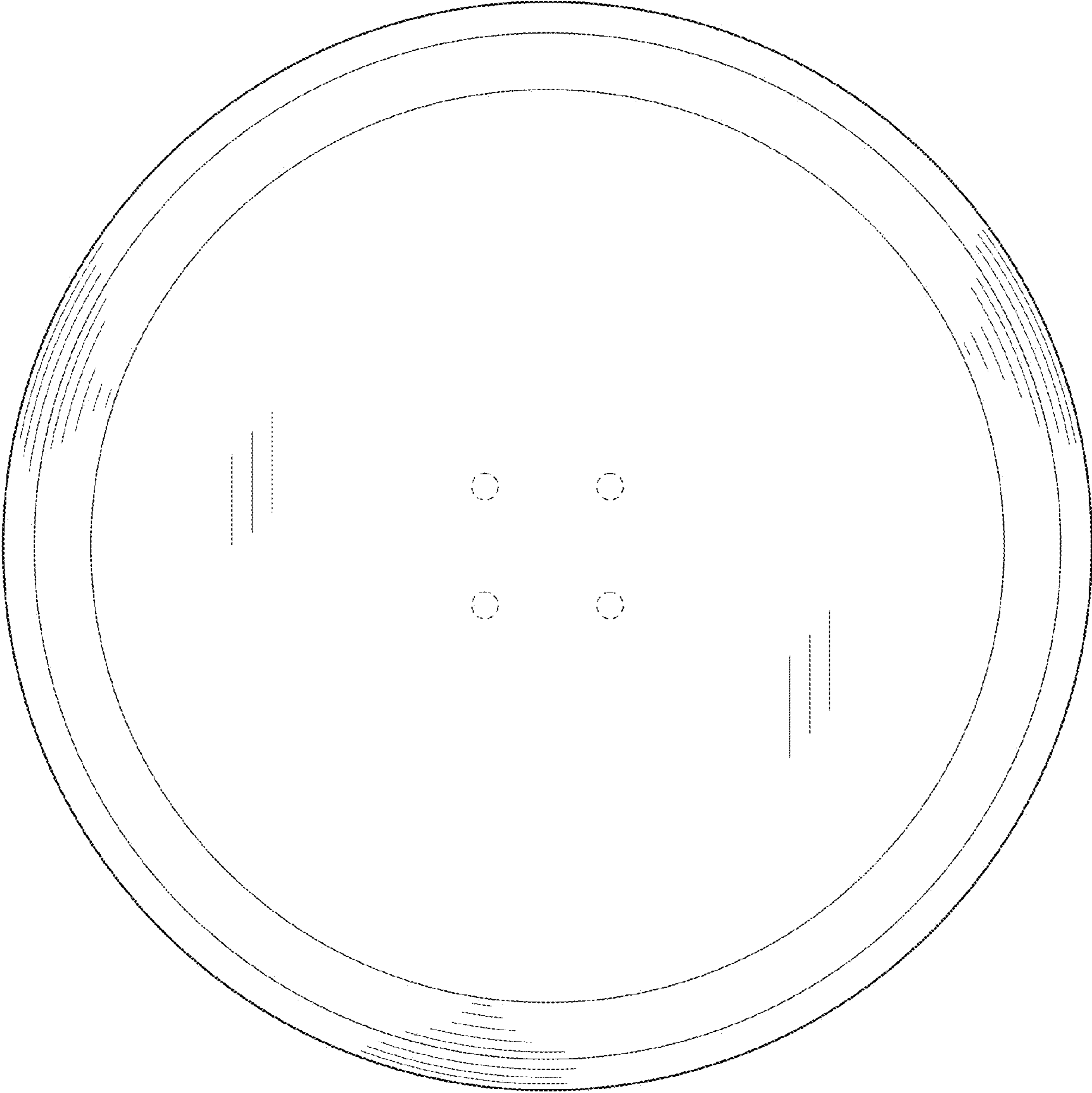


FIG. 8

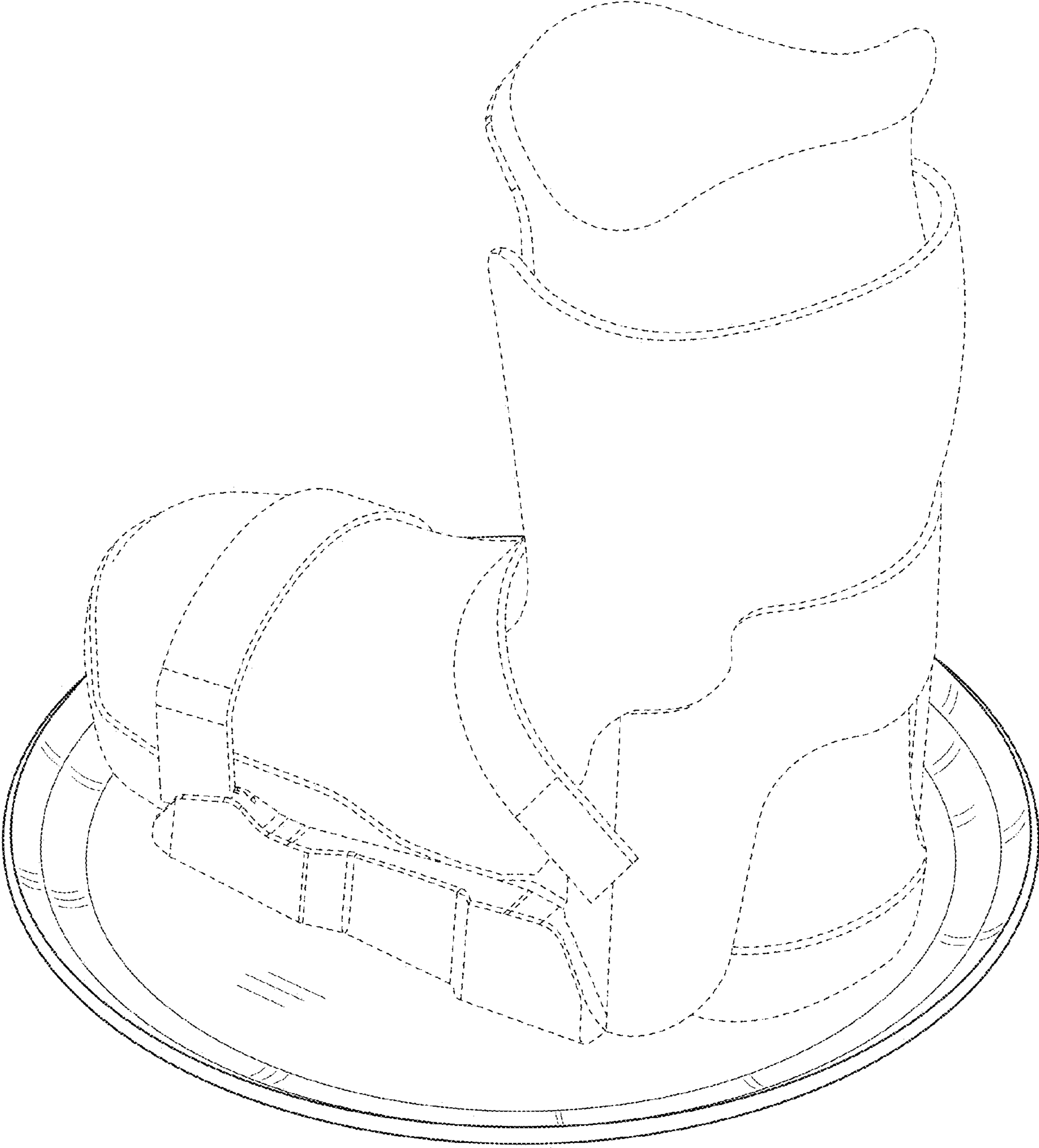


FIG. 9