



US00D881994S

(12) **United States Design Patent**  
**Bankhead**

(10) **Patent No.:** **US D881,994 S**

(45) **Date of Patent:** **\*\* Apr. 21, 2020**

- (54) **HOPSCOTCH PLAY MAT**
- (71) Applicant: **Deborah Bankhead**, Jackson, MS (US)
- (72) Inventor: **Deborah Bankhead**, Jackson, MS (US)
- (\*\*) Term: **15 Years**
- (21) Appl. No.: **29/676,322**
- (22) Filed: **Jan. 10, 2019**
- (51) **LOC (12) Cl.** ..... **21-01**
- (52) **U.S. Cl.**  
USPC ..... **D21/360**
- (58) **Field of Classification Search**  
USPC ..... D21/300, 334, 335, 350, 360, 363, 365,  
D21/370, 385-389, 392, 397  
CPC ..... A63B 6/00; A63B 5/00; A63B 5/22  
See application file for complete search history.

- D384,703 S \* 10/1997 Chuang ..... A63F 9/0001  
D21/360
- 5,839,976 A \* 11/1998 Darr ..... A63B 5/22  
473/414
- D419,608 S \* 1/2000 Taylor ..... A63B 5/22  
D21/365
- 6,251,032 B1 \* 6/2001 Butler ..... A63B 5/00  
273/DIG. 24
- D446,627 S \* 8/2001 Palmer, Jr. .... D1/110
- D638,069 S \* 5/2011 Rodriguez ..... A63B 5/00  
D21/365

\* cited by examiner

*Primary Examiner* — George D. Kirschbaum  
*Assistant Examiner* — Joseph J Kukella  
 (74) *Attorney, Agent, or Firm* — Sanchelima &  
 Associates, P.A.; Christian Sanchelima; Jesus Sanchelima

(56) **References Cited**

U.S. PATENT DOCUMENTS

- D94,077 S \* 12/1934 Eddy ..... D21/365
- D174,039 S \* 2/1955 Gould ..... D21/360
- 3,139,281 A \* 6/1964 Nicholson ..... A63B 5/22  
473/414
- 3,515,385 A \* 6/1970 Gunderson ..... A63B 5/22  
473/414
- 4,733,864 A \* 3/1988 Casteel ..... A63F 9/0001  
273/DIG. 27
- 5,156,409 A \* 10/1992 Barnes ..... A63B 5/22  
273/444
- D367,680 S \* 3/1996 Abbott ..... D21/335
- 5,609,340 A \* 3/1997 Chuang ..... A63F 9/305  
273/448


(57) **CLAIM**

The ornamental design for a hopscotch play mat, as shown and described.

**DESCRIPTION**

FIG. 1 is an isometric top view of a hopscotch play mat showing my new design;  
 FIG. 2 is a front view thereof;  
 FIG. 3 is a rear view thereof;  
 FIG. 4 is a left side view thereof;  
 FIG. 5 is a right side view thereof;  
 FIG. 6 is a top view thereof; and,  
 FIG. 7 is a bottom view thereof showing my design.

**1 Claim, 5 Drawing Sheets**






FIG. 1




FIG. 2




FIG. 3



FIG. 4



FIG. 5




FIG. 6




FIG. 7