



US00D881983S

(12) **United States Design Patent**
Johnson

(10) **Patent No.:** **US D881,983 S**

(45) **Date of Patent:** **** Apr. 21, 2020**

(54) **DRUM STICK**

(71) Applicant: **Pete Brian Johnson**, Austin, TX (US)

(72) Inventor: **Pete Brian Johnson**, Austin, TX (US)

(**) Term: **15 Years**

(21) Appl. No.: **29/642,424**

(22) Filed: **Mar. 29, 2018**

(51) **LOC (12) Cl.** **17-04**

(52) **U.S. Cl.**
USPC **D17/22**

(58) **Field of Classification Search**

USPC D17/22, 24, 99; D21/405, 406

CPC G10D 13/00; G10D 13/003; G10D 13/02;

G10D 13/06; G10D 17/00; G10G 7/00;

G10H 3/146; G10H 3/24

See application file for complete search history.

(56) **References Cited**

U.S. PATENT DOCUMENTS

2,728,257 A * 12/1955 Pochobradsky A46B 9/08
84/422.4

3,608,419 A * 9/1971 Russell G10D 13/003
84/422.4

D245,941 S * 9/1977 Loftus D17/22

4,535,671 A * 8/1985 Stromberg G10D 13/003
84/422.4

4,570,527 A * 2/1986 Pruitt G10D 13/003
84/422.4

D393,276 S * 4/1998 Alvarado 84/422.4

D436,616 S * 1/2001 Kaiser 84/422.4

D449,849 S * 10/2001 Zbrzezny D17/22

2006/0081117 A1* 4/2006 Rundle G10D 13/003
84/422.1

2019/0266983 A1* 8/2019 Mayo G10D 13/003

* cited by examiner

Primary Examiner — R. Johnson

(74) *Attorney, Agent, or Firm* — Dunlap Bennett &
Ludwig PLLC

(57) **CLAIM**

The ornamental design for a drum stick, as shown and described.

DESCRIPTION

FIG. 1 is a front perspective view of a drum stick, showing my new design;

FIG. 2 is a front elevation view thereof, the rear elevation view being a mirror image thereof;

FIG. 3 is a left elevation view thereof, the right elevation view being a mirror image thereof;

FIG. 4 is a top plan view thereof; and,

FIG. 5 is a bottom plan view thereof.

The broken lines shown in the drawings depict portions of the drum stick that form no part of the claimed design.

1 Claim, 2 Drawing Sheets

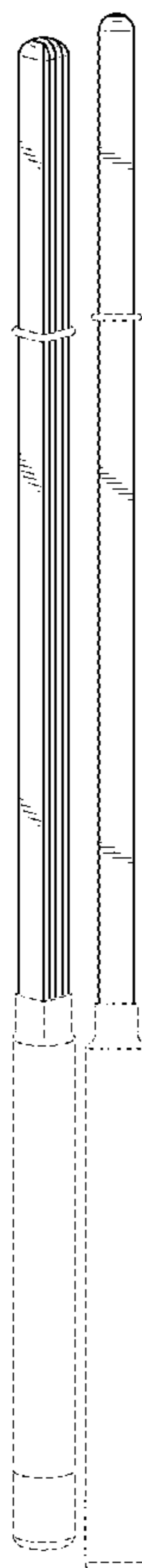


FIG. 1

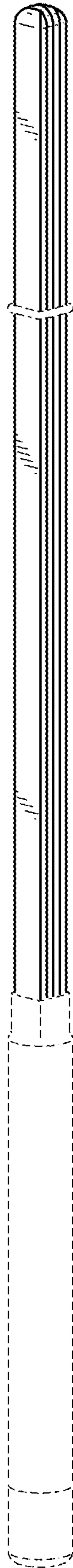


FIG. 2

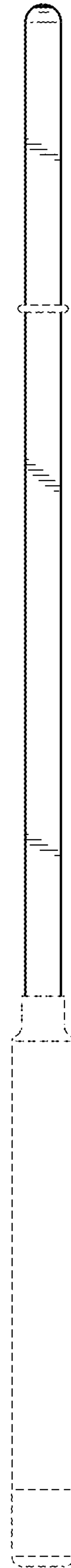


FIG. 3

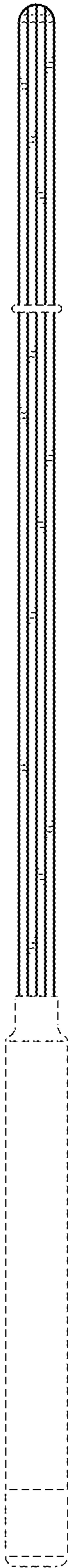


FIG. 4



FIG. 5