



US00D881935S

(12) **United States Design Patent**
Samanta et al.

(10) **Patent No.:** **US D881,935 S**
(45) **Date of Patent:** **** Apr. 21, 2020**

(54) **DISPLAY SCREEN OR PORTION THEREOF WITH ANIMATED GRAPHICAL USER INTERFACE**

D603,421 S 11/2009 Ebeling et al.
D704,734 S 5/2014 Wafapoor
D711,896 S 8/2014 Hanson et al.

(Continued)

(71) Applicant: **salesforce.com, inc.**, San Francisco, CA (US)

(72) Inventors: **Anwasha Samanta**, Fremont, CA (US); **Edouard Picot**, San Francisco, CA (US); **Joseph Veltkamp**, San Francisco, CA (US)

(73) Assignee: **salesforce.com, inc.**, San Francisco, CA (US)

(**) Term: **15 Years**

(21) Appl. No.: **29/675,638**

(22) Filed: **Jan. 4, 2019**

Related U.S. Application Data

(63) Continuation of application No. 29/626,770, filed on Nov. 20, 2017, now Pat. No. Des. 838,728.

(51) **LOC (12) Cl.** **14-04**

(52) **U.S. Cl.**
USPC **D14/488**

(58) **Field of Classification Search**
USPC D14/485-495; D20/11; D21/324, 325
CPC G06F 3/048; G06F 3/0481; G06F 3/04817; G06F 3/0482; G06F 3/0483; G06F 3/04842; G06F 3/0485; G06F 3/04855; G06F 3/0486; G06F 3/0488; G06F 3/04886; G06F 9/4443; G06F 17/211; G06F 17/212; G10H 1/0008; G06Q 40/02
See application file for complete search history.

(56) **References Cited**

U.S. PATENT DOCUMENTS

5,812,688 A * 9/1998 Gibson G10H 1/0008 381/119
D582,935 S * 12/2008 Lee D14/486

OTHER PUBLICATIONS

“JavaScript Tutorial—HTML5 Canvas—add remove circles control—hit & reflect animation—part 54” Sep. 29, 2013, posted at youtube.com, [site visited Sep. 26, 2019]. https://www.youtube.com/watch?v=U_jWru6WUk8.*

(Continued)

Primary Examiner — Jack Reickel

Assistant Examiner — John M Otte

(74) *Attorney, Agent, or Firm* — Sterne, Kessler, Goldstein & Fox P.L.L.C.

(57) **CLAIM**

The ornamental design for a display screen or portion thereof with animated graphical user interface, as shown and described.

DESCRIPTION

FIG. 1 is a front view of a display screen or portion thereof with animated graphical user interface showing a first image of the claimed design;

FIG. 2 is a second image thereof;

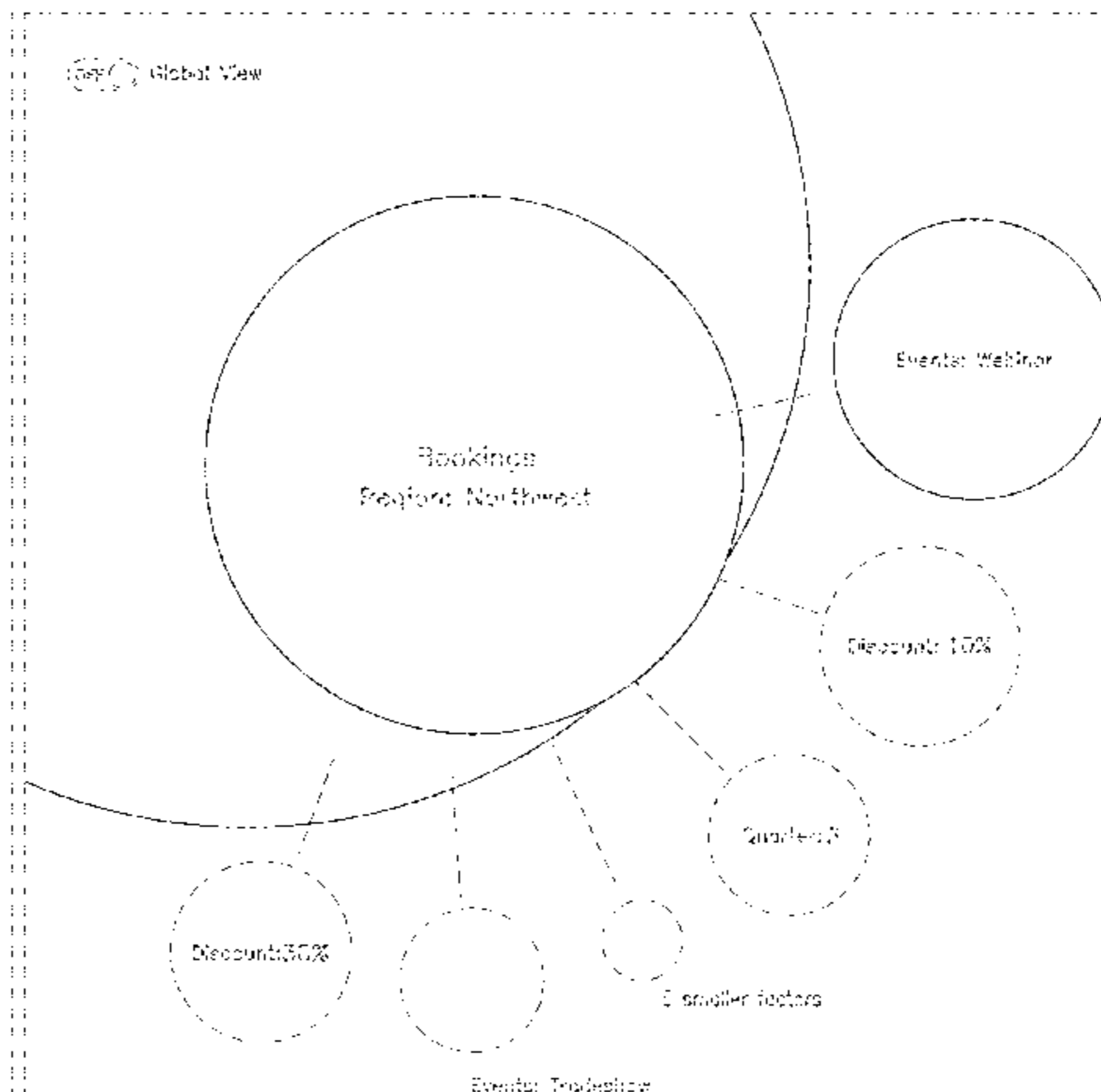
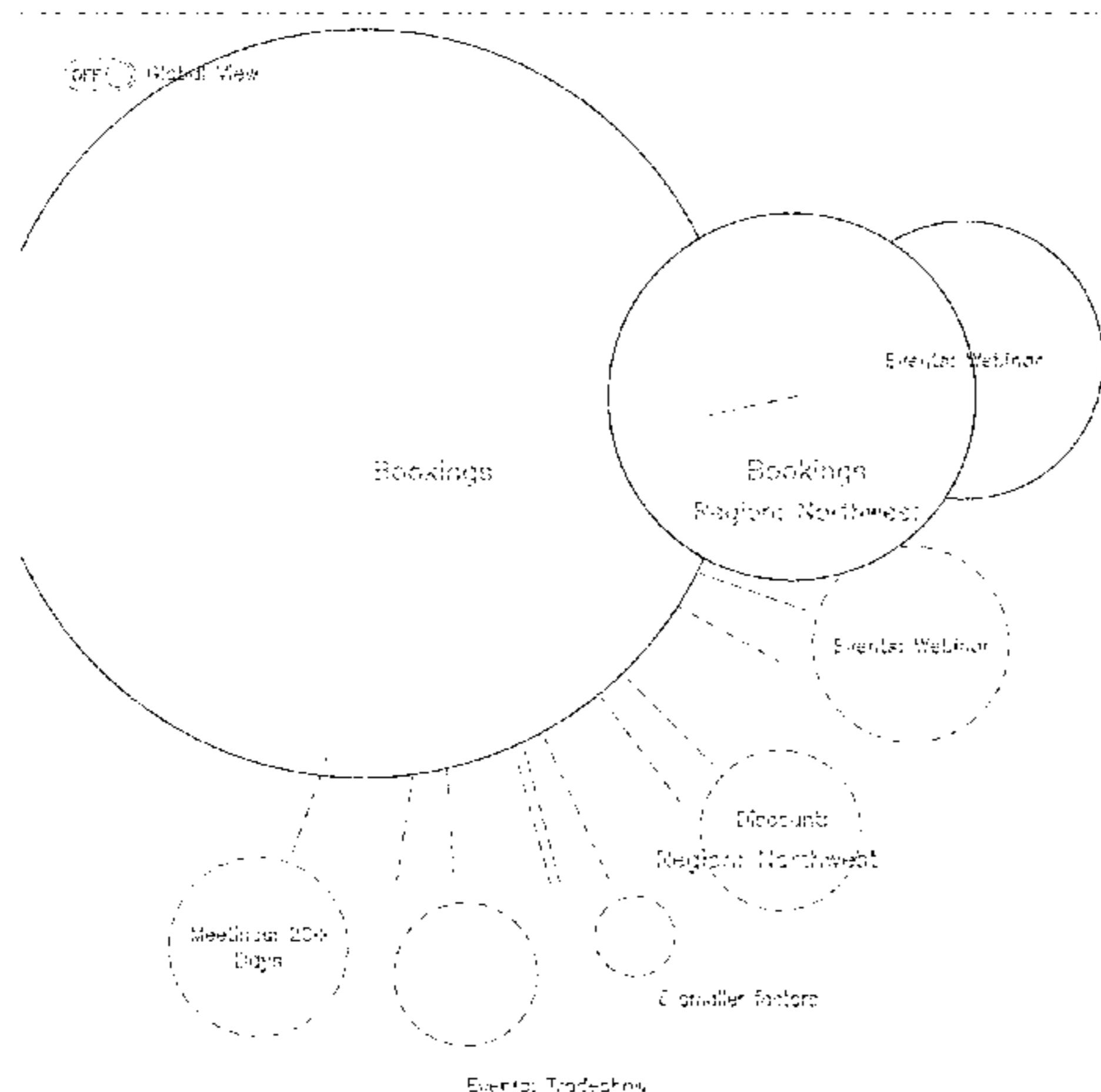
FIG. 3 is a third image thereof; and,

FIG. 4 is a fourth image thereof.

The outermost broken lines in the figures show a display screen or portion thereof, and form no part of the claimed design. The other broken lines in the figures show portions of the animated graphical user interface that form no part of the claimed design.

The appearance of the animated image sequentially transitions between the images shown in FIGS. 1-4. The process or period in which one image transitions to another forms no part of the claimed design.

1 Claim, 4 Drawing Sheets



(56)

References Cited

U.S. PATENT DOCUMENTS

D737,319 S * 8/2015 Cavander D14/489
 D746,859 S 1/2016 Sabia et al.
 D752,083 S * 3/2016 Caldwell D14/486
 D759,682 S * 6/2016 Myung D14/485
 D760,769 S 7/2016 Ishii et al.
 D762,709 S 8/2016 Hsieh et al.
 D763,278 S 8/2016 Cavander et al.
 D763,306 S 8/2016 Lee et al.
 D767,619 S 9/2016 Lin
 D768,151 S 10/2016 Yoo et al.
 D785,036 S * 4/2017 Jung D14/487
 D788,810 S 6/2017 Kim
 D794,670 S 8/2017 Lee et al.
 D801,384 S * 10/2017 Jeon D14/489
 D801,998 S * 11/2017 Im D14/486
 D805,535 S 12/2017 Danielyan et al.
 D812,093 S 3/2018 Rapp
 D813,249 S * 3/2018 Dzmitryevich D14/485
 D820,877 S 6/2018 Inman et al.
 D822,054 S * 7/2018 Persson D14/487
 D834,038 S 11/2018 Kim
 D838,728 S 1/2019 Samanta et al.
 D857,048 S * 8/2019 Anzures D14/486

2009/0276724 A1* 11/2009 Rosenthal G06F 3/0482
 715/771
 2010/0268426 A1 10/2010 Pathak et al.
 2010/0333029 A1* 12/2010 Smith G06F 3/0486
 715/834
 2014/0236789 A1 8/2014 Caldwell

OTHER PUBLICATIONS

“Bubble chart” Apr. 29, 2016, posted at dharminster.dhanda.com, [site visited Sep. 26, 2019]. <http://dharminster.dhanda.com.au/blog/charts/bubble-chart-2>.
 Stark, Tony, “Immersion,” <<https://immersion.media.mit.edu/demo>>, dated Jan. 4, 2007.
 “How to remove the outer circle in D3 bubble chart,” posted at stackoverflow.com, Dec. 17, 2014, <https://stackoverflow.com/questions/27497436/how-to-remove-the-outer-circle-in-d3-bubble-chart>.
 “Bubble chart,” posted at dharminster.dhanda.com, Apr. 29, 2016 <http://dharminster.dhanda.com.au/blog/charts/bubble-chart-2>.
 Cox, James, “3 Things You Haven’t Heard From Salesforce.com,” posted at wall-street.com, Jan. 19, 2017, <https://wall-street.com/3-things-havent-heard-salesforce-com>.

* cited by examiner

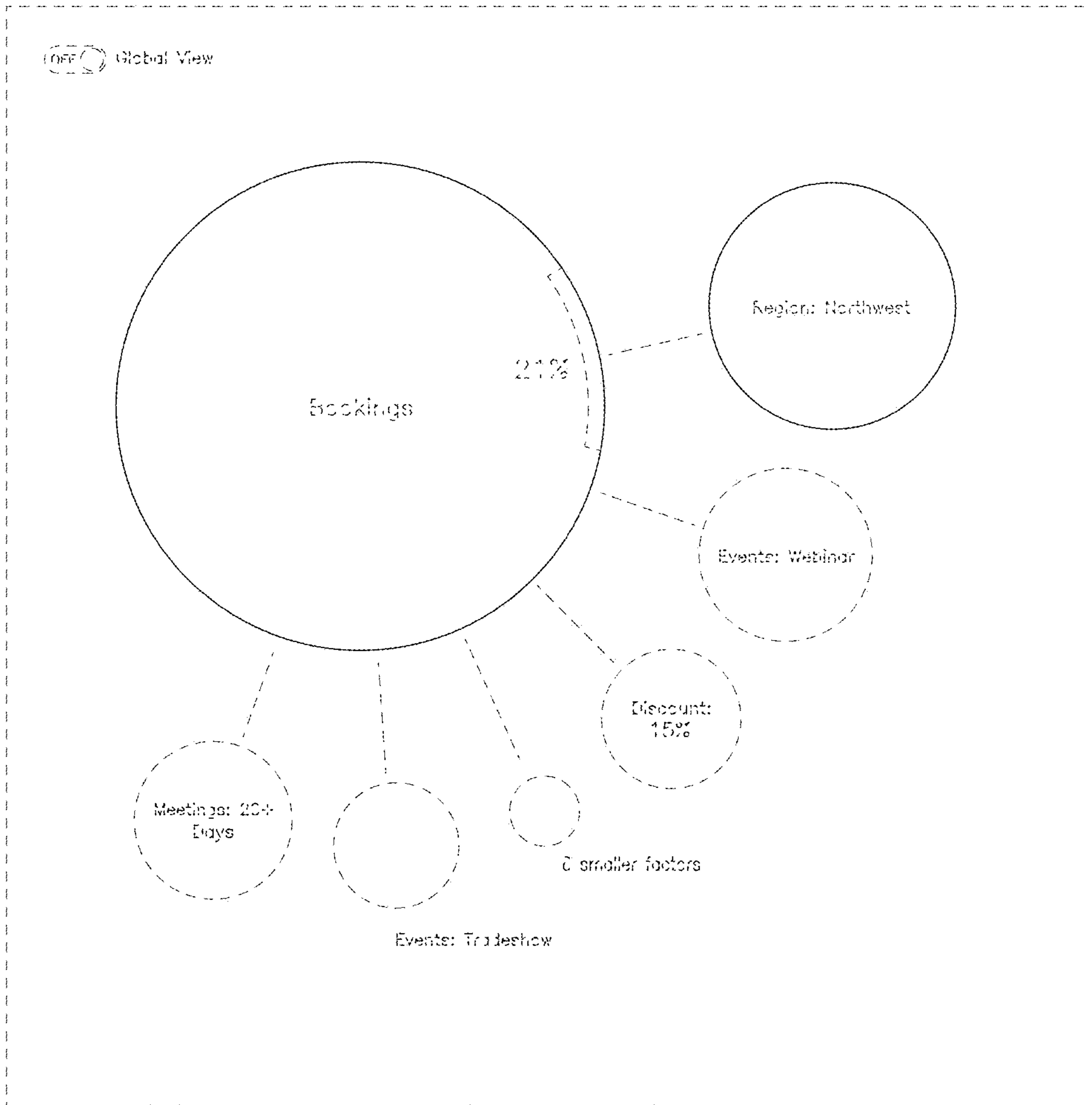


FIG. 1

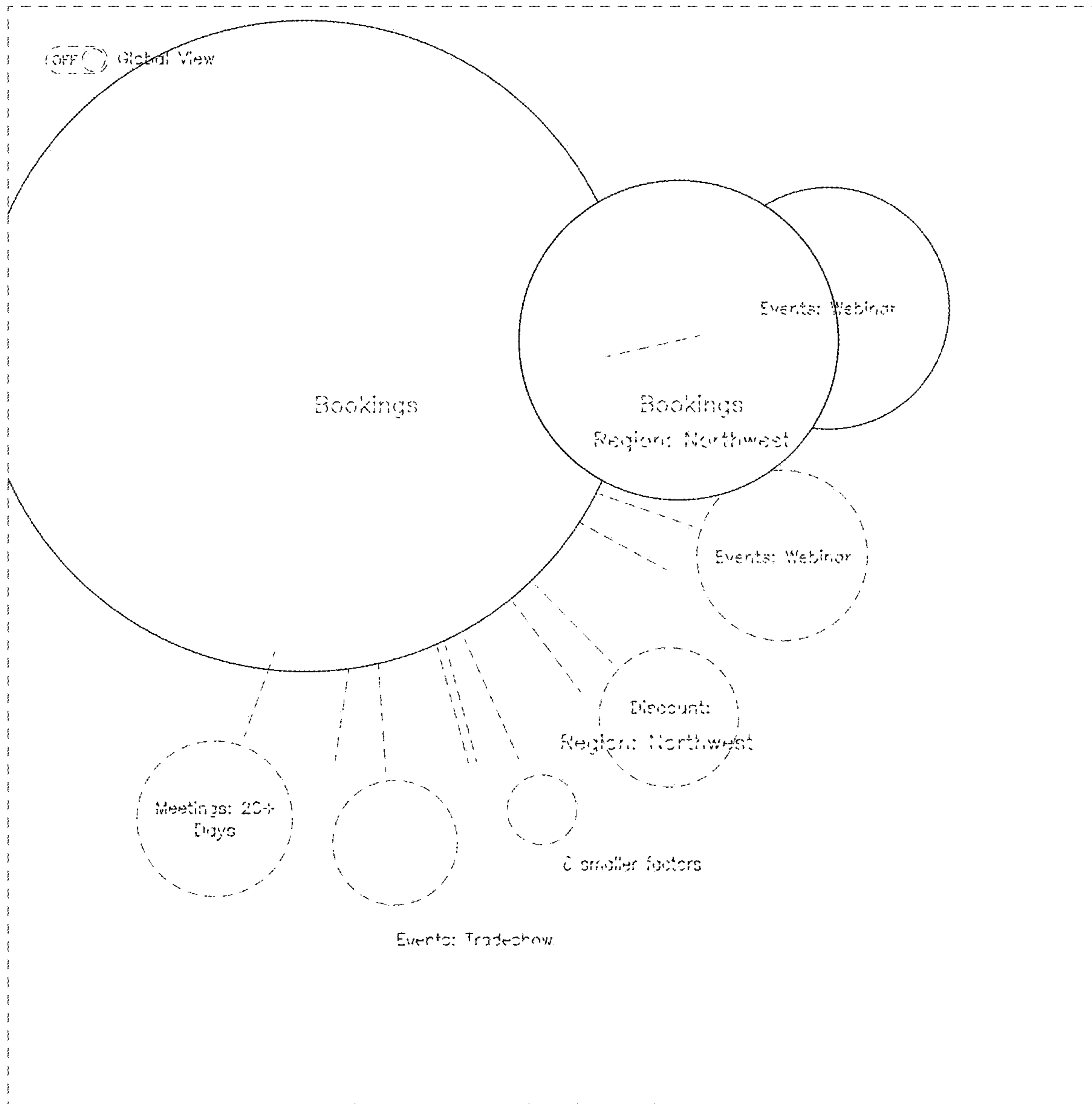


FIG. 2

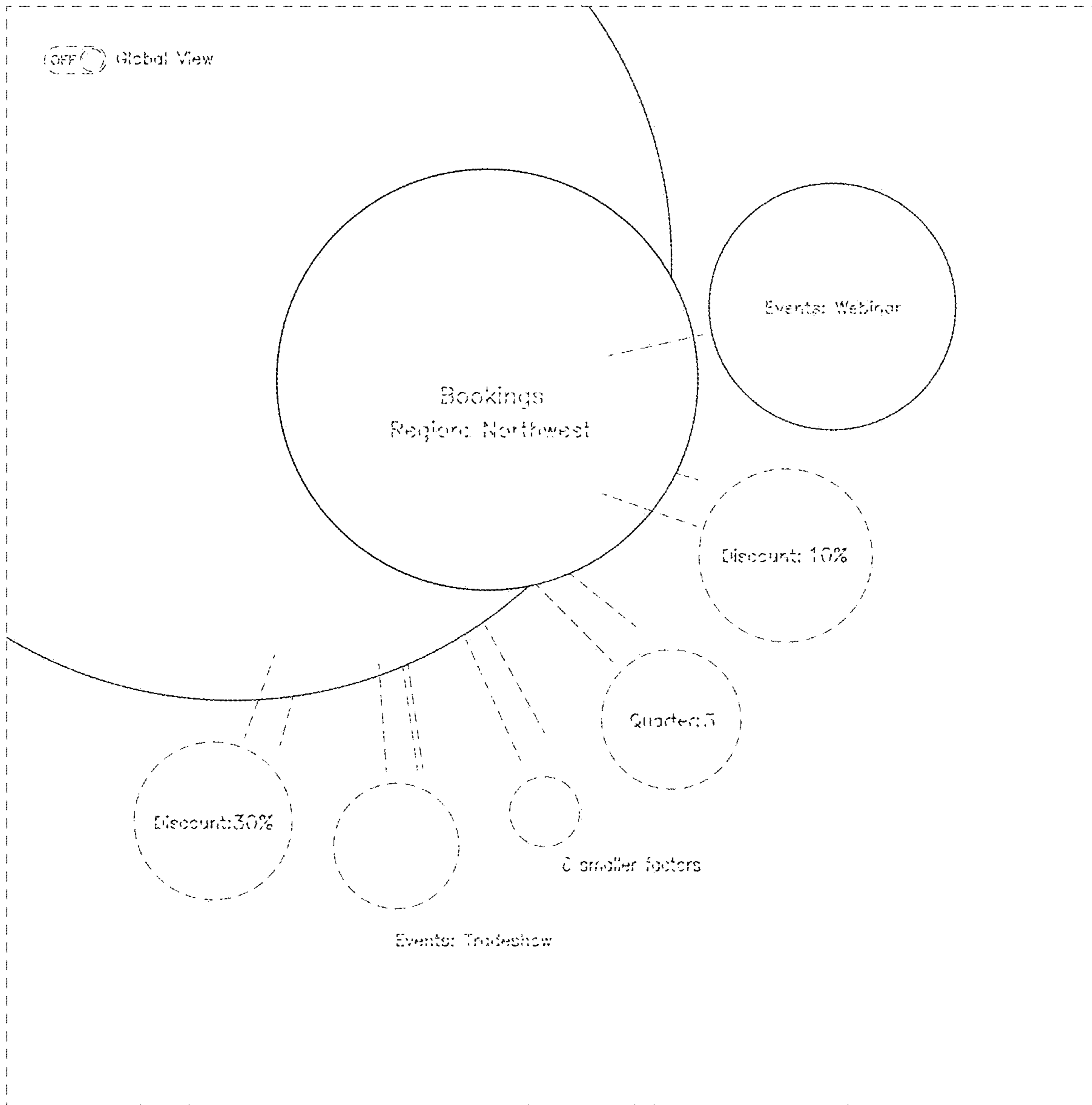


FIG. 3

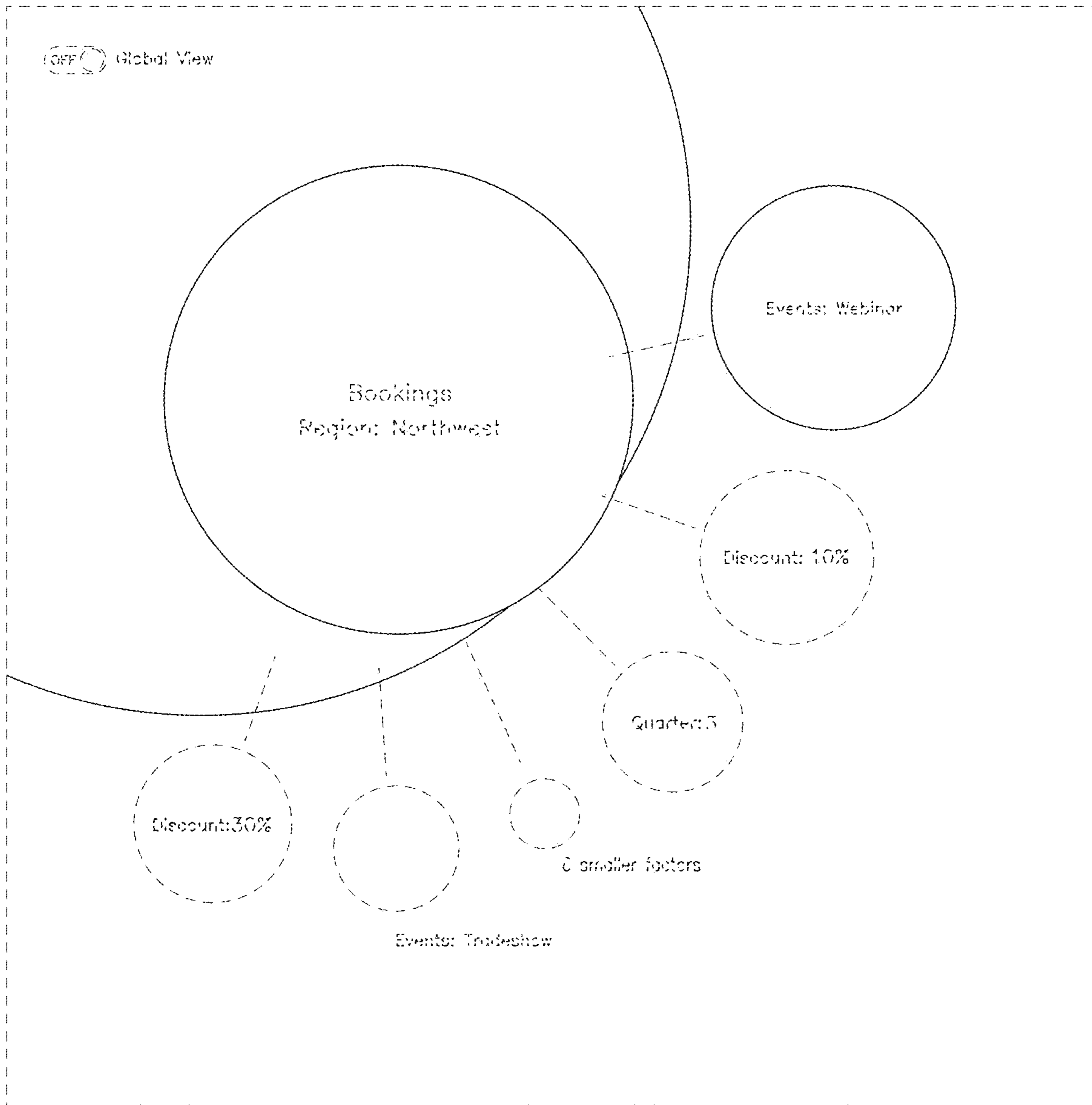


FIG. 4