



US00D881893S

(12) **United States Design Patent**
Zanxiang

(10) **Patent No.:** **US D881,893 S**
(45) **Date of Patent:** **** Apr. 21, 2020**

- (54) **MONKEY BUMPER CASE**
- (71) Applicant: **Li Zanxiang**, Shenzhen (CN)
- (72) Inventor: **Li Zanxiang**, Shenzhen (CN)
- (**) Term: **15 Years**
- (21) Appl. No.: **29/649,439**
- (22) Filed: **May 30, 2018**
- (51) **LOC (12) Cl.** **14-02**
- (52) **U.S. Cl.**
USPC **D14/440**
- (58) **Field of Classification Search**
USPC 206/320, 45.23, 45.2; D14/440, 447,
D14/250; 361/679.55; 294/25; 224/218
See application file for complete search history.

- D725,659 S * 3/2015 Tussy D14/440
- D727,917 S * 4/2015 Yeo D14/440
- D733,154 S * 6/2015 Armstrong D14/440
- D741,335 S * 10/2015 Bastian D14/440
- D747,321 S * 1/2016 London D14/440
- D749,592 S * 2/2016 Huang D14/440
- D752,052 S * 3/2016 Park D14/440
- D763,853 S * 8/2016 Pearce D14/440
- D765,085 S * 8/2016 Moore D14/440
- 9,407,743 B1 * 8/2016 Hirshberg H04M 1/04

(Continued)

Primary Examiner — Cynthia R Underwood
(74) *Attorney, Agent, or Firm* — Greg M. Popowitz;
Assouline & Berlowe, P.A.

(57) **CLAIM**

The ornamental design for a monkey bumper case, as shown and described.

DESCRIPTION

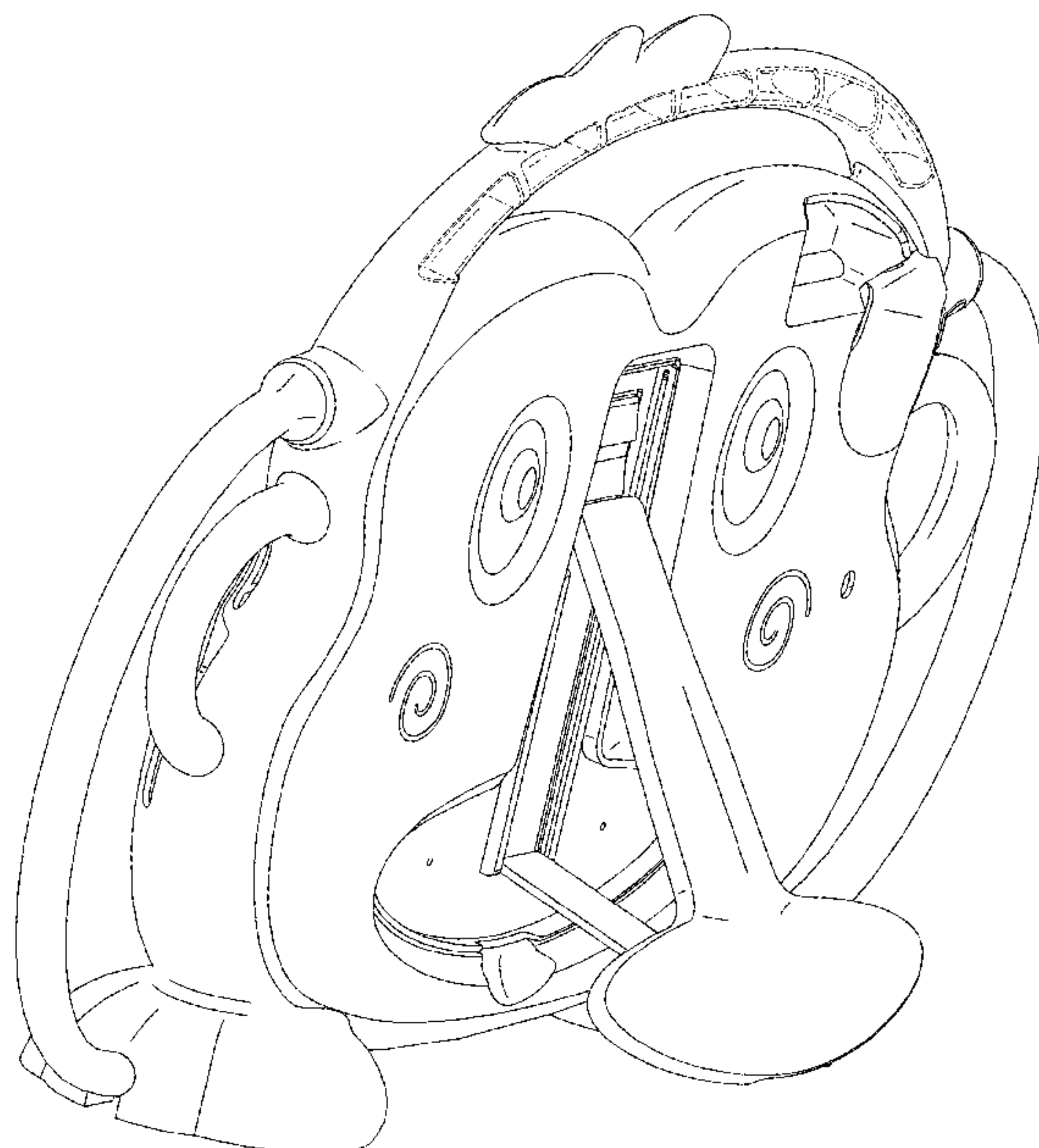
FIG. 1 is a rear perspective view of a first embodiment of a monkey bumper case with a stand in the open position; FIG. 2 is a rear perspective view thereof with the stand in a closed position; FIG. 3 is a front view thereof with the stand in a closed position; FIG. 4 is a back side view thereof with the stand in a closed position; FIG. 5 is a right side view thereof with the stand in a closed position; FIG. 6 is a left view thereof with the stand in a closed position; FIG. 7 is a bottom view thereof with the stand in a closed position; and, FIG. 8 is a top view thereof with the stand in a closed position. The broken lines depict environmental structure and form no part of the claim.

(56) **References Cited**

U.S. PATENT DOCUMENTS

- 6,726,070 B2 * 4/2004 Lautner A44C 5/0007
224/221
- D492,303 S * 6/2004 Schlieffers D14/341
- D591,801 S * 5/2009 Mak D21/469
- D594,004 S * 6/2009 Takemasa D14/341
- D611,467 S * 3/2010 Gou D14/315
- D613,285 S * 4/2010 Grant D14/341
- D626,123 S * 10/2010 Peng D14/324
- D676,449 S * 2/2013 Probst D14/440
- D685,376 S * 7/2013 Kim D14/439
- D689,056 S * 9/2013 Li D14/440
- D690,704 S * 10/2013 Padilla D14/440
- D691,144 S * 10/2013 Peters D14/440
- D694,246 S * 11/2013 Park D14/440
- D703,672 S * 4/2014 Kim D14/440
- 8,690,210 B1 * 4/2014 May A45F 5/00
224/217
- D712,412 S * 9/2014 Bleau D14/440
- D721,075 S * 1/2015 Toda D14/342
- D721,376 S * 1/2015 Lee D14/440

1 Claim, 6 Drawing Sheets



(56)

References Cited

U.S. PATENT DOCUMENTS

D766,249 S *	9/2016	Veltz	D14/440	2009/0219677 A1*	9/2009	Mori	A45F 3/14 361/679.03
D771,030 S *	11/2016	Tussy	D14/250	2011/0267748 A1*	11/2011	Lane	A45F 5/00 361/679.01
D784,350 S *	4/2017	Li	D14/440	2011/0309117 A1*	12/2011	Roberts	A45F 5/00 224/217
D794,625 S *	8/2017	Armstrong	D14/250	2012/0091312 A1*	4/2012	Baker	F16M 13/00 248/682
D797,106 S *	9/2017	Paolizzi	D14/426	2014/0054910 A1*	2/2014	Kim	H04B 1/385 294/158
D807,369 S *	1/2018	Chen	D14/440	2014/0152034 A1*	6/2014	Tussy	F16M 13/04 294/142
D843,377 S *	3/2019	Tang	D14/440	2015/0009610 A1*	1/2015	London	G06F 1/163 361/679.03
D852,200 S *	6/2019	Chan	D14/440	2015/0068934 A1*	3/2015	Armstrong	A45C 11/00 206/320
D854,022 S *	7/2019	Chen	D14/440	2015/0201743 A1*	7/2015	Erickson-Davis	A45F 5/00 224/218
D860,212 S *	9/2019	Ahn	D14/440	2017/0045920 A1*	2/2017	Armstrong	G06F 1/1669
D862,478 S *	10/2019	Ahn	D14/440				
D862,480 S *	10/2019	Chan	D14/440				
2004/0226973 A1*	11/2004	Kao	F16M 11/041 224/218				
2007/0215512 A1*	9/2007	Bellissimo	A47G 23/0625 206/557				

* cited by examiner

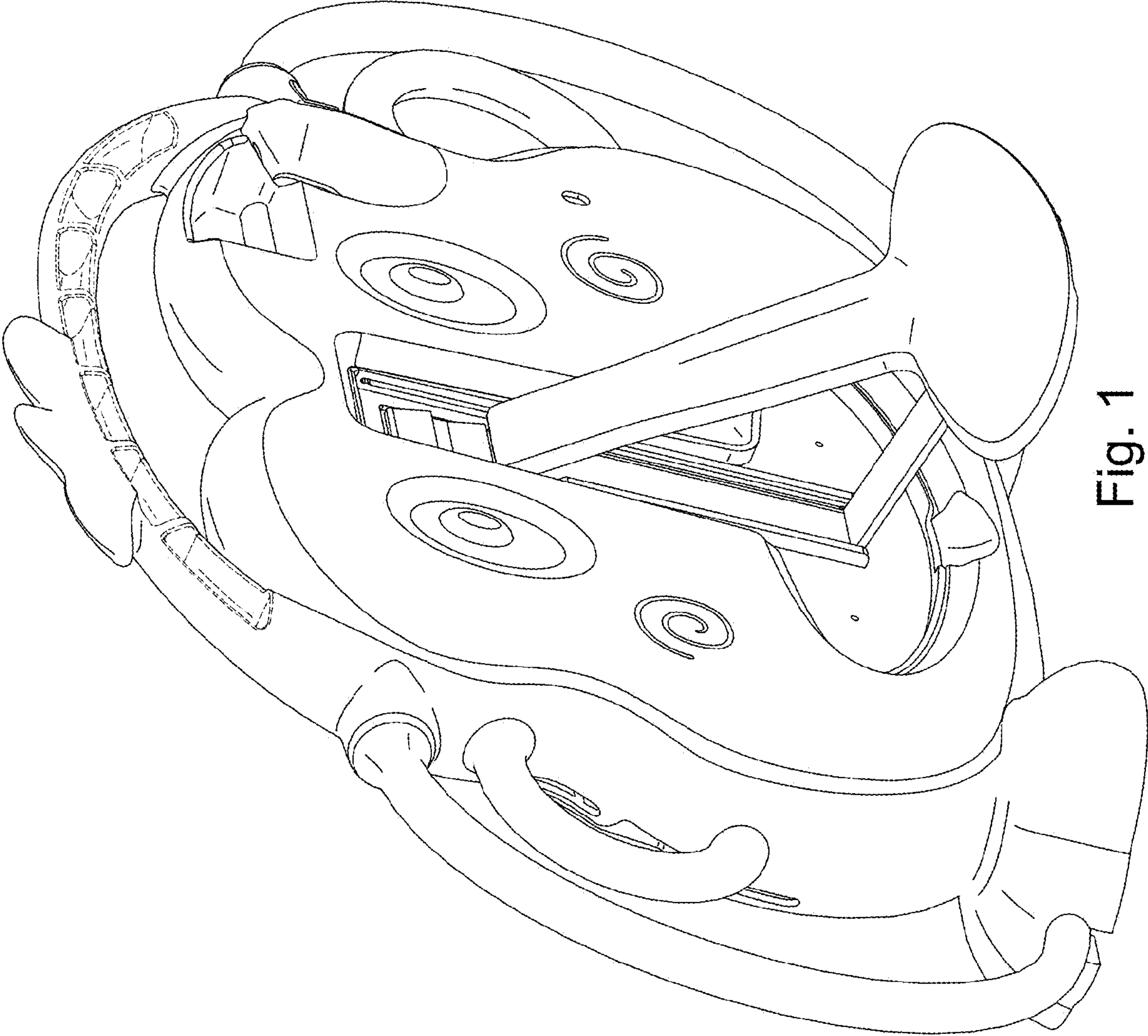


Fig. 1

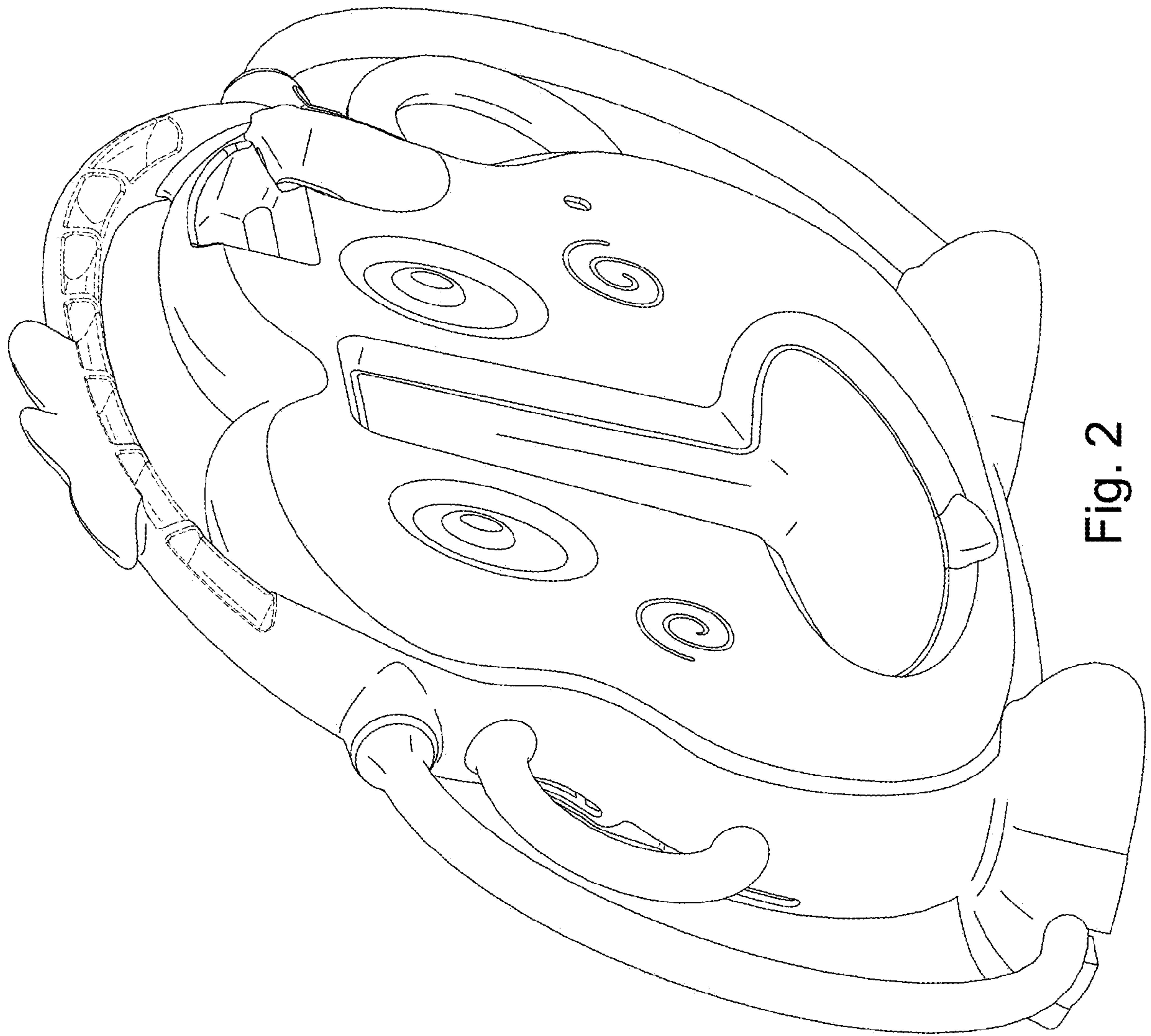


Fig. 2

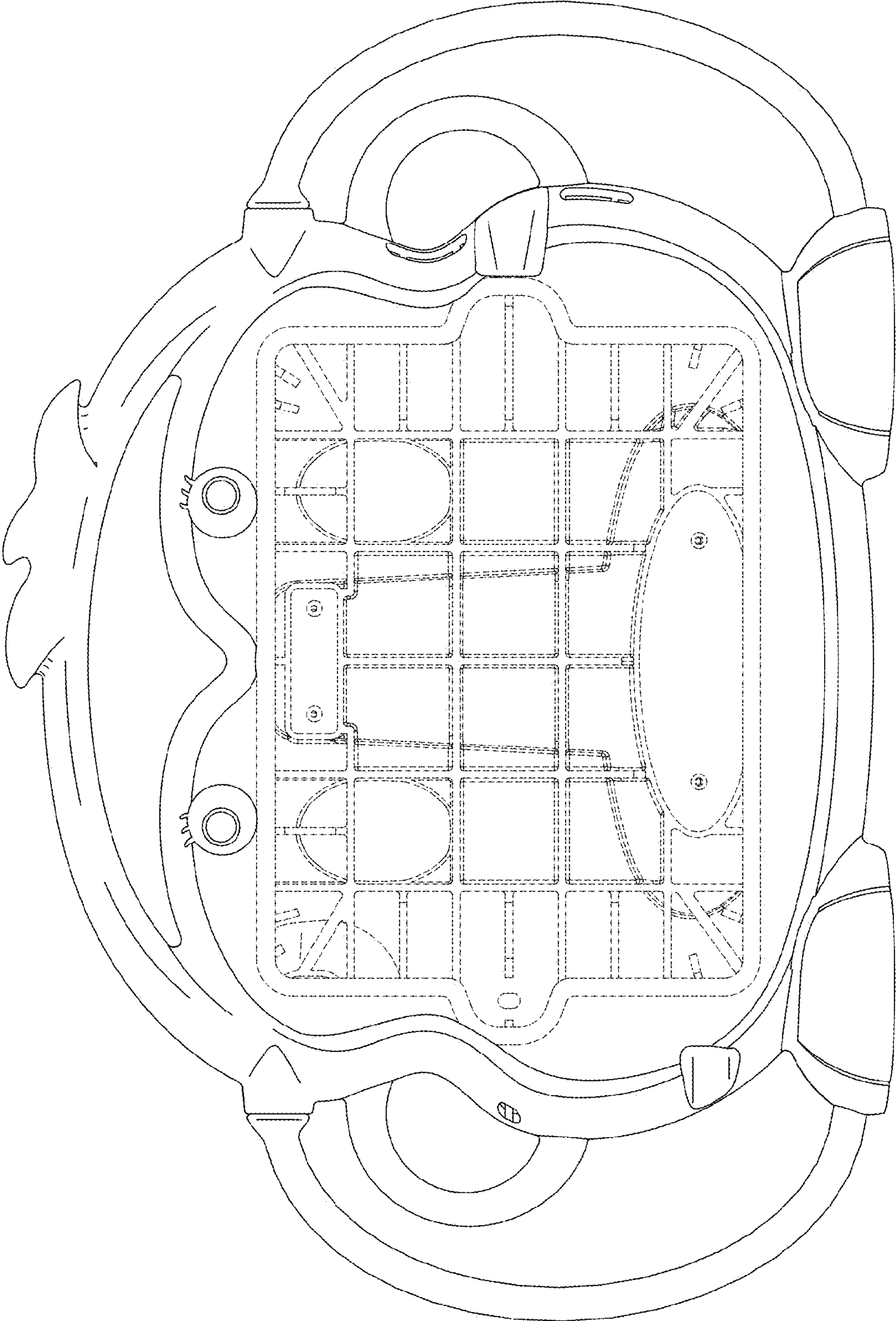


Fig. 3

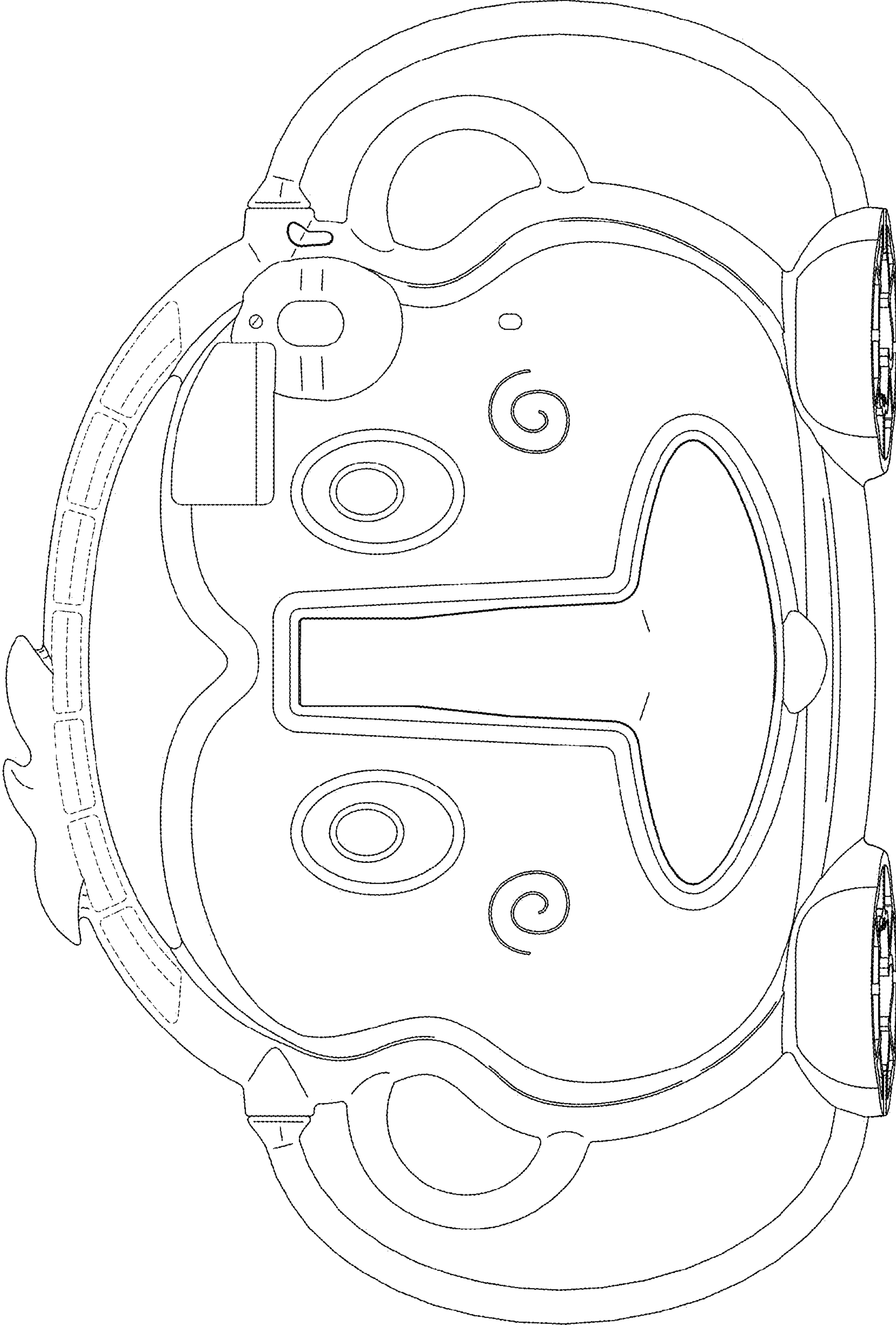


Fig. 4

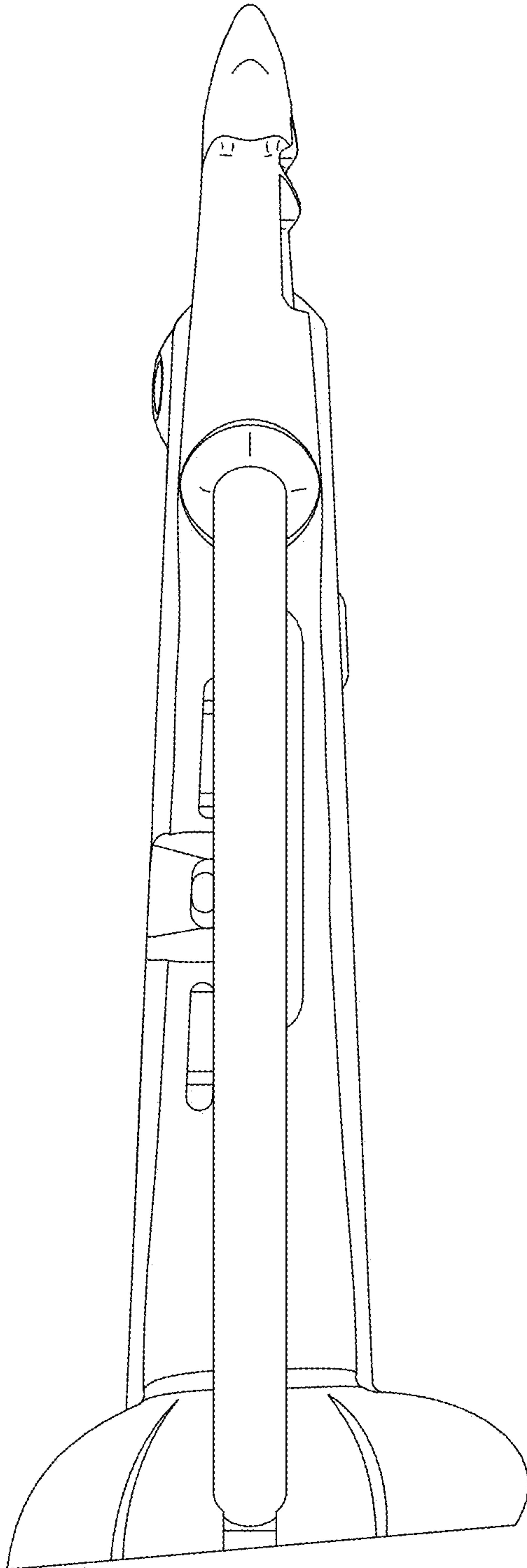


Fig. 5

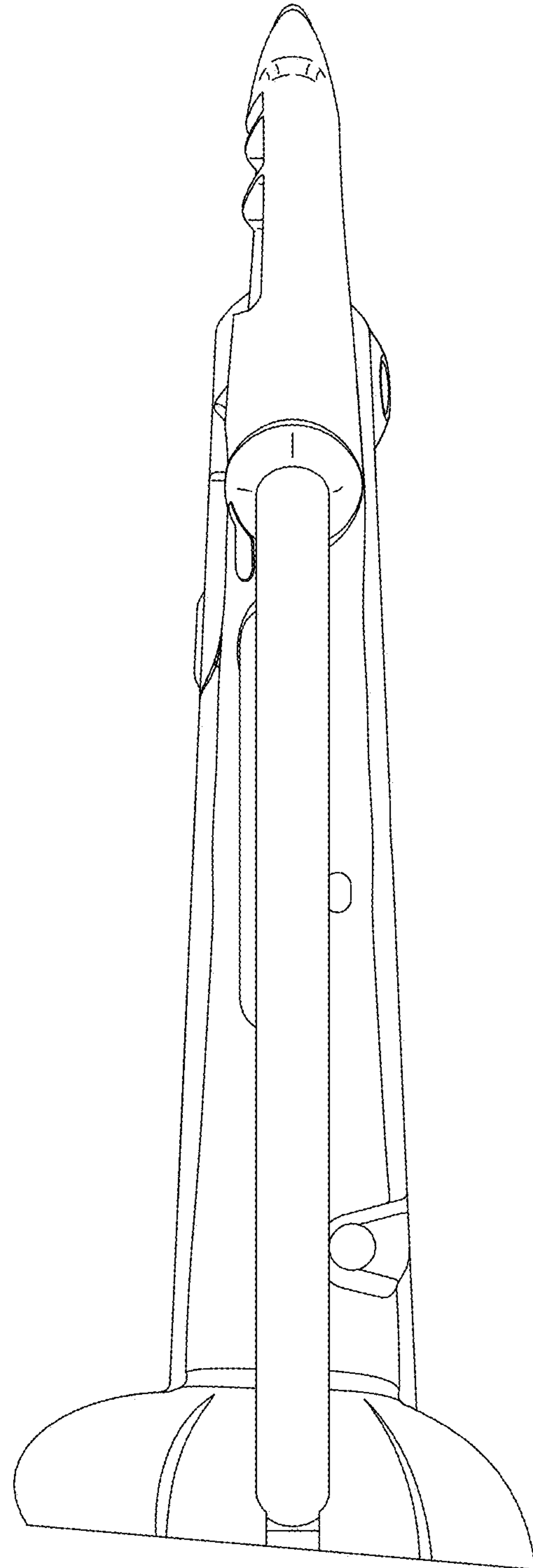


Fig. 6

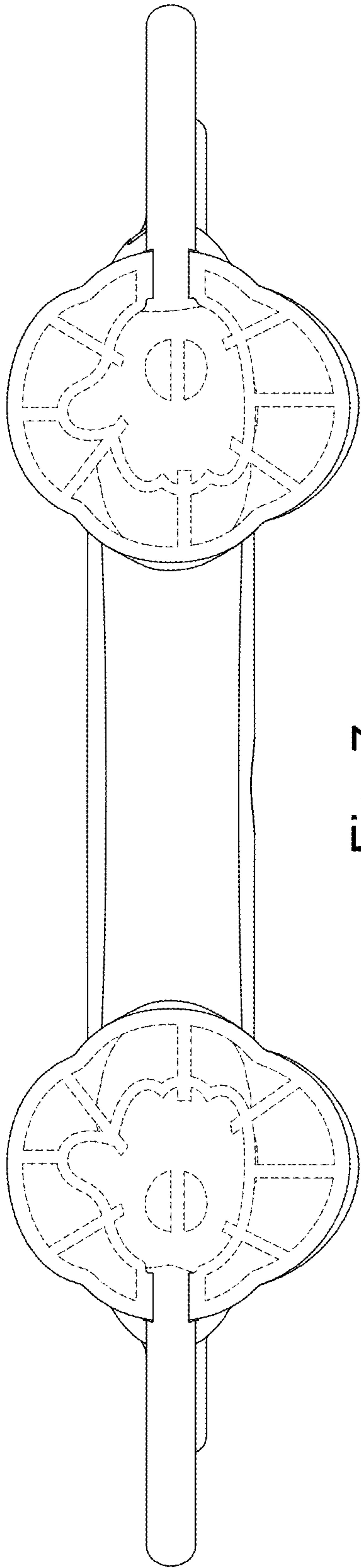


Fig. 7

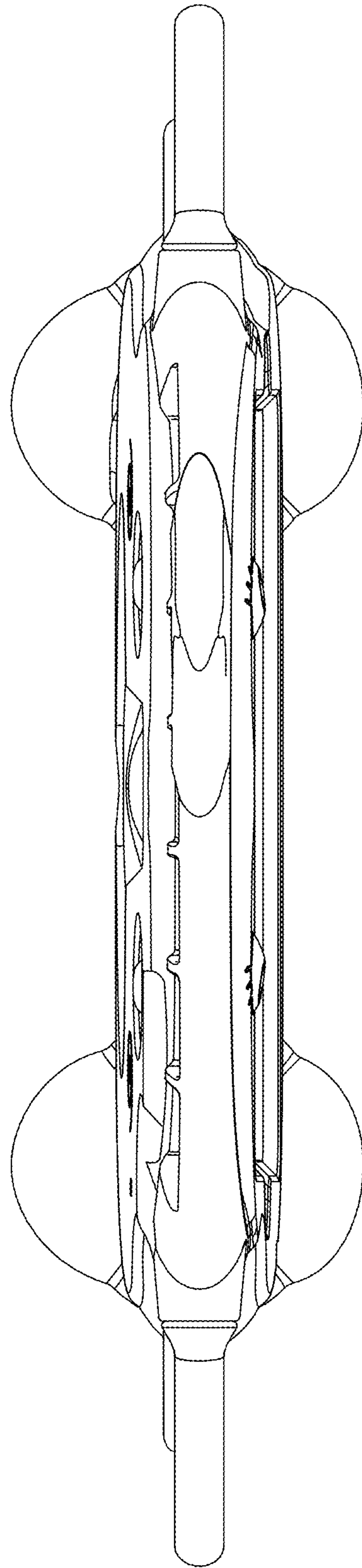


Fig. 8