



US00D881885S

(12) **United States Design Patent**  
**Zhan**

(10) **Patent No.:** **US D881,885 S**

(45) **Date of Patent:** **\*\* Apr. 21, 2020**

(54) **MOUSE**

(71) Applicant: **SHENZHEN JIA YI HONG ELECTRONIC CO., LTD.**, Shenzhen (CN)

(72) Inventor: **Fengxiong Zhan**, Shenzhen (CN)

(73) Assignee: **SHENZHEN JIA YI HONG ELECTRONIC CO., LTD.**, Shenzhen (CN)

(\*\*) Term: **15 Years**

(21) Appl. No.: **29/613,259**

(22) Filed: **Aug. 9, 2017**

(30) **Foreign Application Priority Data**

Jun. 30, 2017 (CN) ..... 2017 3 0282268

(51) **LOC (12) Cl.** ..... **14-02**

(52) **U.S. Cl.**  
USPC ..... **D14/408**

(58) **Field of Classification Search**  
USPC ..... D14/402-411, 356, 388, 389, 383-385, D14/417, 426; 345/156-167; 358/471, 358/473  
CPC ..... G06F 3/03543; G06F 2203/0333; G06F 3/039; G06F 3/038; G06F 2203/0384  
See application file for complete search history.

(56) **References Cited**

**U.S. PATENT DOCUMENTS**

D629,804 S \* 12/2010 Hoehn ..... D14/408  
D635,572 S \* 4/2011 Kujawski ..... D14/408

D651,604 S \* 1/2012 Fischer ..... D14/408  
D656,499 S \* 3/2012 Lee ..... D14/408  
D667,408 S \* 9/2012 Lim ..... D14/408  
D676,849 S \* 2/2013 Kujawski ..... D14/408  
D686,210 S \* 7/2013 Andre ..... D14/408  
D689,494 S \* 9/2013 Widiaman ..... D14/408  
D724,590 S \* 3/2015 Hwang ..... D14/408  
D725,111 S \* 3/2015 Jeong ..... D14/408  
D729,246 S \* 5/2015 Andre ..... D14/408  
D737,274 S \* 8/2015 Kuo ..... D14/408  
D738,884 S \* 9/2015 Zheng ..... D14/408  
D782,480 S \* 3/2017 Nalbandian ..... D14/408  
D803,838 S \* 11/2017 Raken ..... D14/408  
D831,651 S \* 10/2018 Bao ..... D14/408  
D833,435 S \* 11/2018 Andre ..... D14/408

\* cited by examiner

*Primary Examiner* — Austin Murphy


(57) **CLAIM**

A new, original, ornamental design for a mouse, as shown and described.

**DESCRIPTION**

FIG. 1 is a perspective view of a mouse showing the new design;  
FIG. 2 is a front side view thereof;  
FIG. 3 is a back side view thereof;  
FIG. 4 is a left side view thereof;  
FIG. 5 is a right side view thereof;  
FIG. 6 is a top view thereof; and,  
FIG. 7 is a bottom view thereof.  
The broken lines in the figures form no part of the claimed design.

**1 Claim, 4 Drawing Sheets**



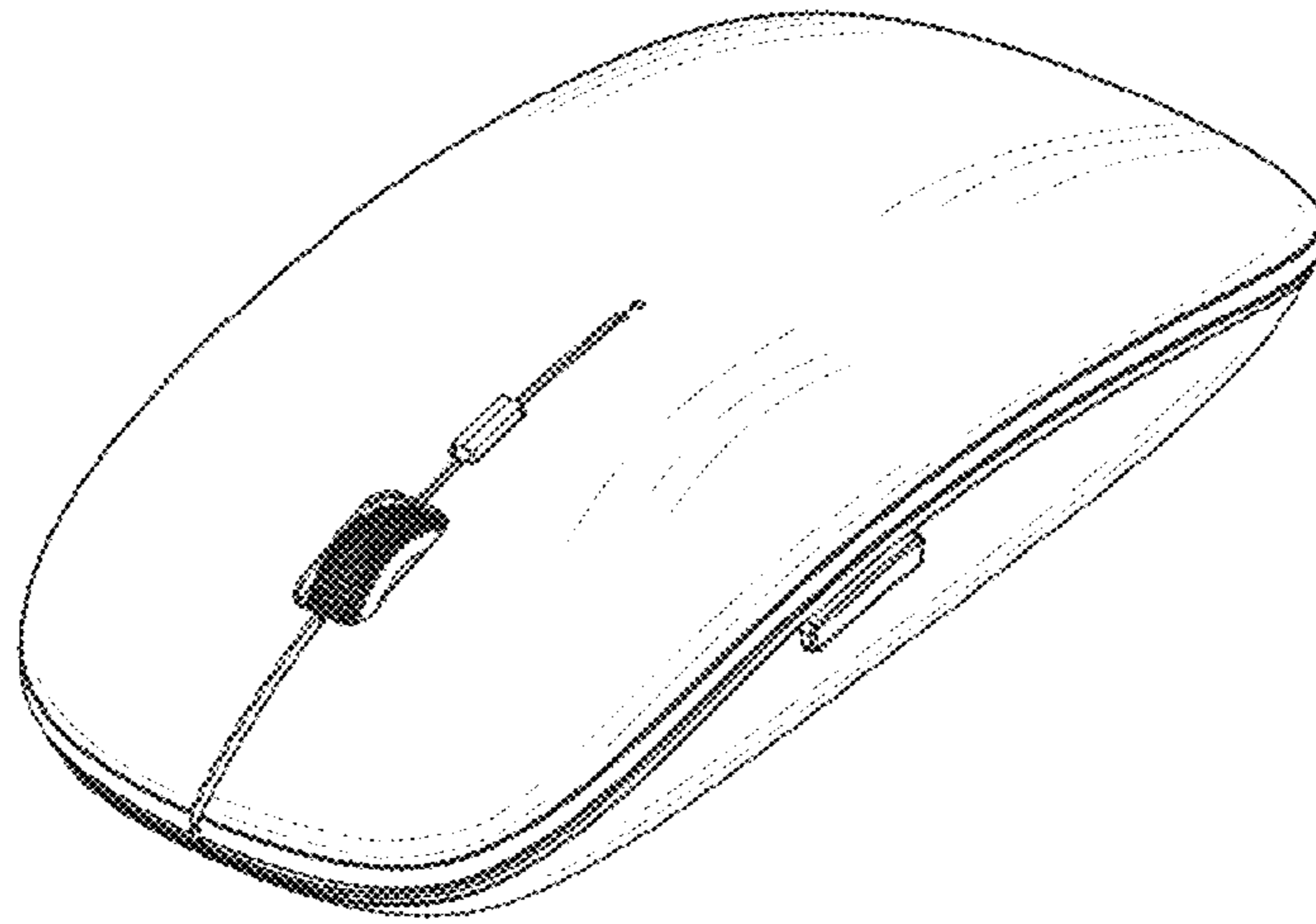


FIG. 1

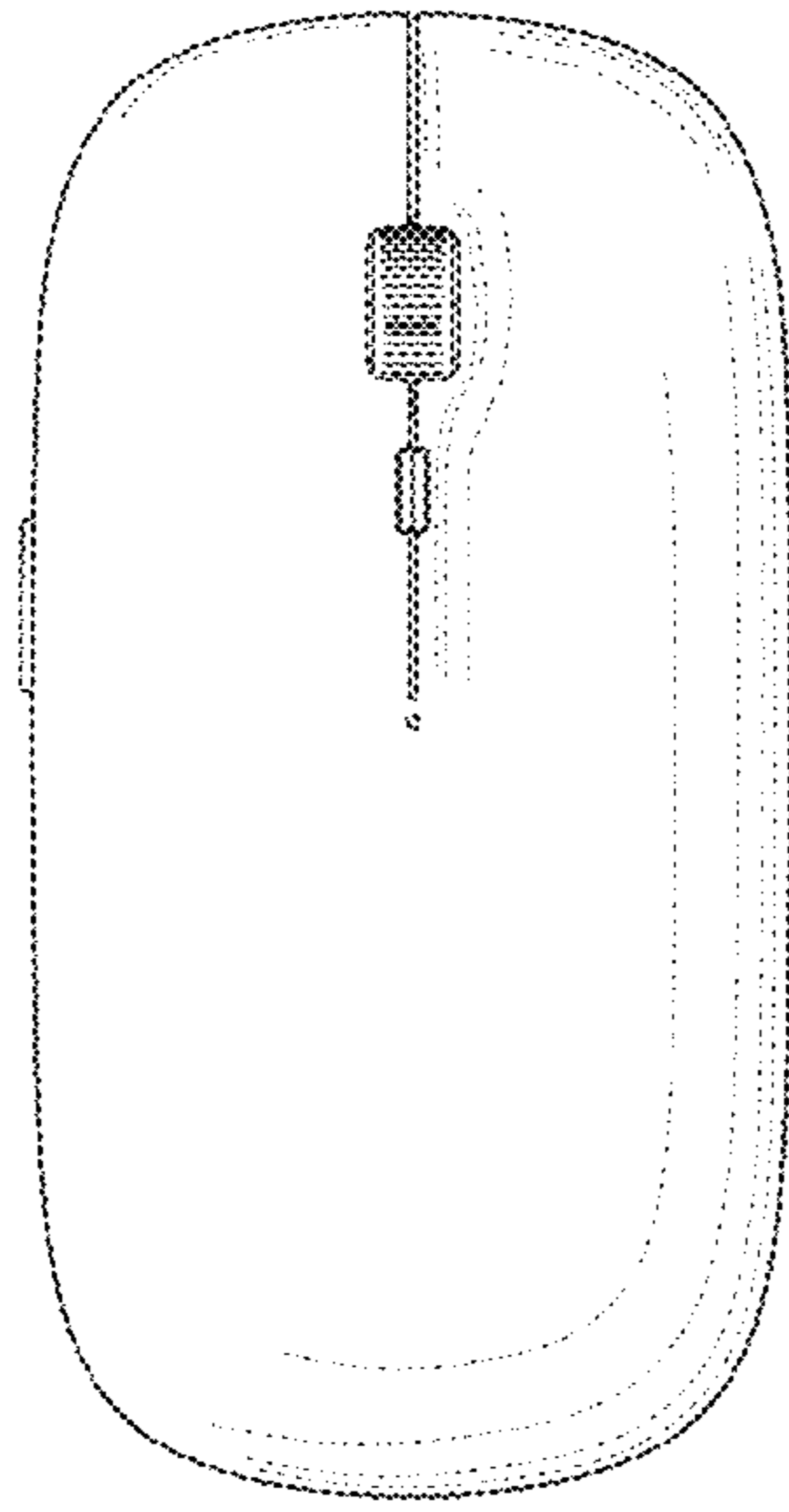


FIG. 2

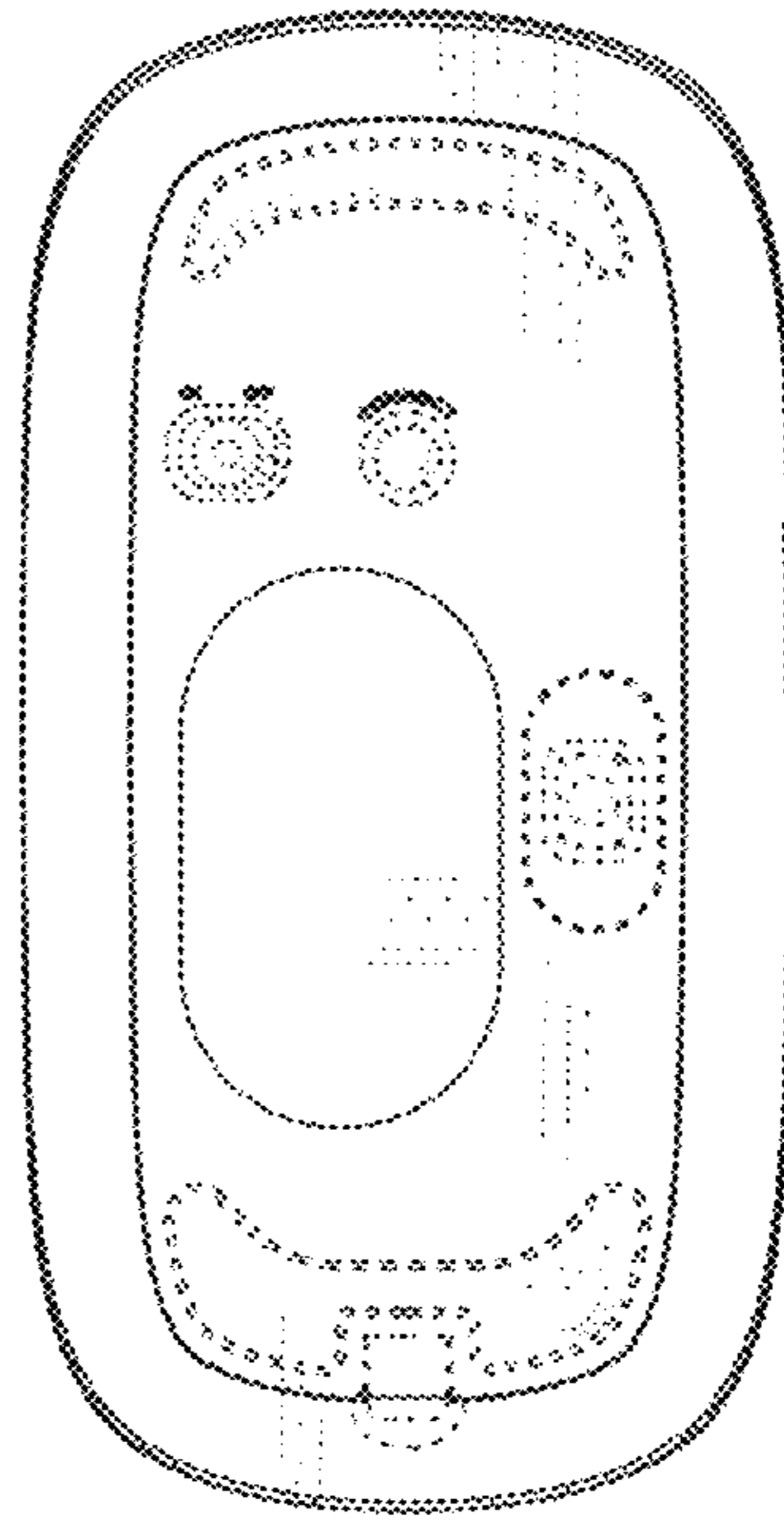


FIG. 3




FIG. 4




FIG. 5

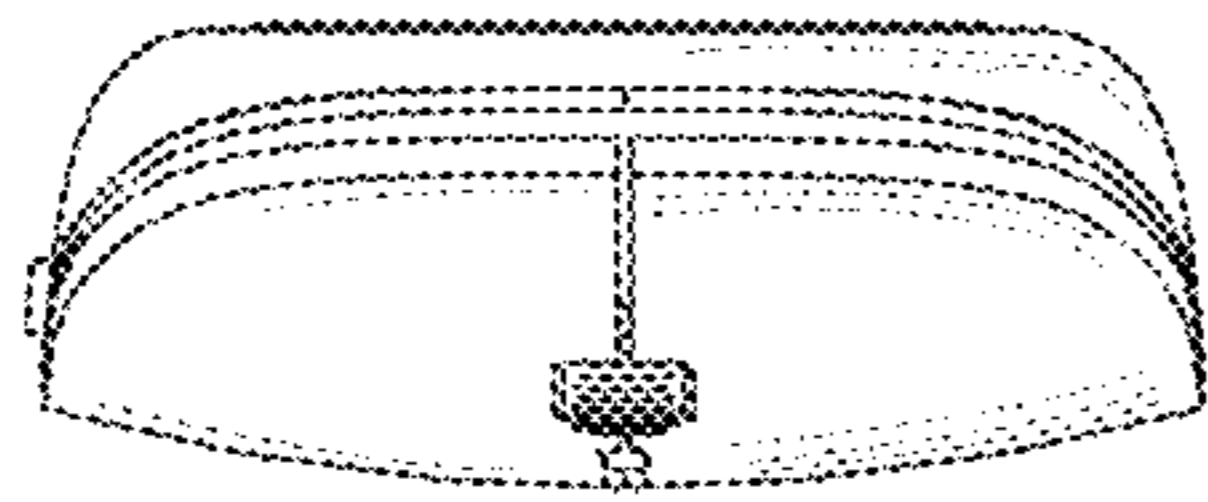


FIG. 6




FIG. 7