



US00D881864S

(12) **United States Design Patent** (10) **Patent No.:** **US D881,864 S**
Song et al. (45) **Date of Patent:** **** Apr. 21, 2020**

(54) **MOBILE PHONE**

(71) Applicant: **Samsung Electronics Co., Ltd.**,
Suwon-si (KR)
(72) Inventors: **Junyong Song**, Seongnam-si (KR);
Byoungjin Kim, Seoul (KR);
Woohyeok Jeong, Seoul (KR); **Eunsoo Kim**,
Seongnam-si (KR)
(73) Assignee: **SAMSUNG ELECTRONICS CO., LTD.**,
Suwon-si (KR)

D786,848 S * 5/2017 Park D14/248
D791,730 S * 7/2017 Li D14/138 G
D798,853 S * 10/2017 Park D14/248
D801,297 S * 10/2017 Song D14/138 G
D803,203 S * 11/2017 Lee D14/248
D803,205 S * 11/2017 Lee D14/248
D813,186 S * 3/2018 Lee D14/138 G
D817,912 S * 5/2018 Choi D14/138 G
D830,987 S * 10/2018 Choe D14/138 G
D831,605 S * 10/2018 Baik D14/138 G
D833,407 S * 11/2018 Kim D14/138 G
D835,616 S * 12/2018 Jung D14/250

(Continued)

(**) Term: **15 Years**

(21) Appl. No.: **29/668,756**

(22) Filed: **Nov. 1, 2018**

(30) **Foreign Application Priority Data**

May 4, 2018 (KR) 30-2018-0020857

(51) **LOC (12) Cl.** **14-03**

(52) **U.S. Cl.**
USPC **D14/248**

(58) **Field of Classification Search**
USPC D14/138 G, 138 AD, 248, 138 R,
D14/138 AA, 138 AB, 138 AC, 138 C,
D14/371, 374, 247
CPC H04M 1/02; H04M 1/0279; H04M 1/0202;
H04M 1/0283; H04M 1/0268
See application file for complete search history.

(56) **References Cited**

U.S. PATENT DOCUMENTS

D701,192 S * 3/2014 Park D14/138 G
D742,347 S * 11/2015 Kim D14/138 G
D743,366 S * 11/2015 Ryu D14/138 G
D746,245 S * 12/2015 Ryu D14/138 G
D782,456 S * 3/2017 Park D14/248
D782,457 S * 3/2017 Park D14/248
D783,567 S * 4/2017 Park D14/138 G

FOREIGN PATENT DOCUMENTS

ID D000050405 2/2018

Primary Examiner — Bridget L Eland

(74) *Attorney, Agent, or Firm* — McAndrews Held & Malloy, Ltd.

(57) **CLAIM**

The ornamental design for a mobile phone, as shown and described.

DESCRIPTION

FIG. 1 is a front perspective view of a mobile phone showing our new design;

FIG. 2 is a front elevation view thereof;

FIG. 3 is a rear elevation view thereof;

FIG. 4 is a left side elevation view thereof;

FIG. 5 is a right side elevation view thereof;


FIG. 6 is a top plan view thereof;

FIG. 7 is a bottom plan view thereof; and,

FIG. 8 is a rear perspective view thereof.

The evenly-spaced dashed broken lines in the drawings depict portions of the mobile phone that form no part of the claimed design. The unevenly-spaced dot-dash broken lines in the figures define the boundaries of the claimed design and form no part thereof.

1 Claim, 6 Drawing Sheets



(56)

References Cited

U.S. PATENT DOCUMENTS

D839,848 S * 2/2019 Baik D14/138 G
D845,287 S * 4/2019 Lee D14/248
D846,539 S * 4/2019 Choe D14/248
D848,993 S * 5/2019 Lee D14/248
D849,709 S * 5/2019 Choi D14/138 G
D851,635 S * 6/2019 Choi D14/248
D854,524 S * 7/2019 Choi D14/248
D855,598 S * 8/2019 Lee D14/248
D863,246 S * 10/2019 Fan D14/138 AD
D864,142 S * 10/2019 Fan D14/138 AD
D864,177 S * 10/2019 Park D14/248
D864,933 S * 10/2019 Park D14/248
D865,733 S * 11/2019 Park D14/248
D866,496 S * 11/2019 Kim D14/138 G
D866,540 S * 11/2019 Park D14/248

* cited by examiner

FIG. 1




FIG. 2




FIG. 3




FIG. 4

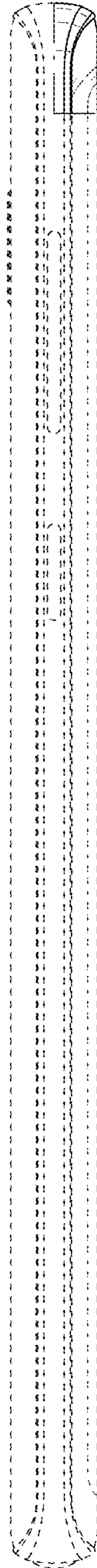


FIG. 5

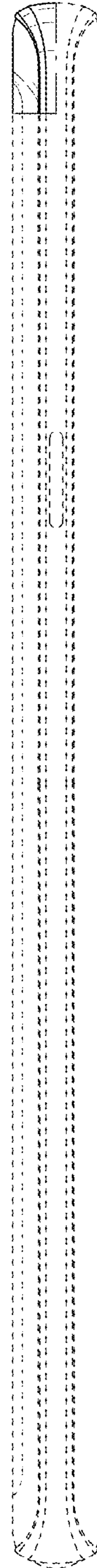


FIG. 6



FIG. 7

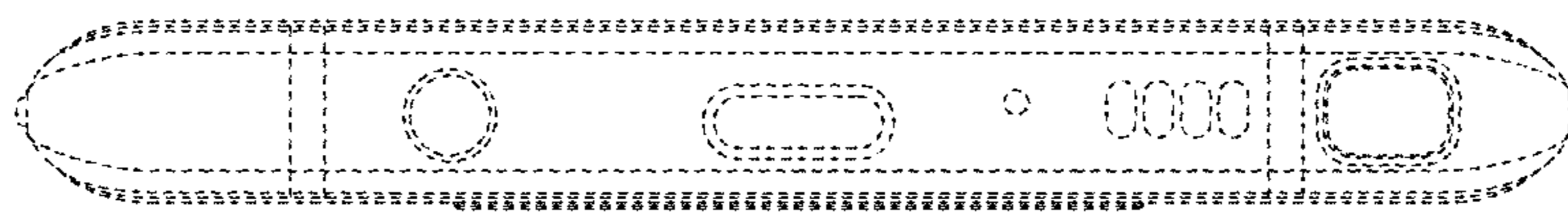


FIG. 8

