



US00D881860S

(12) **United States Design Patent**
Song et al.

(10) **Patent No.:** **US D881,860 S**
(45) **Date of Patent:** **** Apr. 21, 2020**

(54) **MOBILE PHONE**

(71) Applicant: **Samsung Electronics Co., Ltd.**,
Suwon-si (KR)

(72) Inventors: **Junyong Song**, Seongnam-si (KR);
Byoungjin Kim, Seoul (KR);
Woohyeok Jeong, Seoul (KR); **Eunsoo Kim**,
Seongnam-si (KR)

(73) Assignee: **SAMSUNG ELECTRONICS CO., LTD.**,
Suwon-si (KR)

(**) Term: **15 Years**

(21) Appl. No.: **29/668,741**

(22) Filed: **Nov. 1, 2018**

(30) **Foreign Application Priority Data**

May 4, 2018 (KR) 30-2018-0020861

(51) **LOC (12) Cl.** **14-03**

(52) **U.S. Cl.**
USPC **D14/248**

(58) **Field of Classification Search**

USPC D14/138 G, 138 AD, 248, 138 R,
D14/138 AA, 138 AB, 138 AC, 138 C,
D14/371, 374, 247

CPC H04M 1/02; H04M 1/0279; H04M 1/0202;
H04M 1/0283; H04M 1/0268

See application file for complete search history.

(56) **References Cited**

U.S. PATENT DOCUMENTS

D742,347 S * 11/2015 Kim D14/138 G
D743,366 S * 11/2015 Ryu D14/138 G
D746,245 S * 12/2015 Ryu D14/138 G
D782,456 S * 3/2017 Park D14/248
D782,457 S * 3/2017 Park D14/248
D783,567 S * 4/2017 Park D14/138 G

D784,973 S * 4/2017 Kim D14/248
D786,848 S * 5/2017 Park D14/248
D786,849 S * 5/2017 Park D14/248
D791,730 S * 7/2017 Li D14/138 G
D795,824 S * 8/2017 Kim D14/138 G
D797,090 S * 9/2017 Lee D14/248
D798,853 S * 10/2017 Park D14/248
D801,297 S * 10/2017 Song D14/138 G

(Continued)

FOREIGN PATENT DOCUMENTS

ID IDD000050405 2/2018

Primary Examiner — Bridget L Eland

(74) *Attorney, Agent, or Firm* — McAndrews Held & Malloy, Ltd.

(57) **CLAIM**

The ornamental design for a mobile phone, as shown and described.

DESCRIPTION

FIG. 1 is a front perspective view of a mobile phone showing our new design;

FIG. 2 is a front elevation view thereof;

FIG. 3 is a rear elevation view thereof;

FIG. 4 is a left side elevation view thereof;

FIG. 5 is a right side elevation view thereof;

FIG. 6 is a top plan view thereof;

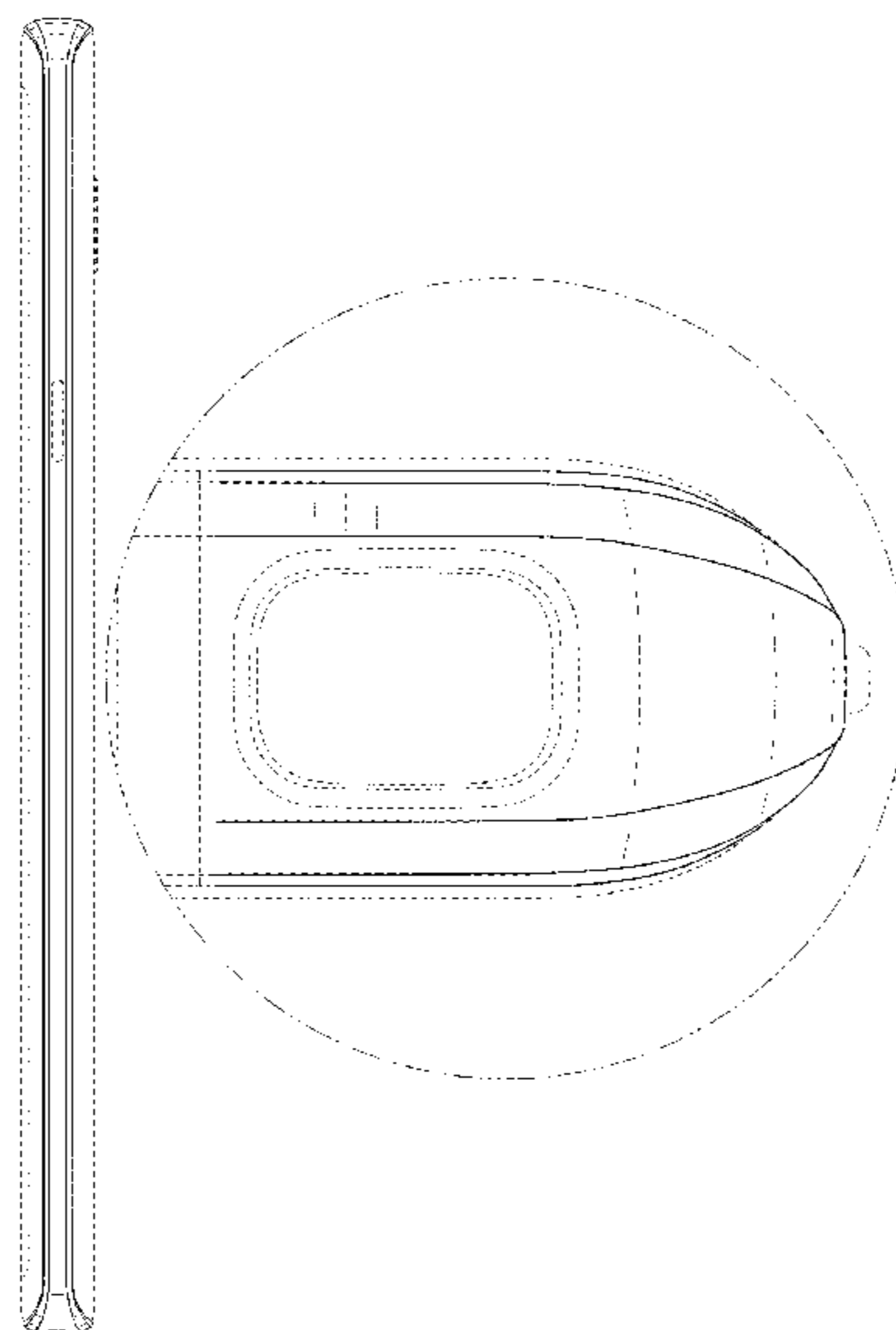
FIG. 7 is a bottom plan view thereof;

FIG. 8 is a rear perspective view thereof; and,

FIG. 9 is an enlarged view of the portion 9 encircled in FIG. 7.

The evenly-spaced dashed broken lines in the drawings depict portions of the mobile phone that form no part of the claimed design. The dot-dash broken lines in the figures define the boundaries of the claimed design and form no part thereof. The dot-dot-dash broken lines in the drawings encircle portions of the claimed design that are illustrated in enlargements and form no part of the claimed design.

1 Claim, 7 Drawing Sheets



(56)

References Cited

U.S. PATENT DOCUMENTS

D813,186	S	*	3/2018	Lee	D14/138	G
D817,912	S	*	5/2018	Choi	D14/138	G
D830,987	S	*	10/2018	Choe	D14/138	G
D831,605	S	*	10/2018	Baik	D14/138	G
D833,407	S	*	11/2018	Kim	D14/138	G
D835,616	S	*	12/2018	Jung	D14/250	
D839,848	S	*	2/2019	Baik	D14/138	G
D845,287	S	*	4/2019	Lee	D14/248	
D846,539	S	*	4/2019	Choe	D14/248	
D848,993	S	*	5/2019	Lee	D14/248	
D849,709	S	*	5/2019	Choi	D14/138	G
D851,635	S	*	6/2019	Choi	D14/248	
D855,598	S	*	8/2019	Lee	D14/248	
D863,246	S	*	10/2019	Fan	D14/138	AD
D864,142	S	*	10/2019	Fan	D14/138	AD
D866,496	S	*	11/2019	Kim	D14/138	G

* cited by examiner

FIG. 1




FIG. 2




FIG. 3




FIG. 4

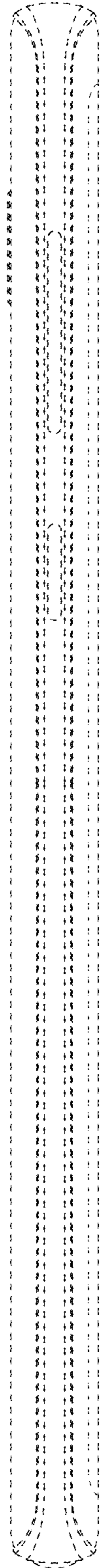


FIG. 5

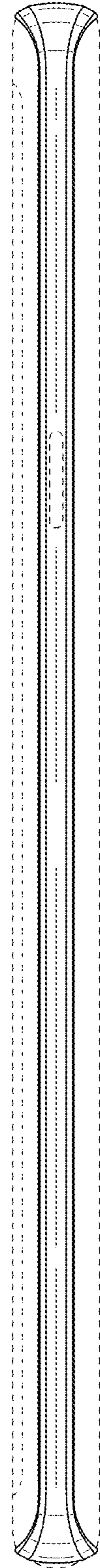


FIG. 6




FIG. 7

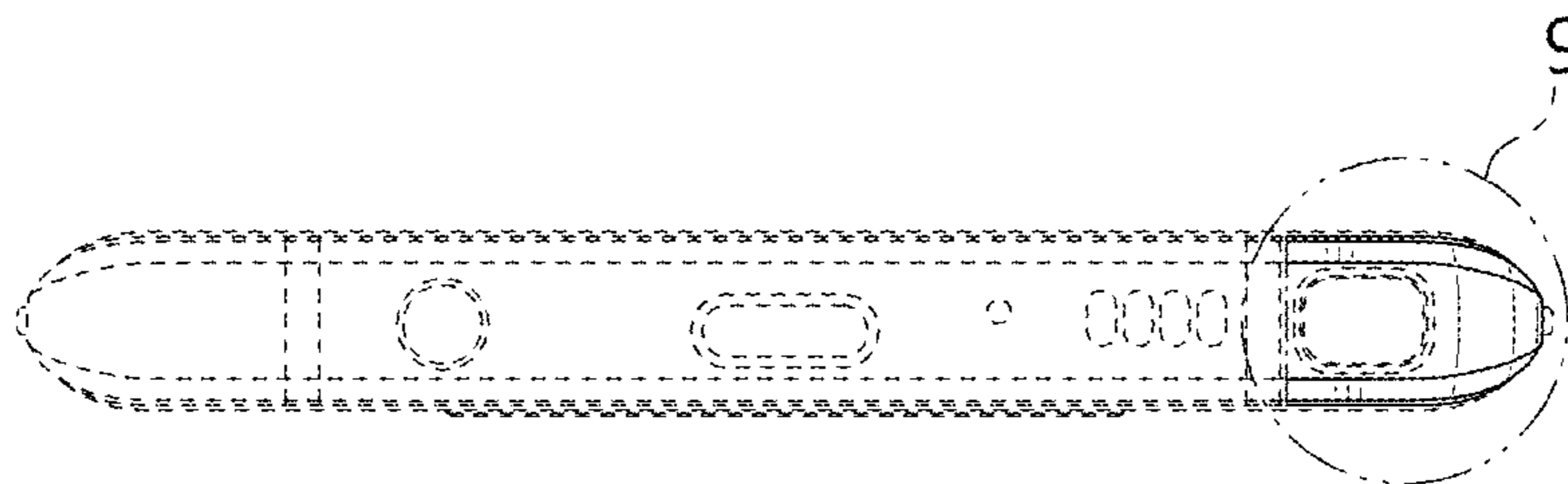


FIG. 8




FIG. 9

