



US00D881859S

(12) **United States Design Patent**
Song et al.

(10) **Patent No.:** **US D881,859 S**

(45) **Date of Patent:** **** Apr. 21, 2020**

(54) **MOBILE PHONE**

(71) Applicant: **Samsung Electronics Co., Ltd.**,
Suwon-si (KR)

(72) Inventors: **Junyong Song**, Seongnam-si (KR);
Byoungjin Kim, Seoul (KR);
Woohyeok Jeong, Seoul (KR); **Eunsoo Kim**,
Seongnam-si (KR)

(73) Assignee: **SAMSUNG ELECTRONICS CO., LTD.**,
Suwon-si (KR)

(**) Term: **15 Years**

(21) Appl. No.: **29/668,736**

(22) Filed: **Nov. 1, 2018**

(30) **Foreign Application Priority Data**

May 4, 2018 (KR) 30-2018-0020863

(51) **LOC (12) Cl.** **14-03**

(52) **U.S. Cl.**
USPC **D14/248**

(58) **Field of Classification Search**
USPC D14/138 G, 138 AD, 248, 138 R,
D14/138 AA, 138 AB, 138 AC, 138 C,
D14/371, 374, 247
CPC H04M 1/02; H04M 1/0279; H04M 1/0202;
H04M 1/0283; H04M 1/0268
See application file for complete search history.

(56) **References Cited**

U.S. PATENT DOCUMENTS

D604,284 S * 11/2009 Rihu D14/248
D739,393 S * 9/2015 Chang D14/248

D752,567 S * 3/2016 Lee D14/248
D757,698 S * 5/2016 Lee D14/248
D813,186 S * 3/2018 Lee D14/138 G
D813,216 S * 3/2018 Lee D14/248
D815,078 S * 4/2018 Park D14/248
D815,080 S * 4/2018 Cho D14/248
D815,627 S * 4/2018 Cho D14/248
D819,004 S * 5/2018 Cho D14/248
D834,008 S * 11/2018 Cho D14/248
D842,285 S * 3/2019 Choe D14/248
2016/0234361 A1 * 8/2016 Baek H04M 1/0262

* cited by examiner

Primary Examiner — Bridget L Eland

(74) *Attorney, Agent, or Firm* — McAndrews Held & Malloy, Ltd.

(57) **CLAIM**

The ornamental design for a mobile phone, as shown and described.

DESCRIPTION

FIG. 1 is a front perspective view of a mobile phone showing our new design;

FIG. 2 is a front elevation view thereof;

FIG. 3 is a rear elevation view thereof;

FIG. 4 is a left side elevation view thereof;

FIG. 5 is a right side elevation view thereof;

FIG. 6 is a top plan view thereof;

FIG. 7 is a bottom plan view thereof;

FIG. 8 is a rear perspective view thereof; and,

FIG. 9 is an enlarged view of a portion of FIG. 8.

The evenly-spaced dashed broken lines in the drawings depict portions of the mobile phone that form no part of the claimed design. The unevenly-spaced dot-dash broken lines in the figures define the boundaries of the claimed design and form no part thereof.

1 Claim, 7 Drawing Sheets

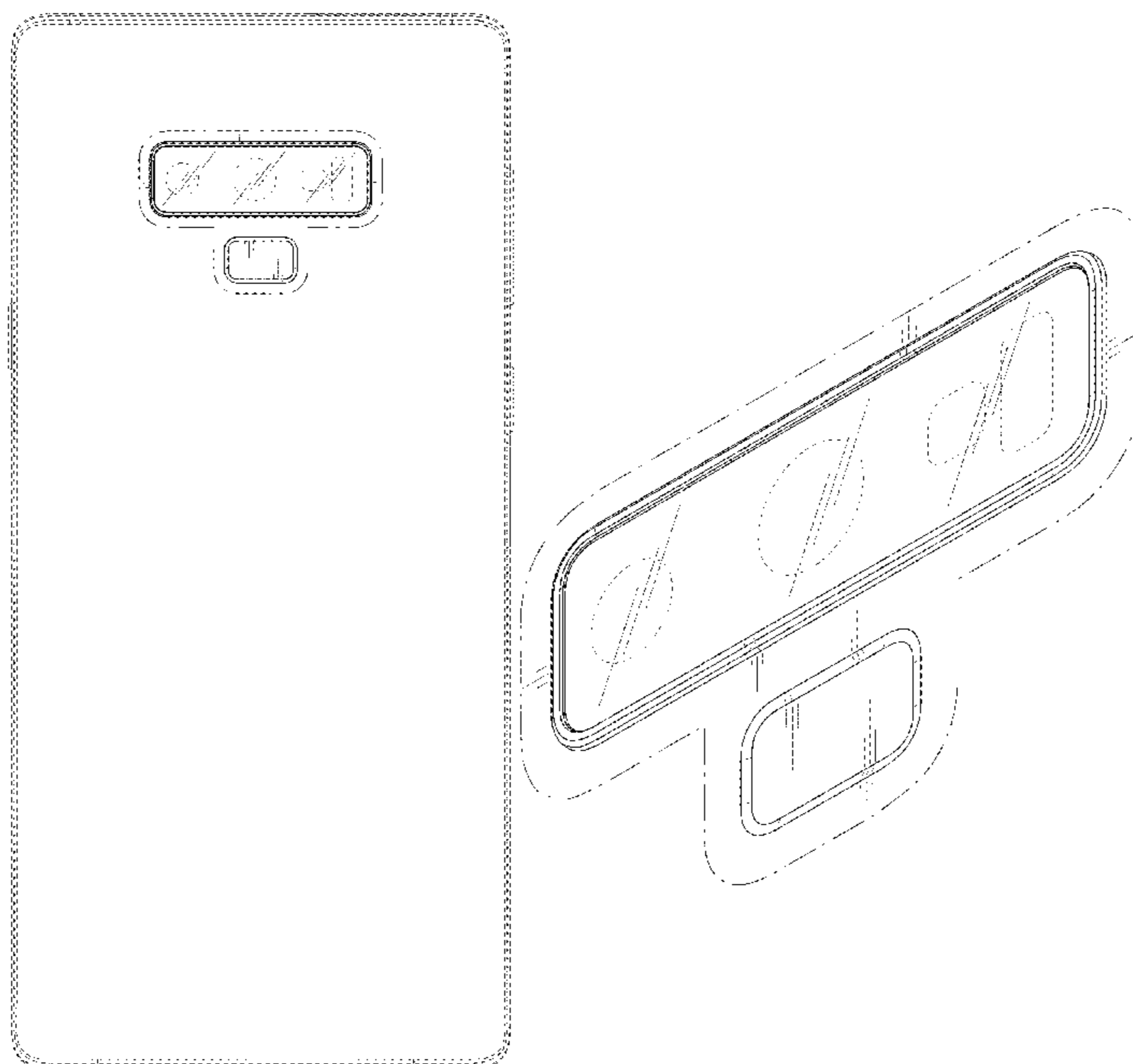


FIG. 1




FIG. 2




FIG. 3




FIG. 4

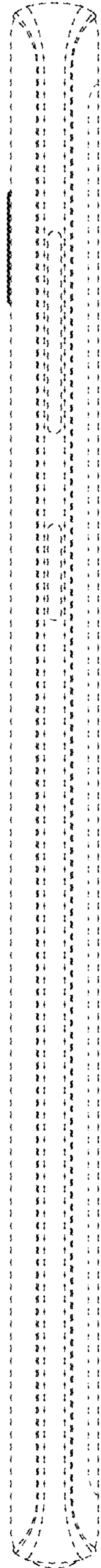


FIG. 5

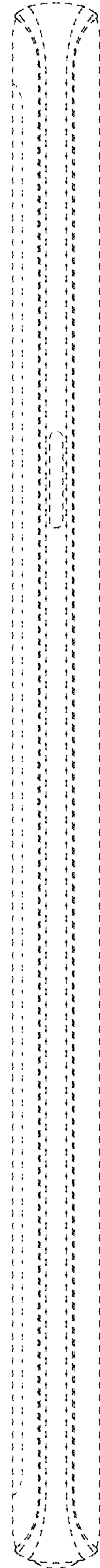


FIG. 6



FIG. 7

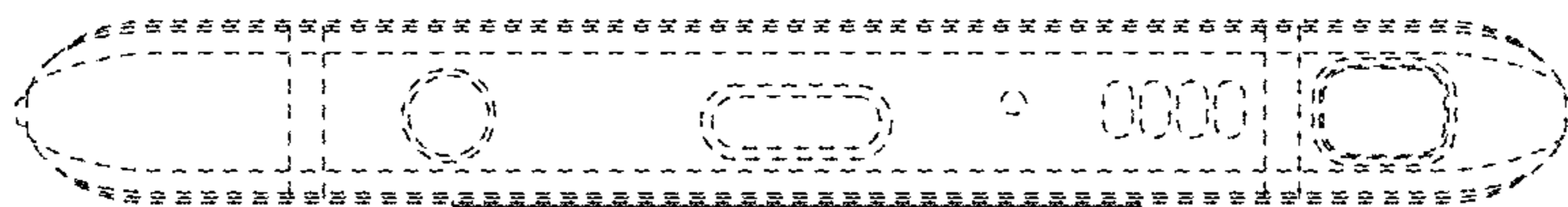


FIG. 8




FIG. 9

