



US00D881848S

(12) **United States Design Patent**
Kolton

(10) **Patent No.:** **US D881,848 S**

(45) **Date of Patent:** **** Apr. 21, 2020**

(54) **EARPHONE**

(71) Applicant: **Timothy Val Kolton**, Los Angeles, CA
(US)

(72) Inventor: **Timothy Val Kolton**, Los Angeles, CA
(US)

(**) Term: **15 Years**

(21) Appl. No.: **29/670,283**

(22) Filed: **Nov. 14, 2018**

(51) **LOC (12) Cl.** **14-01**

(52) **U.S. Cl.**
USPC **D14/223**; D14/205

(58) **Field of Classification Search**
USPC D14/223, 205; 181/129, 130, 135;
379/430, 431; 381/380, 381, 374, 74,
381/377, 330; 455/90.3, 575.1, 569.1;
D24/174; 128/864, 865, 866
CPC H04R 1/10; H04R 25/00; H04R 1/1016;
H04R 1/1066; H04R 5/033; H04R
5/0335; H04R 1/1033

See application file for complete search history.

(56) **References Cited**

U.S. PATENT DOCUMENTS

1,054,334	A *	2/1913	Lin et al.	A01C 7/02 222/313
D501,196	S *	1/2005	Dyer	D14/205
D504,672	S *	5/2005	Hirano	D14/205
D506,258	S *	6/2005	Nielsen	D24/174
D508,483	S *	8/2005	Suzuki	D14/205
D510,085	S *	9/2005	Suzuki	D14/223
D510,575	S *	10/2005	Leong	D14/205
D512,991	S *	12/2005	Yano	D14/223
D515,069	S *	2/2006	Naito	D14/205
D518,816	S *	4/2006	Naito	D14/205
D526,313	S *	8/2006	Murray	D14/223
D529,612	S *	10/2006	Feeley	D24/174

D539,777	S *	4/2007	Pena Angarita	D14/138 R
D542,267	S *	5/2007	Cha	D14/206
D543,968	S *	6/2007	Wong	D14/205
D550,202	S *	9/2007	Meier	D14/206
D575,772	S *	8/2008	Schultz	D14/206
7,447,308	B2 *	11/2008	Tsai	H04M 1/05 379/430
D584,283	S *	1/2009	Soetejo	D14/205
D585,878	S *	2/2009	Jung	D14/223
D593,075	S *	5/2009	Williams	D14/223
D597,084	S *	7/2009	Gondo	D14/223
D603,847	S *	11/2009	Chung	D14/223
D604,722	S *	11/2009	Mistry	D14/223
7,648,005	B2 *	1/2010	Leong	A61F 11/08 128/867
D617,778	S *	6/2010	Birger	D14/223
D618,805	S *	6/2010	Hindhede	D24/174
D625,297	S *	10/2010	Tseng	D14/223

(Continued)

Primary Examiner — Paula Allen Greene

(74) *Attorney, Agent, or Firm* — Edwin Tarver

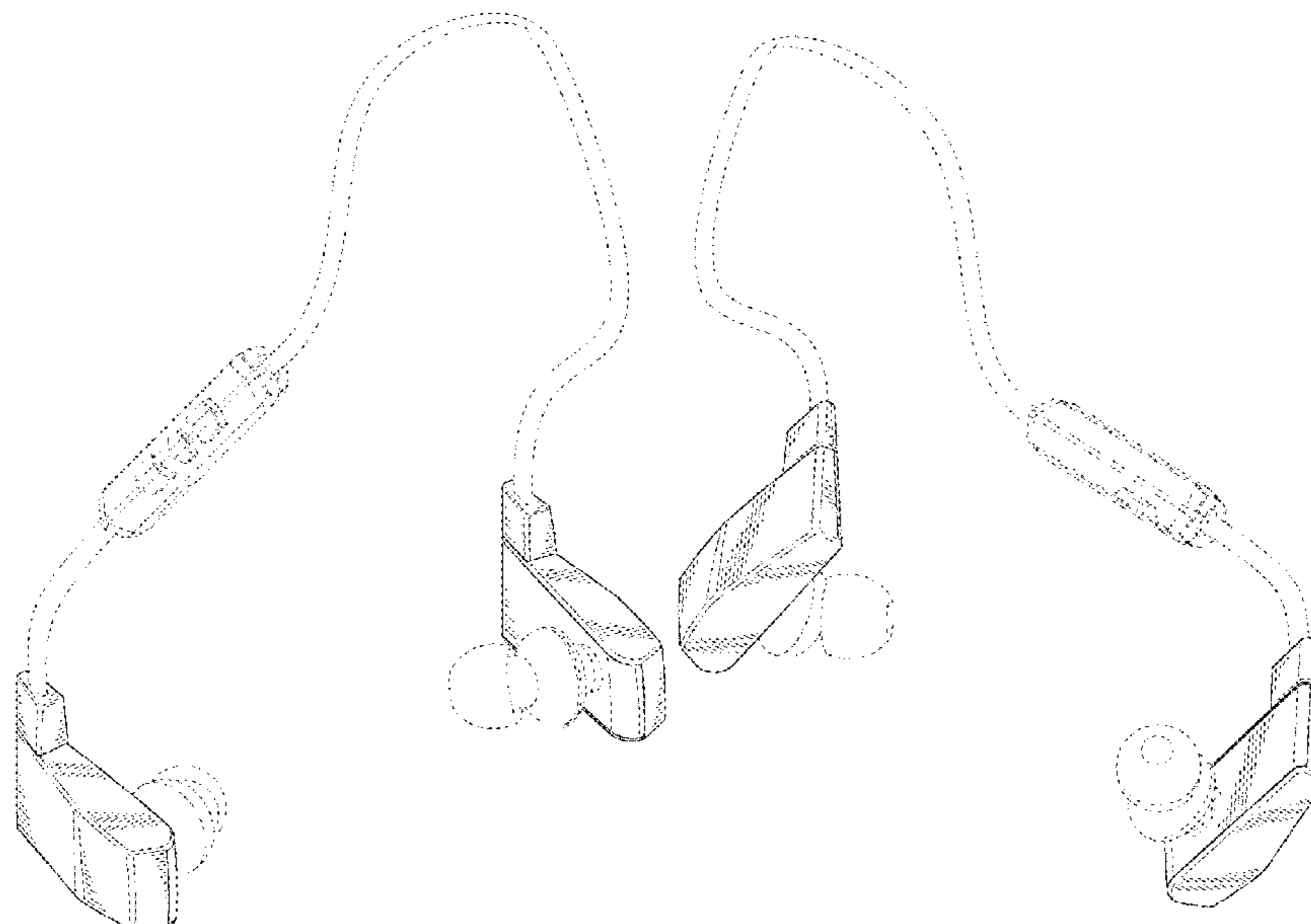
(57) **CLAIM**

The ornamental design for an earphone, as shown and described.

DESCRIPTION

FIG. 1 is an upper perspective view of an earphone according to the new design;
FIG. 2 is a lower perspective view thereof;
FIG. 3 is a front elevation view thereof;
FIG. 4 is a rear elevation view thereof;
FIG. 5 is a first side elevation view thereof;
FIG. 6 is a second side elevation view thereof;
FIG. 7 top plan view thereof; and,
FIG. 8 is a bottom plan view thereof.
Portions of the drawings shown in dashed line are for illustrative purposes only, and form no part of the claimed design.

1 Claim, 6 Drawing Sheets



(56)

References Cited

U.S. PATENT DOCUMENTS

D629,397 S * 12/2010 Hensen H04R 5/033
 D14/223
 D631,470 S * 1/2011 Yoneyama D14/223
 D635,263 S * 3/2011 Meinertz D24/174
 D635,960 S * 4/2011 Gondo D14/223
 D671,523 S * 11/2012 Daniel D14/206
 D685,350 S * 7/2013 Mogili D14/223
 D685,768 S * 7/2013 Mogili D14/223
 D695,275 S * 12/2013 Chee D14/223
 D710,333 S * 8/2014 Davies H04R 1/10
 D14/223
 D713,385 S * 9/2014 Burgett D14/223
 D716,769 S * 11/2014 Lee D14/223
 D718,283 S * 11/2014 Thompson D14/223
 D725,637 S * 3/2015 Nakajima D14/223
 D743,946 S * 11/2015 Brunner D14/223
 D745,862 S * 12/2015 Otani D14/223
 D756,959 S * 5/2016 Lee D14/205
 D761,770 S * 7/2016 Kanou D14/206
 D767,532 S * 9/2016 Jen D14/205

D771,587 S * 11/2016 Iwane D14/205
 D775,610 S * 1/2017 Nakajima D14/223
 D780,721 S * 3/2017 Brunner D14/223
 D782,996 S * 4/2017 Zhu D14/205
 D795,226 S * 8/2017 Lian D14/217
 D797,079 S * 9/2017 Houle D14/223
 D806,687 S * 1/2018 Rodriguez D14/223
 D807,331 S * 1/2018 Morimoto D14/223
 D810,053 S * 2/2018 Otani D14/223
 D810,719 S * 2/2018 Nagamine D14/205
 D816,060 S * 4/2018 Wei D14/205
 D838,692 S * 1/2019 Fu D14/223
 D843,344 S * 3/2019 Zhu D14/205
 D844,588 S * 4/2019 Brunner D14/223
 D856,302 S * 8/2019 Ma D14/205
 D864,153 S * 10/2019 Hu D14/205
 2003/0044038 A1 * 3/2003 Shirata H04R 1/105
 381/381
 2007/0230735 A1 * 10/2007 Sung H04R 1/1058
 381/374
 2010/0166208 A1 * 7/2010 Kato H04R 1/1033
 381/74

* cited by examiner

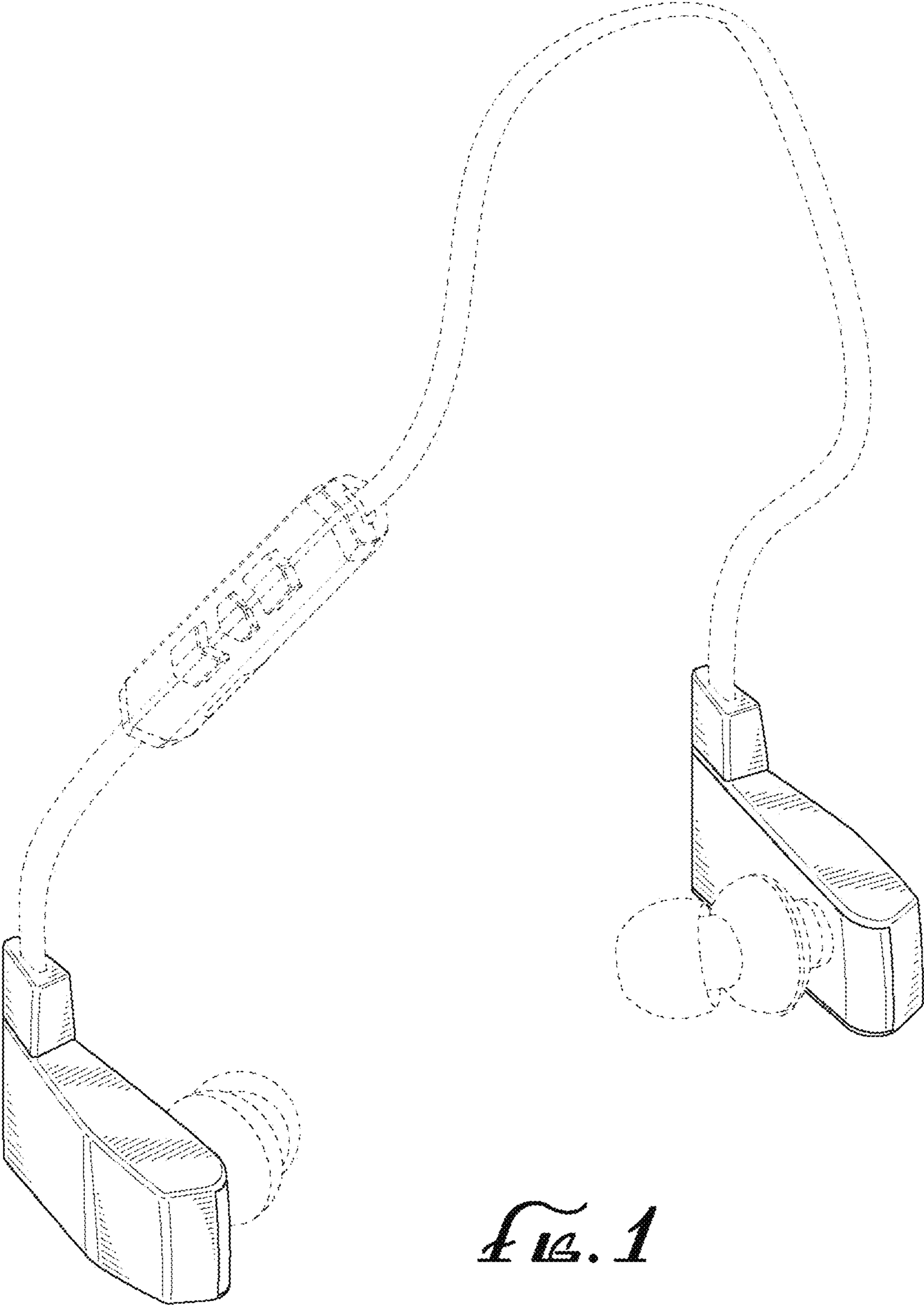


Fig. 1

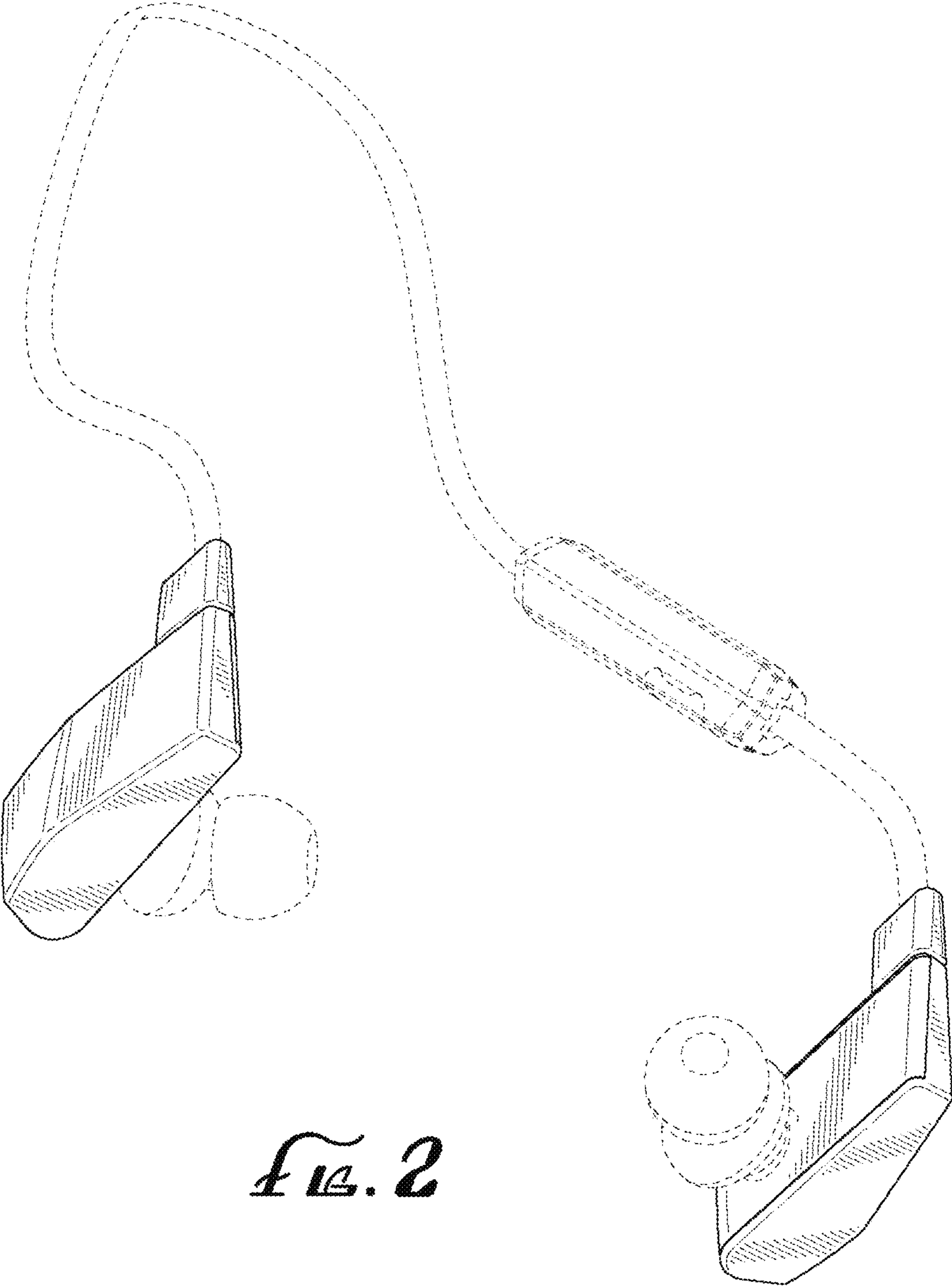


FIG. 2

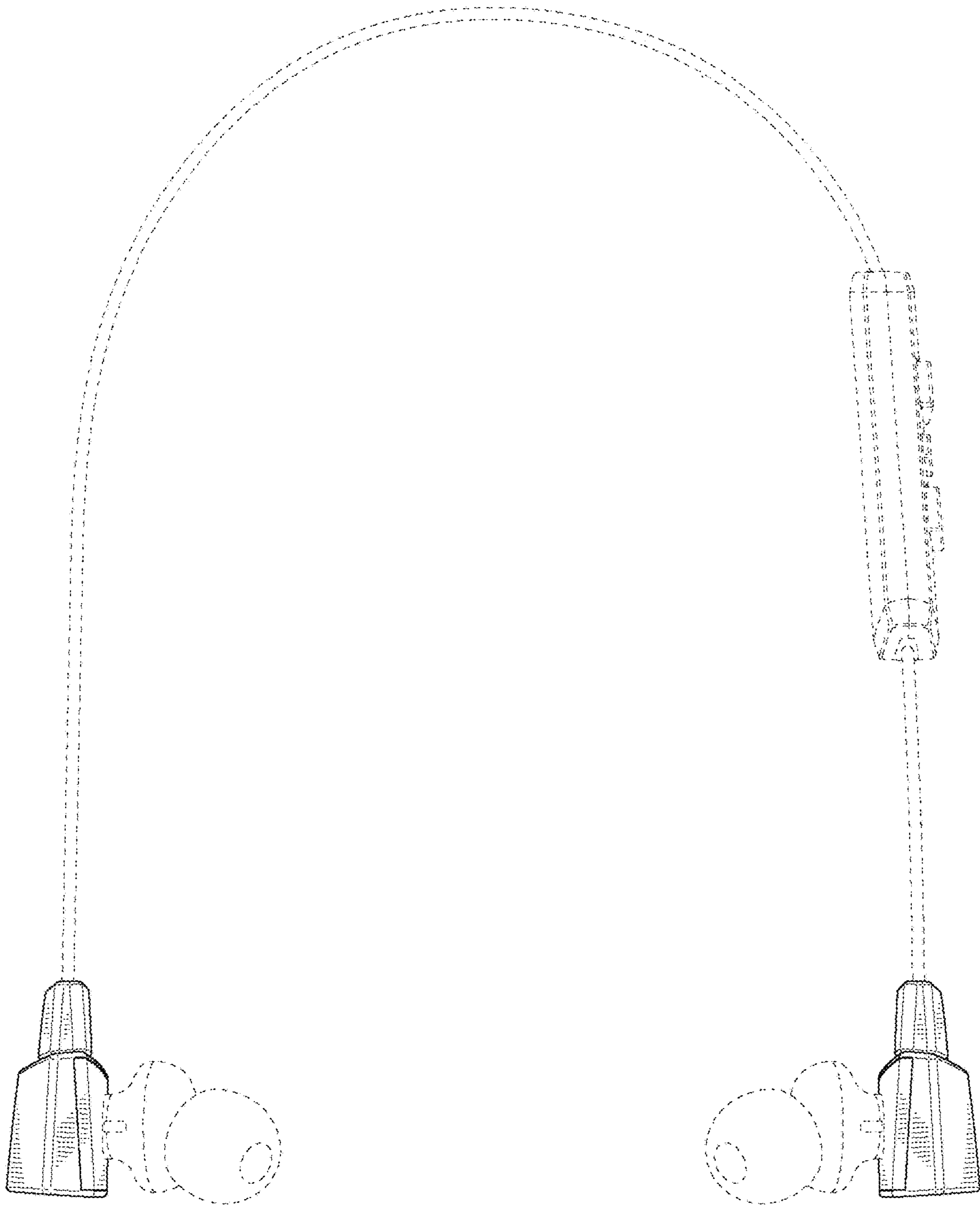


FIG. 3

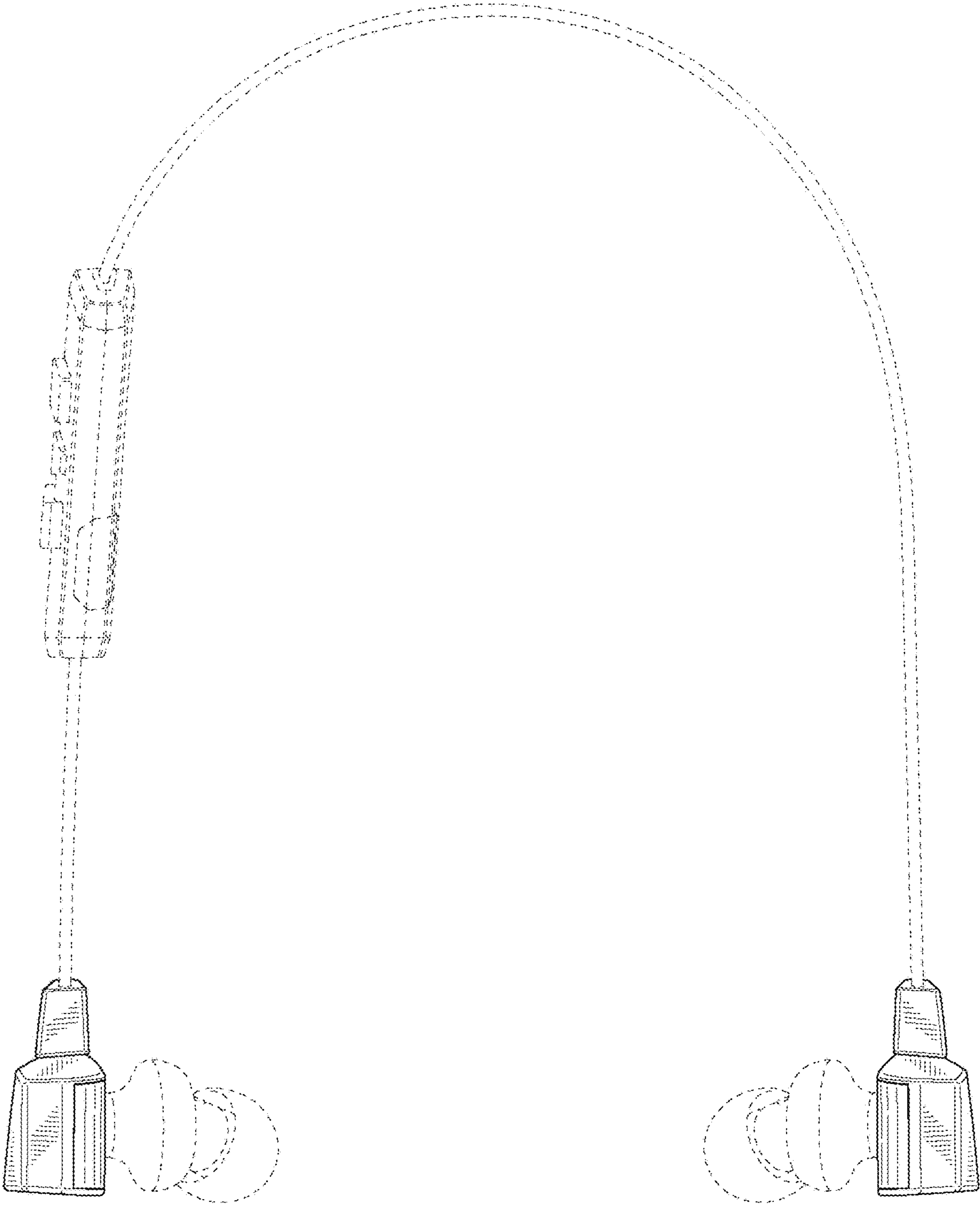


FIG. 4

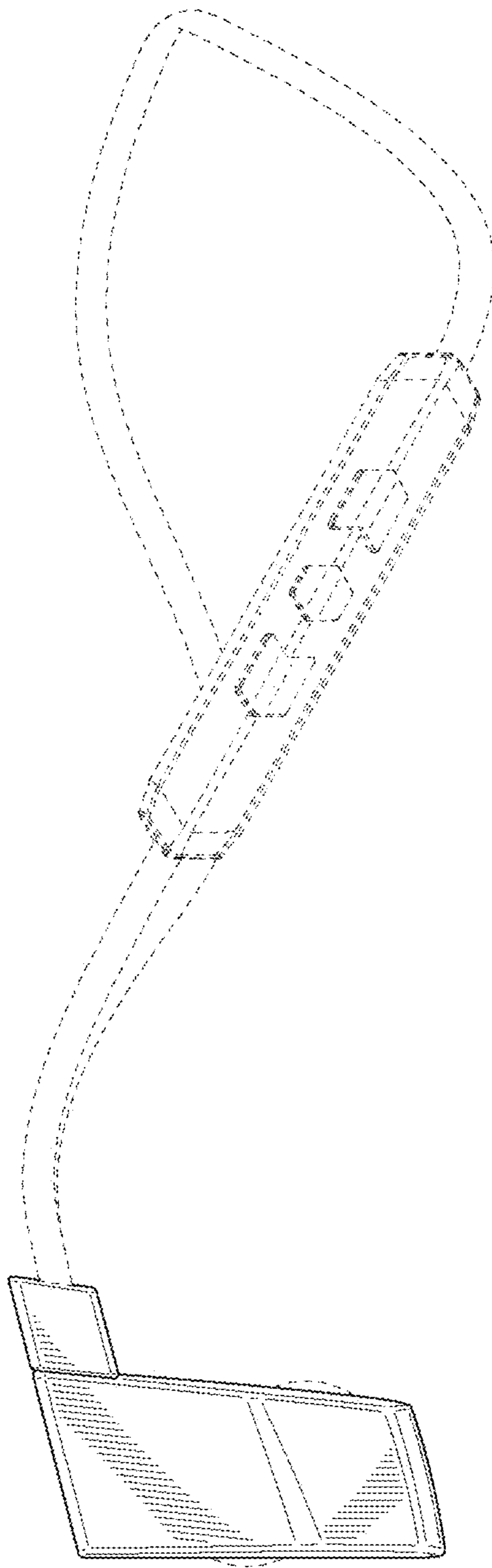


FIG. 5

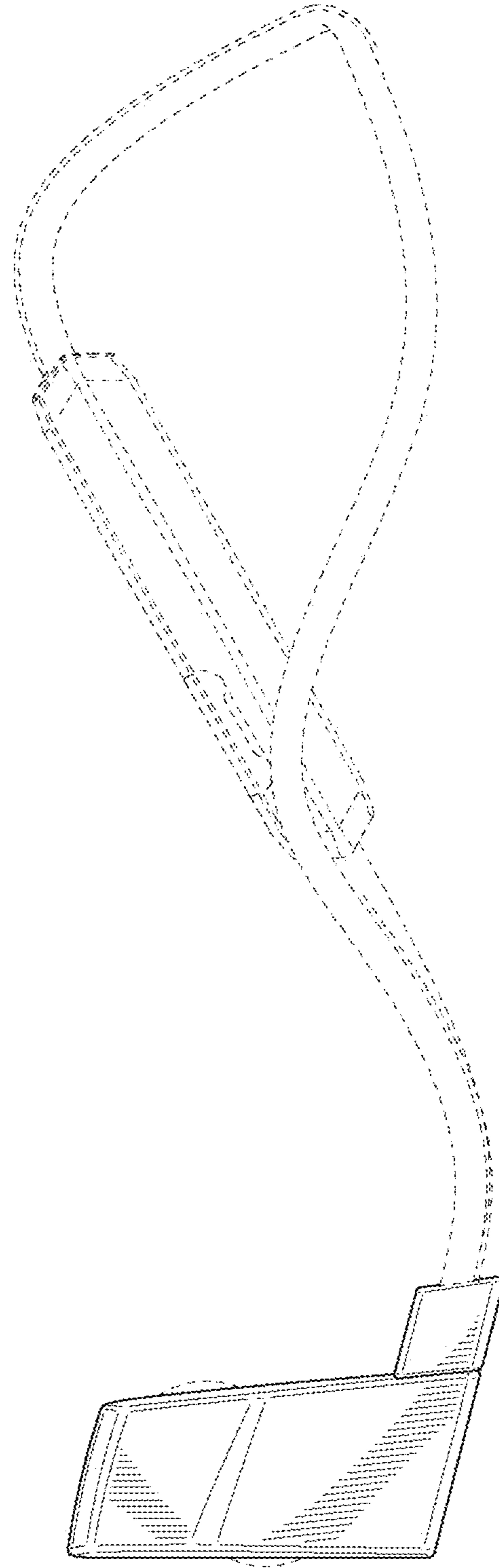


FIG. 6

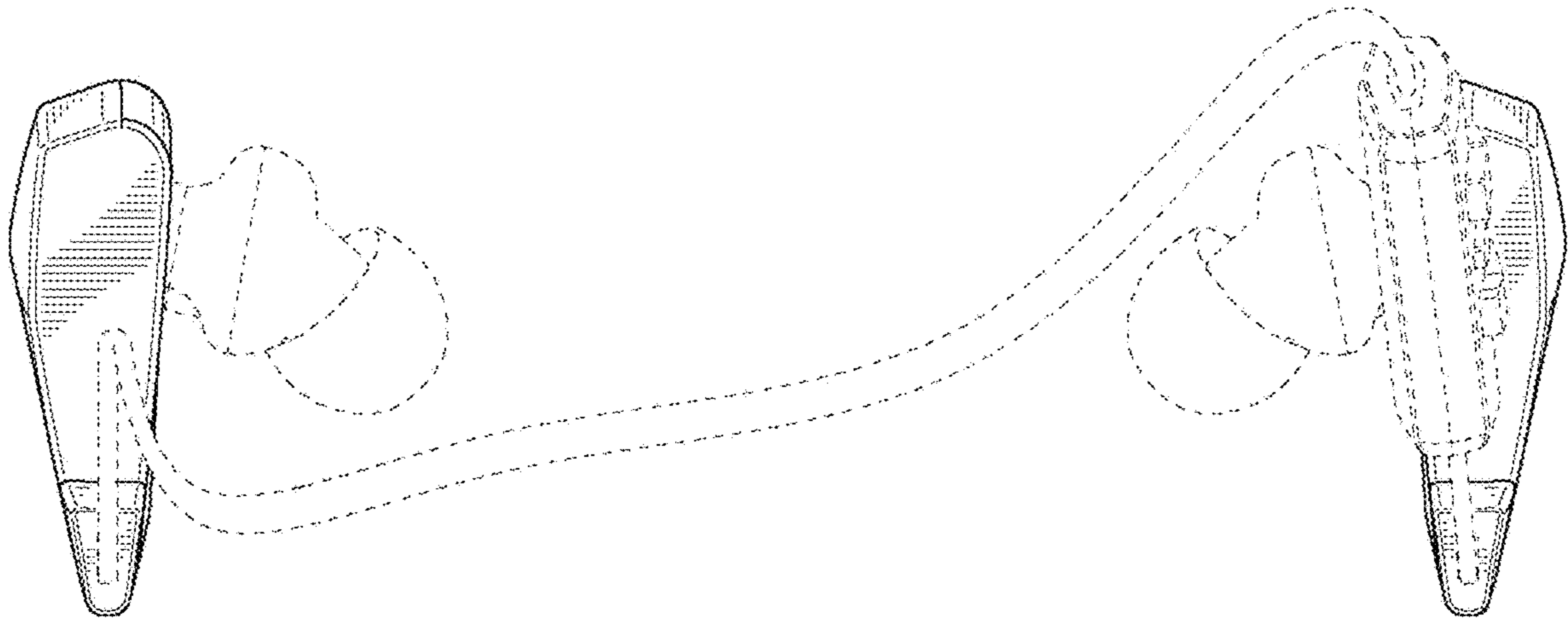


FIG. 7




FIG. 8