



US00D881841S

(12) **United States Design Patent**
Ying

(10) **Patent No.:** **US D881,841 S**

(45) **Date of Patent:** **** Apr. 21, 2020**

(54) **EAR PHONE**

(71) Applicant: **NINGBO GECEN PROMOTION & GIFT CO., LTD**, Ningbo, Zhejiang (CN)

(72) Inventor: **Weijin Ying**, Zhejiang (CN)

(73) Assignee: **NINGBO GECEN PROMOTION & GIFT CO., LTD.** (CN)

(**) Term: **15 Years**

(21) Appl. No.: **29/675,589**

(22) Filed: **Jan. 3, 2019**

(51) **LOC (12) Cl.** **14-01**

(52) **U.S. Cl.**
USPC **D14/205**

(58) **Field of Classification Search**
USPC D14/205, 223, 217, 433, 372; D13/147; 181/129, 130, 135; 379/430, 431; 381/380, 381, 370, 374; 455/90.3, 575.1, 455/569.1; 345/7, 8; 343/718; 700/94; 710/3; 235/487
CPC H04R 1/10; H04R 1/1033; H04R 5/033; H04R 5/0335; H04R 1/1058; H04R 1/1041; H04R 1/1066; H04R 1/1016; H04R 4/24; H04R 1/1083
See application file for complete search history.

(56) **References Cited**

U.S. PATENT DOCUMENTS

- 1,523,051 A * 1/1925 Carpenter H04R 1/1033 174/105 R
- D416,869 S * 11/1999 Tsai D13/153
- 6,975,644 B2 * 12/2005 Tordera H04W 88/02 370/463
- D519,108 S * 4/2006 Yang D14/223
- D564,495 S * 3/2008 Sasaki D14/205
- D567,217 S * 4/2008 Kamo D14/205

- D569,841 S * 5/2008 Chung D14/205
- D572,703 S * 7/2008 Ledbetter D14/205
- D573,978 S * 7/2008 Ledbetter D14/205
- D587,681 S * 3/2009 Yanai D14/205
- D591,264 S * 4/2009 Hong D14/205
- D594,441 S * 6/2009 Lee D14/205
- D605,182 S * 12/2009 Fagnot D14/223
- D605,628 S * 12/2009 Ando D14/205
- D614,168 S * 4/2010 Rogers D14/206
- D620,482 S * 7/2010 Chen D14/225
- D637,181 S * 5/2011 Fuller D14/223
- 8,073,181 B2 * 12/2011 Bakalos H04R 3/04 381/103
- 8,218,808 B2 * 7/2012 Xu H04R 1/1033 381/370

(Continued)

FOREIGN PATENT DOCUMENTS

- EM 001727694-0001 * 7/2010
- EM 002160119-0001 * 12/2012
- EM 003300920-0001 * 7/2016

Primary Examiner — Paula Allen Greene

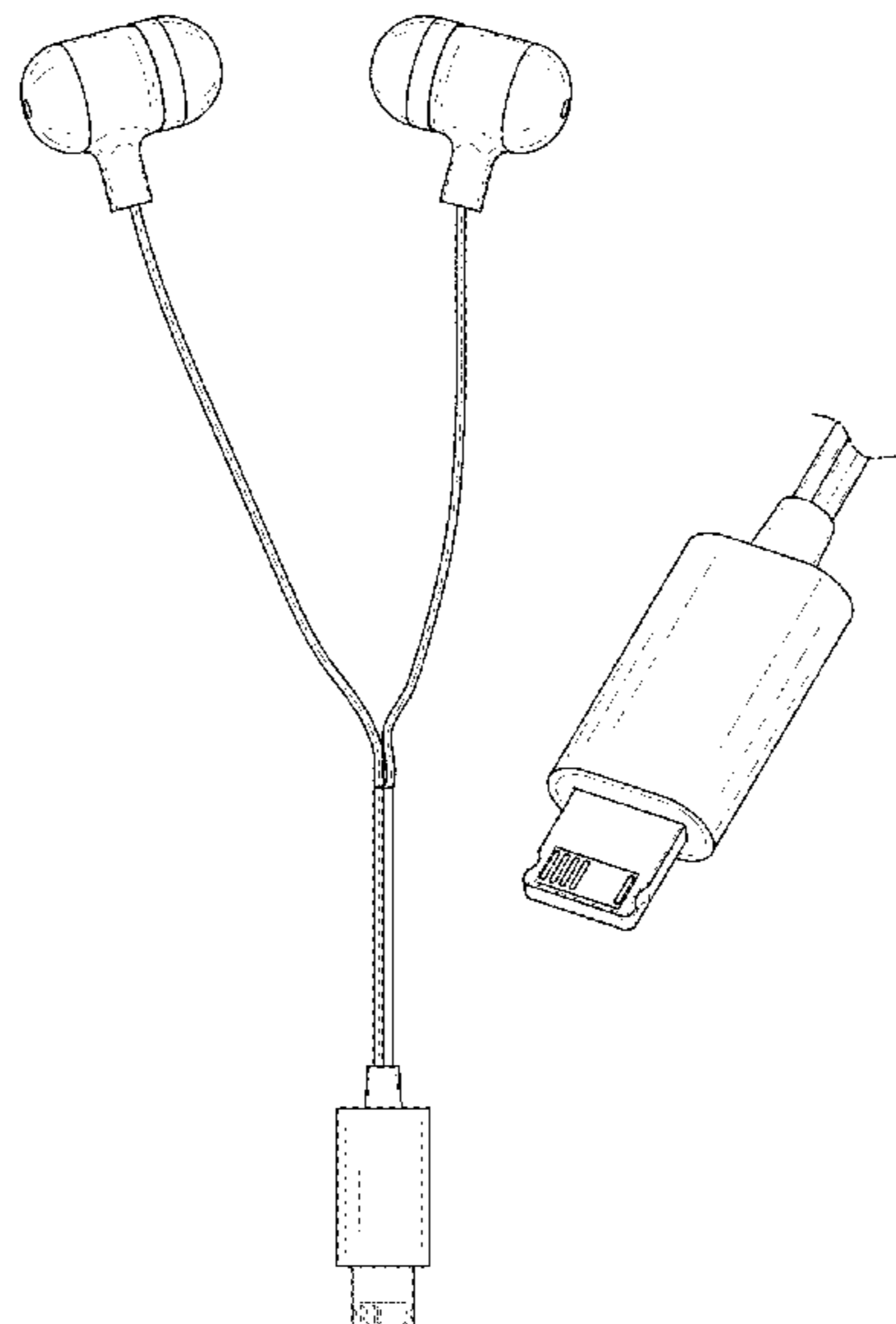
(57) **CLAIM**

The ornamental design for an ear phone, as shown and described.

DESCRIPTION

FIG. 1 is a front view of an ear phone showing our new design;
 FIG. 2 is a back view thereof;
 FIG. 3 is a left side view thereof;
 FIG. 4 is a right side view thereof;
 FIG. 5 is a top view thereof;
 FIG. 6 is a bottom view thereof;
 FIG. 7 is a top perspective view thereof;
 FIG. 8 is a perspective view of an enlarged portion thereof, shown separately for ease of illustration; and,
 FIG. 9 is a perspective view of an enlarged portion thereof, shown separately for ease of illustration.

1 Claim, 7 Drawing Sheets



(56)

References Cited

U.S. PATENT DOCUMENTS

8,237,623 B2 *	8/2012	Hung	H01Q 1/52	D765,601 S *	9/2016	Palmer	D13/147
				343/702	D810,749 S *	2/2018	Zhang	D14/433
8,290,193 B2 *	10/2012	Pang	H04R 1/1033	D815,600 S *	4/2018	Matsuoka	D13/147
				381/370	D826,171 S *	8/2018	Wang	D13/147
D680,102 S *	4/2013	Chen	D14/223	D831,610 S *	10/2018	Aoyagi	D14/205
8,442,257 B2 *	5/2013	Aase	H01B 13/0013	D864,963 S *	10/2019	Luo	D14/433
				381/370	D874,429 S *	2/2020	Aoyagi	D14/205
8,447,062 B2 *	5/2013	Lin	H04R 1/1033	2002/0170972 A1 *	11/2002	Kim	G06K 19/07743
				381/370					235/487
D685,764 S *	7/2013	Coulter	D14/205	2004/0204177 A1 *	10/2004	Pon	H04B 1/3883
D707,680 S *	6/2014	Akana	D14/433					455/573
D712,371 S *	9/2014	Henning	D14/205	2005/0215108 A1 *	9/2005	Chen	H01R 13/641
D713,795 S *	9/2014	Yang	D13/147					439/409
D726,145 S *	4/2015	Hsieh	D14/205	2013/0058516 A1 *	3/2013	Sullivan	H04R 1/1033
9,031,264 B2 *	5/2015	Yang	H04R 1/1033					381/380
				381/189	2013/0170692 A1 *	7/2013	Kaneko	H04R 1/1016
D732,035 S *	6/2015	Akana	D14/433					381/380
D736,150 S *	8/2015	Liu	D13/108	2014/0233746 A1 *	8/2014	Tanaka	H04R 1/1016
D742,320 S *	11/2015	Akana	D13/147					381/66
D742,355 S *	11/2015	Toelle	D14/205	2014/0233749 A1 *	8/2014	Shimizu	H04R 1/1083
D742,356 S *	11/2015	Toelle	D14/205					381/71.6
D743,370 S *	11/2015	Toelle	D14/205	2014/0376765 A1 *	12/2014	Toelle	H04R 1/1066
D743,932 S *	11/2015	Toelle	D14/205					381/384
9,241,209 B2 *	1/2016	Toelle	H04R 1/1066	2016/0322756 A1 *	11/2016	Tsai	H01R 13/6581
D751,991 S *	3/2016	Akana	D13/147	2017/0295421 A1 *	10/2017	Hung	H04R 1/1033
					2019/0306609 A1 *	10/2019	Lee	H04R 1/1066

* cited by examiner

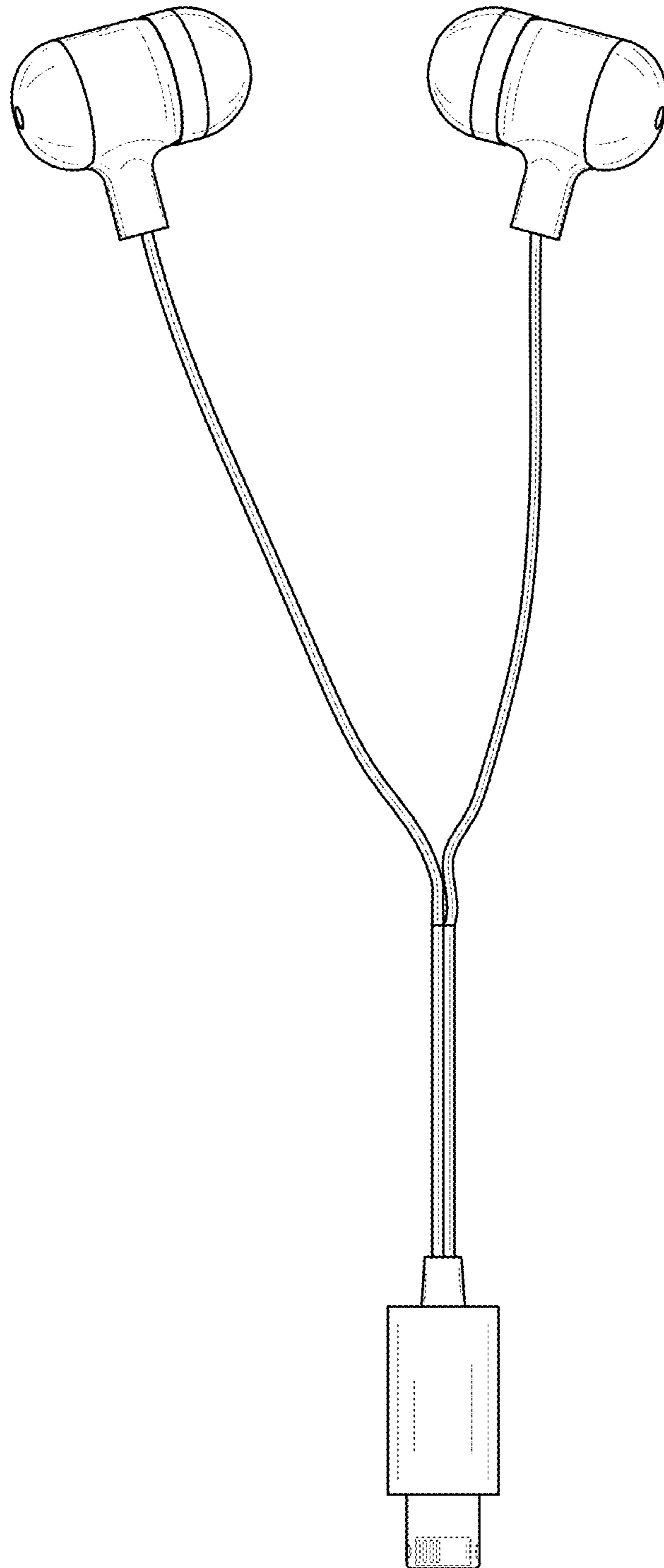


FIG. 1

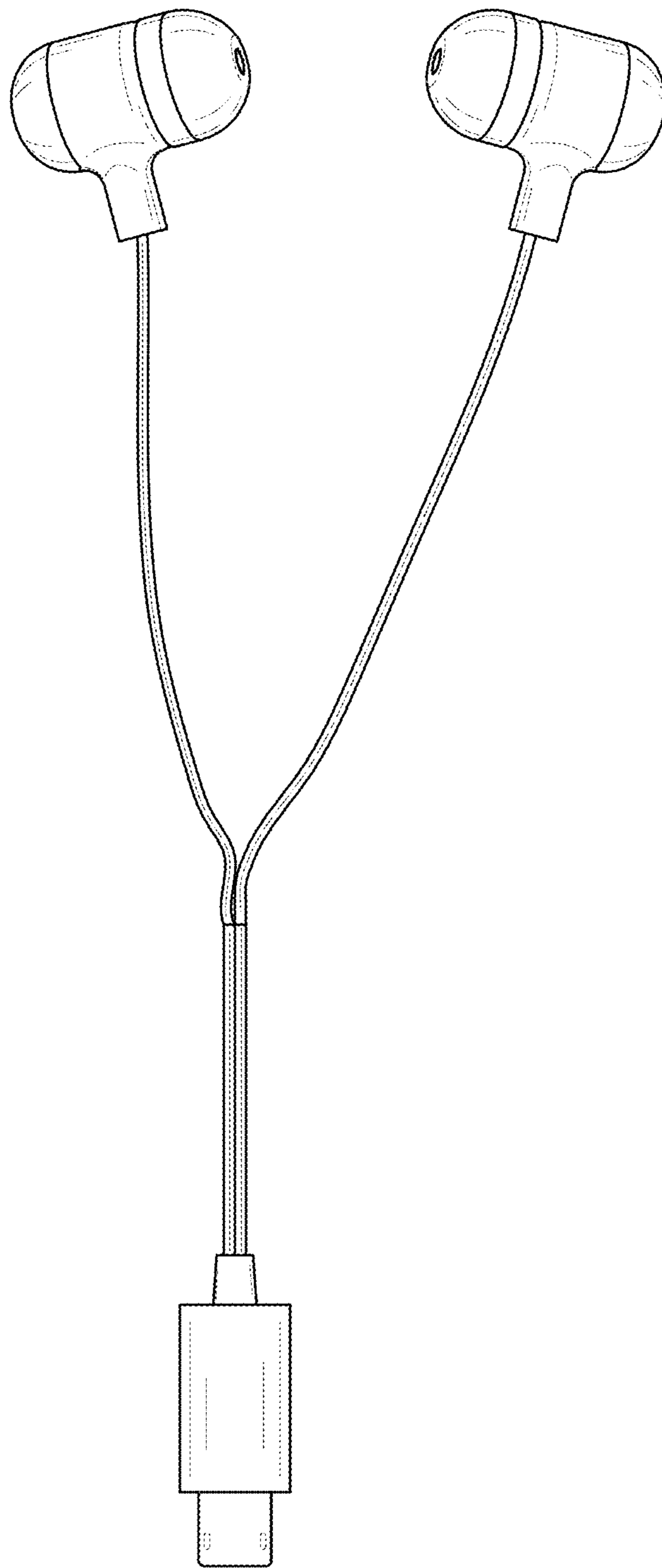


FIG.2




FIG.3

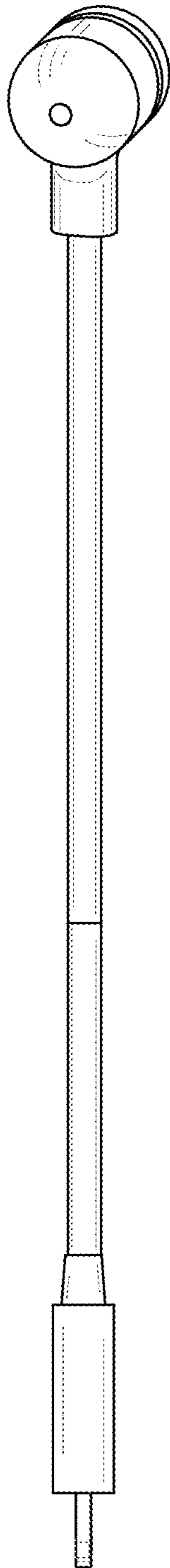


FIG.4

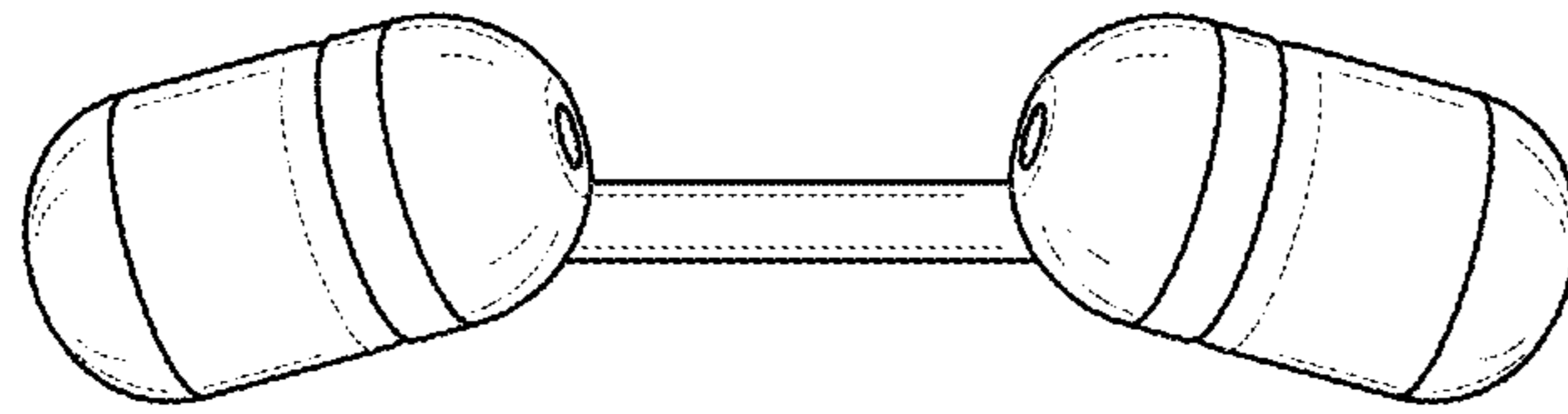


FIG. 5

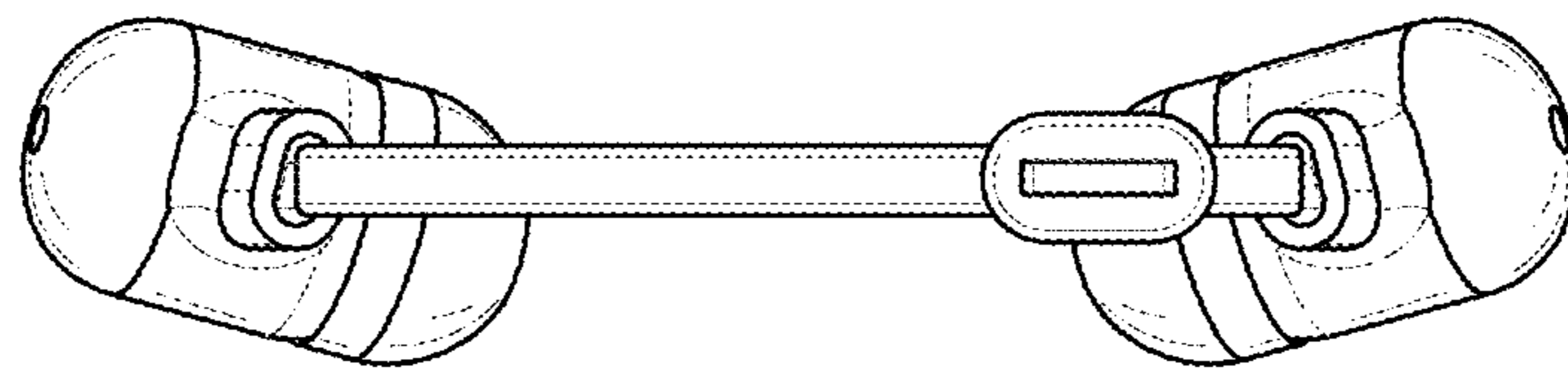


FIG. 6

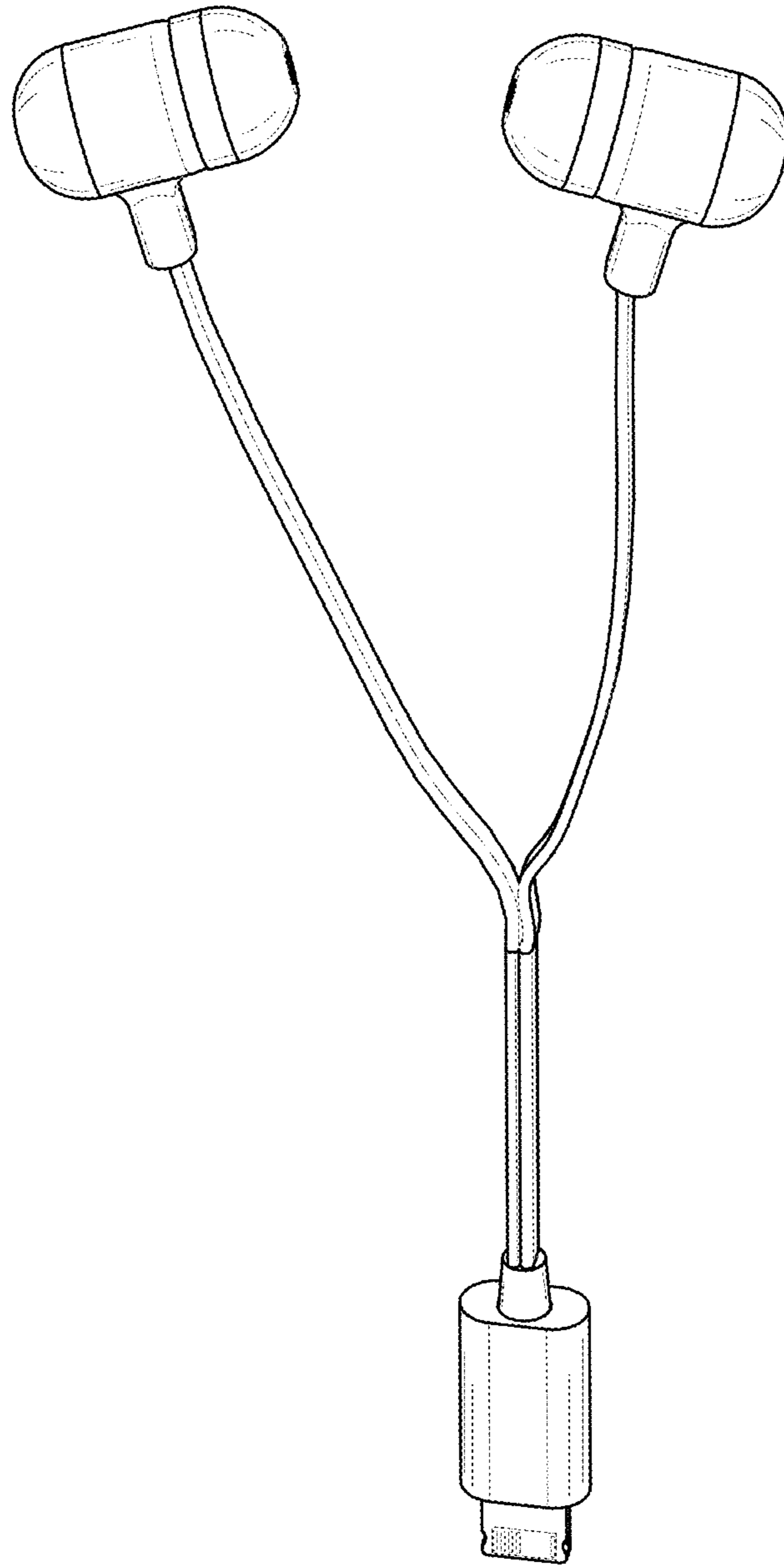


FIG. 7

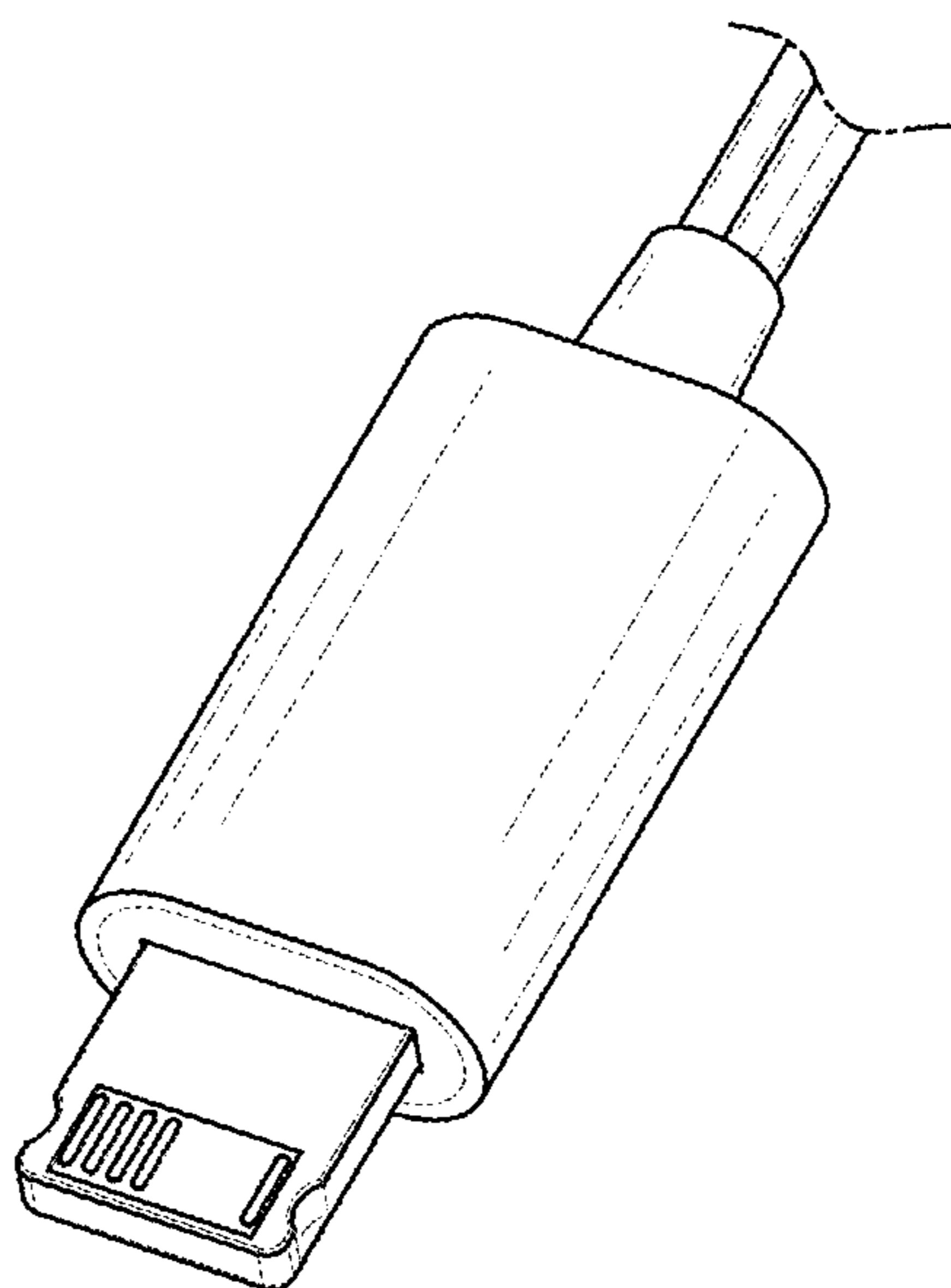


FIG. 8

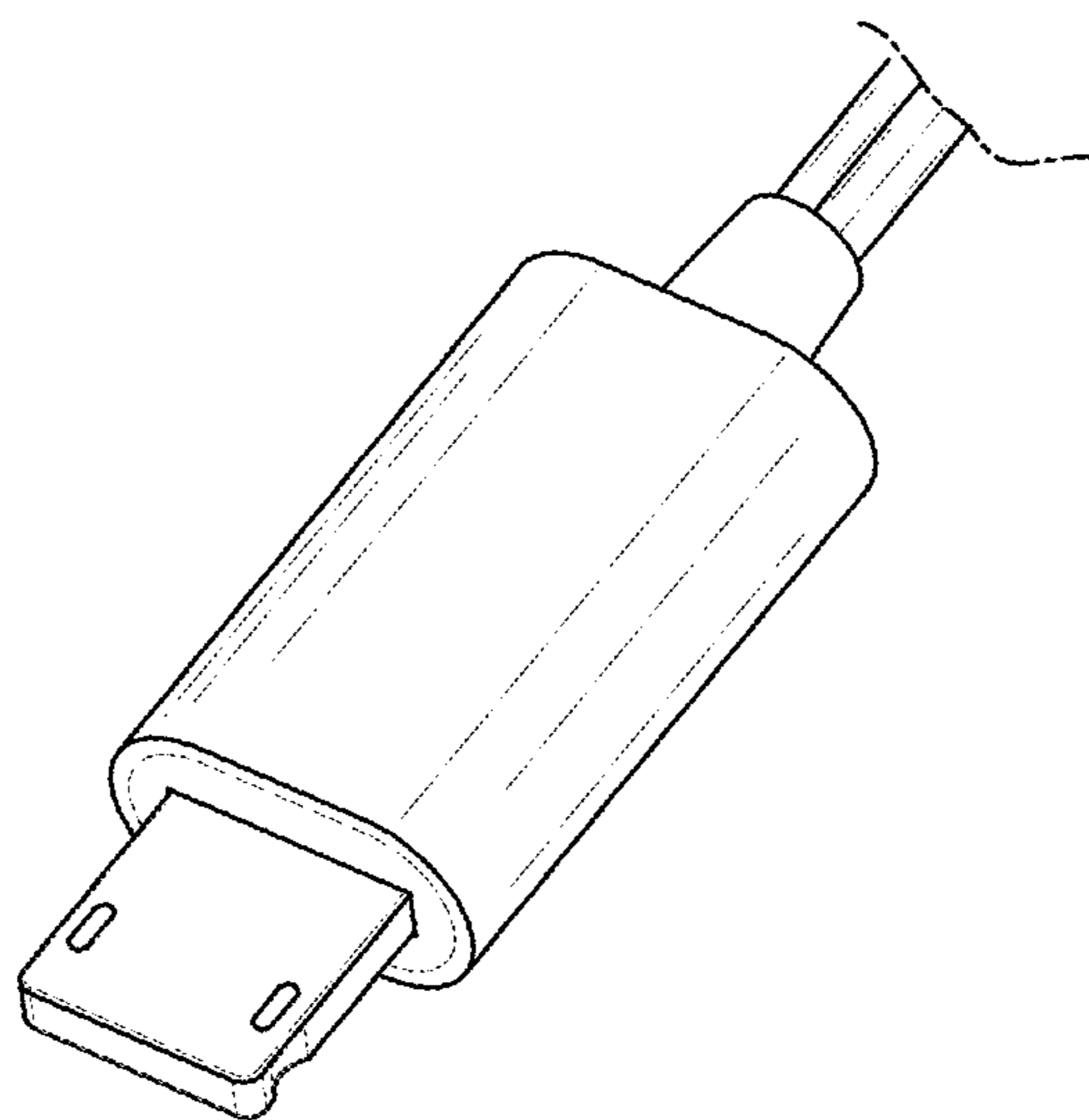


FIG. 9