



US00D881829S

(12) **United States Design Patent**  
**Roy**

(10) **Patent No.:** **US D881,829 S**  
(45) **Date of Patent:** **\*\* \*Apr. 21, 2020**

(54) **ELECTRONIC EQUIPMENT CABINET WITH HEAT INSULATED COMPARTMENT**

(71) Applicant: **Switch, Ltd.**, Las Vegas, NV (US)

(72) Inventor: **Rob Roy**, Las Vegas, NV (US)

(73) Assignee: **Switch, Ltd.**, Las Vegas, NV (US)

(\*) Notice: This patent is subject to a terminal disclaimer.

(\*\*) Term: **15 Years**

(21) Appl. No.: **29/661,009**

(22) Filed: **Aug. 23, 2018**

(51) **LOC (12) Cl.** ..... **13-03**

(52) **U.S. Cl.**  
USPC ..... **D13/184**

(58) **Field of Classification Search**

USPC ..... D13/184, 177, 162, 158, 133, 139.4;  
312/236, 239, 327-329

(Continued)

(56) **References Cited**

U.S. PATENT DOCUMENTS

D265,478 S \* 7/1982 Seaman ..... D14/140.3  
D379,004 S \* 4/1997 Keijser ..... D13/184

(Continued)

*Primary Examiner* — Keli L Hill

*Assistant Examiner* — Harold E Blackwell, II

(74) *Attorney, Agent, or Firm* — Kevin D. Everage


(57) **CLAIM**

The ornamental design for an electronic equipment cabinet with heat insulated compartment, as shown and described.

**DESCRIPTION**

FIG. 1 is a perspective view of electronic equipment cabinet with heat insulated compartment in accordance with a first preferred embodiment of the present invention; FIG. 2 is a rear elevational view of the electronic equipment cabinet with heat insulated compartment of FIG. 1; FIG. 3 is a front elevational view of the electronic equipment cabinet with heat insulated compartment of FIG. 1; FIG. 4 is a right elevational view of the electronic equipment cabinet with heat insulated compartment of FIG. 1; FIG. 5 is a left elevational view of the electronic equipment cabinet with heat insulated compartment of FIG. 1; FIG. 6 is a top plan view of the electronic equipment cabinet with heat insulated compartment of FIG. 1; FIG. 7 is a bottom plan view of the electronic equipment cabinet with heat insulated compartment of FIG. 1; FIG. 8 is a perspective view of the electronic equipment cabinet with heat insulated compartment in accordance with a second preferred embodiment of the present invention; FIG. 9 is a rear elevational view of the electronic equipment cabinet with heat insulated compartment of FIG. 8; FIG. 10 is a front elevational view of the electronic equipment cabinet with heat insulated compartment of FIG. 8; FIG. 11 is a right elevational view of the electronic equipment cabinet with heat insulated compartment of FIG. 8; FIG. 12 is a left elevational view of the electronic equipment cabinet with heat insulated compartment of FIG. 8; FIG. 13 is a top plan view of the electronic equipment cabinet with heat insulated compartment of FIG. 8; and, FIG. 14 is a bottom plan view of the electronic equipment cabinet with heat insulated compartment of FIG. 8. The broken lines depict portions of the electronic equipment cabinet with heat insulated compartment that form no part of the claimed design.

**1 Claim, 12 Drawing Sheets**



US D881,829 S

(58) **Field of Classification Search**

CPC ... G02B 6/12; G02B 6/26; G02B 6/36; G02B  
6/42; G02B 6/43; G02B 6/44; H01R  
13/62

See application file for complete search history.

(56) **References Cited**

U.S. PATENT DOCUMENTS

D387,035 S \* 12/1997 Hartel ..... D13/184  
D390,835 S \* 2/1998 Mayfield, III ..... D13/184  
D391,232 S \* 2/1998 Hartel ..... D13/184  
D428,605 S \* 7/2000 Claprod ..... D13/184  
D432,098 S \* 10/2000 Nelson ..... D13/184  
6,185,098 B1 \* 2/2001 Benavides ..... H05K 7/1488  
174/387  
6,882,531 B2 \* 4/2005 Modica ..... G06F 1/20  
165/80.3  
D530,287 S \* 10/2006 Stolpe ..... D13/162  
D543,161 S \* 5/2007 Stepputat ..... D13/184  
D572,672 S \* 7/2008 Adducci ..... D13/184  
7,438,638 B2 \* 10/2008 Lewis, II ..... H05K 9/0041  
361/679.48

D584,252 S \* 1/2009 Lewis, II ..... D13/184  
D588,081 S \* 3/2009 Lewis, II ..... D13/184  
D633,059 S \* 2/2011 Delakowitz ..... D13/184  
D663,134 S \* 7/2012 Wu ..... D6/708  
D706,228 S \* 6/2014 Ishiura ..... D13/110  
8,913,382 B2 \* 12/2014 Wang ..... H05K 7/1492  
361/679.5  
8,917,513 B1 \* 12/2014 Hazzard ..... H05K 7/1498  
361/724  
9,019,706 B2 \* 4/2015 Ning ..... H05K 7/1492  
312/223.2  
D743,358 S \* 11/2015 Cagliani ..... D13/184  
D801,084 S \* 10/2017 Thuma ..... D6/663  
D801,291 S \* 10/2017 Gerber ..... D13/184  
9,872,562 B2 \* 1/2018 Brunner ..... A47B 31/00  
D812,025 S \* 3/2018 Cagliani ..... D13/184  
D818,605 S \* 5/2018 Menon ..... D24/232  
D843,335 S \* 3/2019 Gilbreath ..... D13/184  
D870,687 S \* 12/2019 Roy ..... D13/184  
D870,688 S \* 12/2019 Roy ..... D13/184  
2012/0061335 A1 \* 3/2012 Fan ..... H05K 5/0239  
211/26  
2014/0027392 A1 \* 1/2014 Crippen ..... H05K 7/1488  
211/26

\* cited by examiner

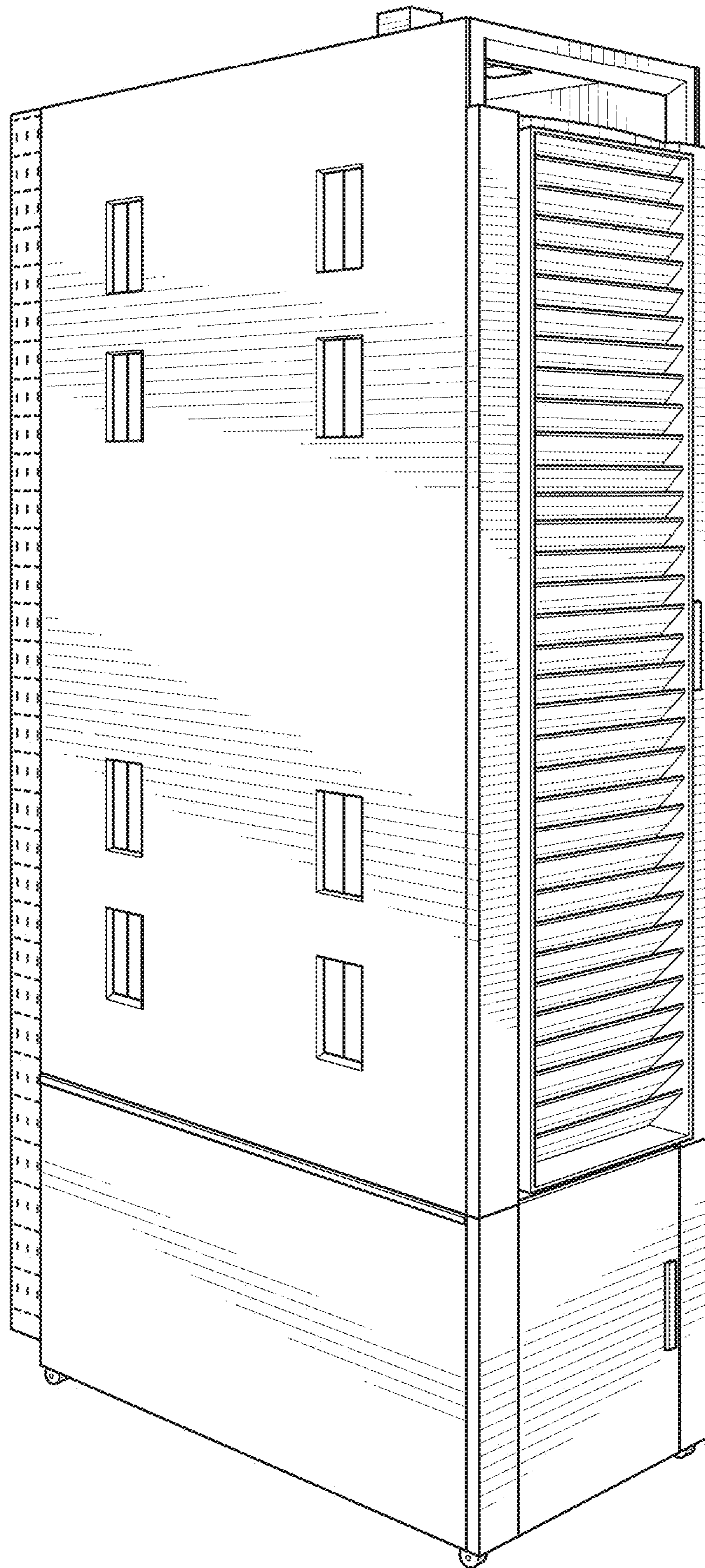


FIG. 1

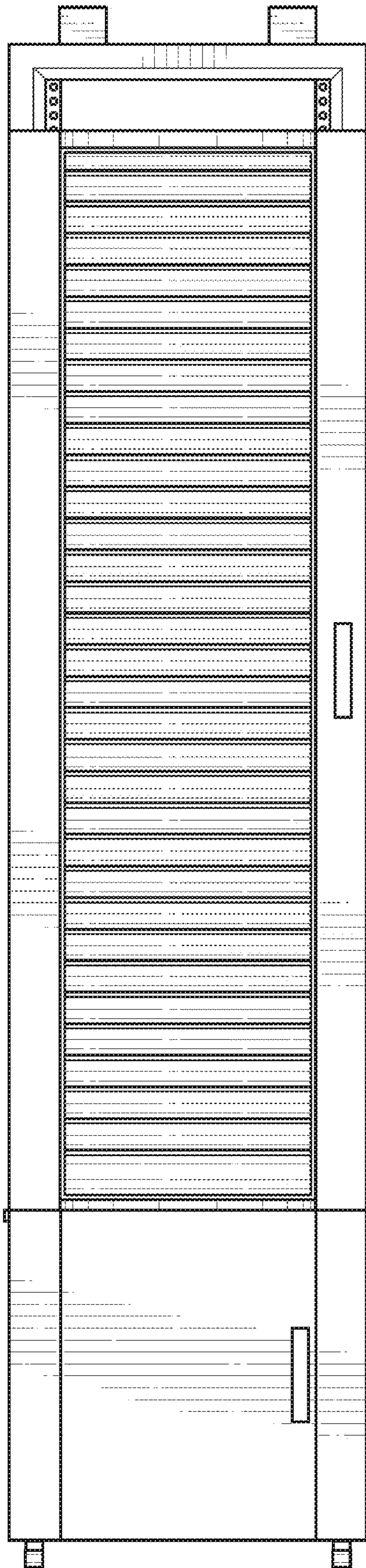


FIG. 2

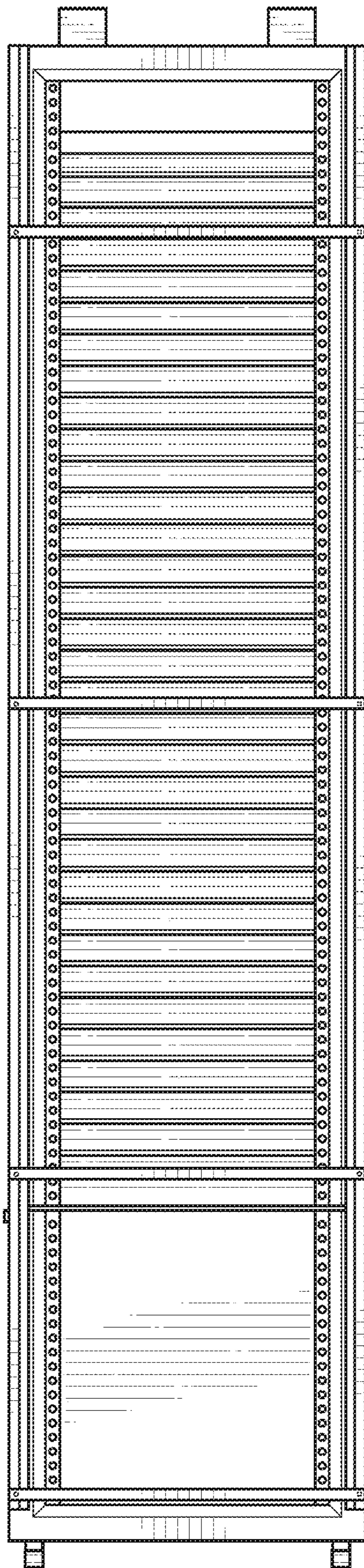


FIG. 3

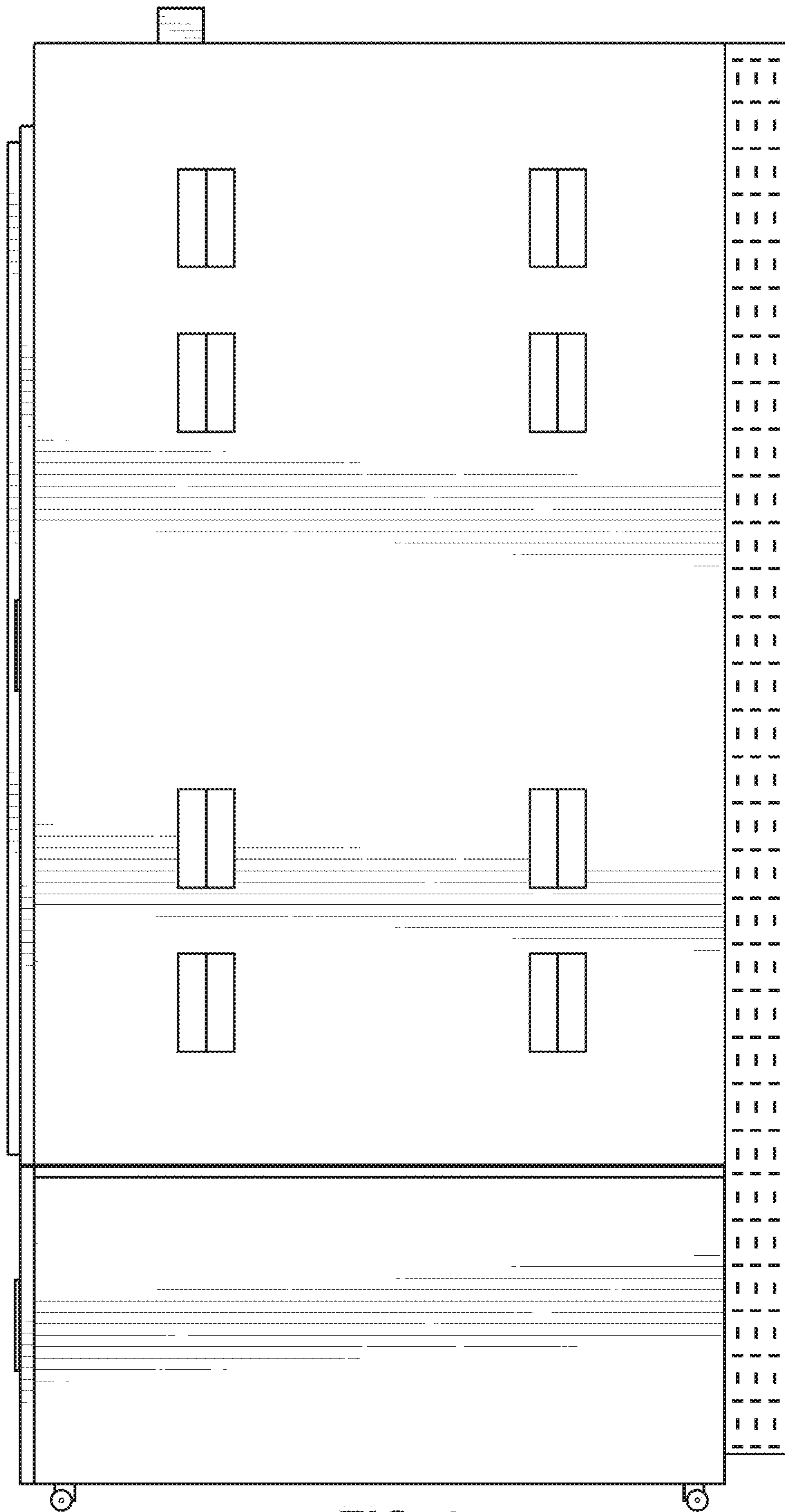


FIG. 4

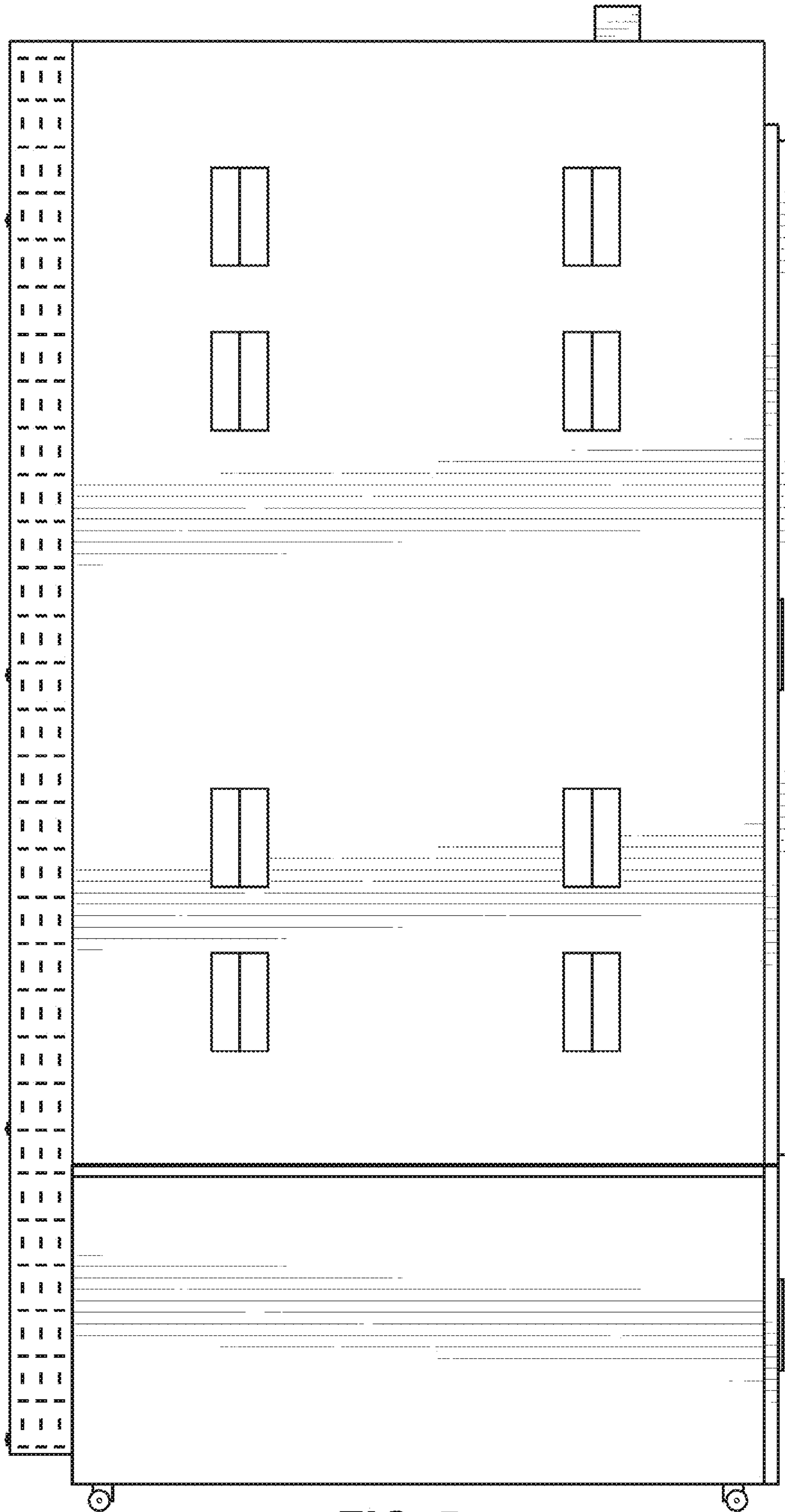


FIG. 5

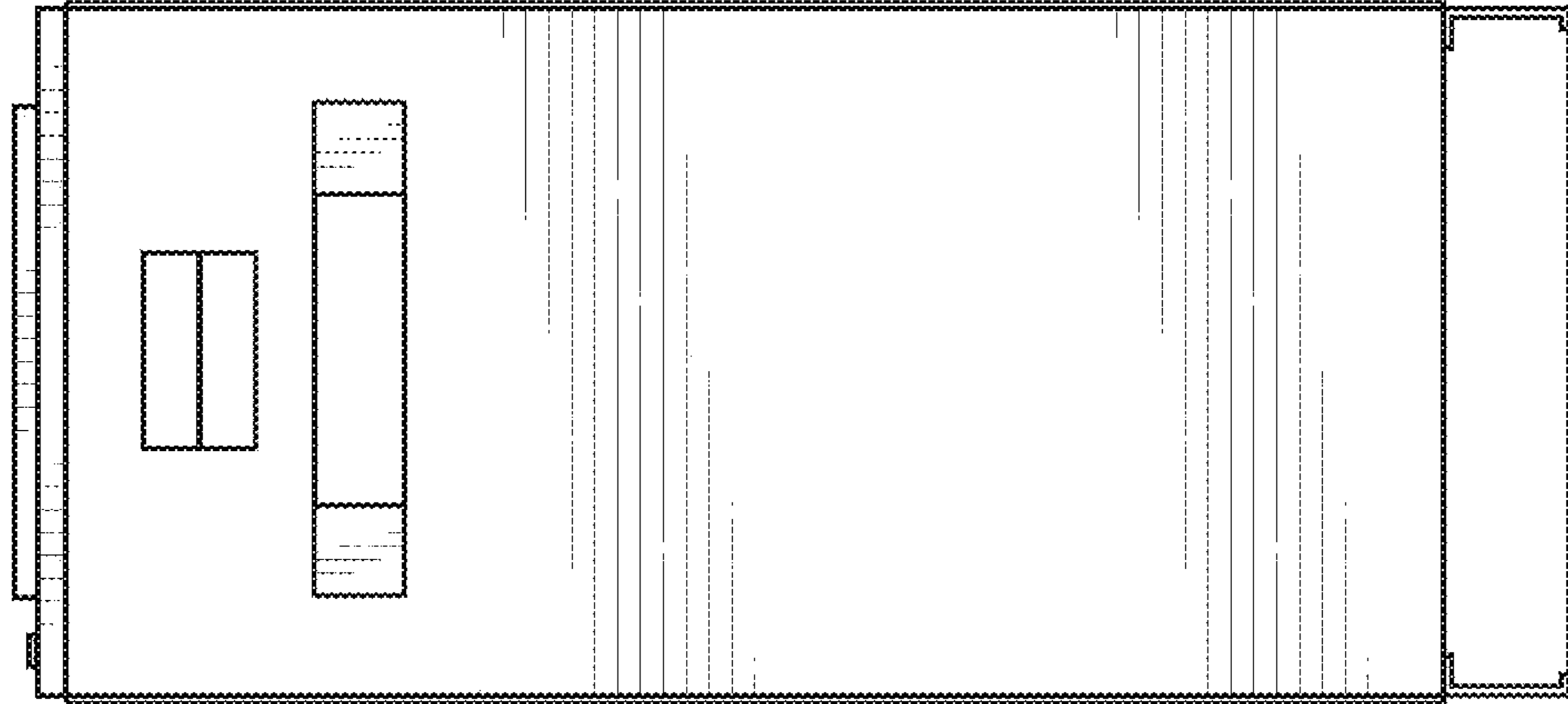


FIG. 6

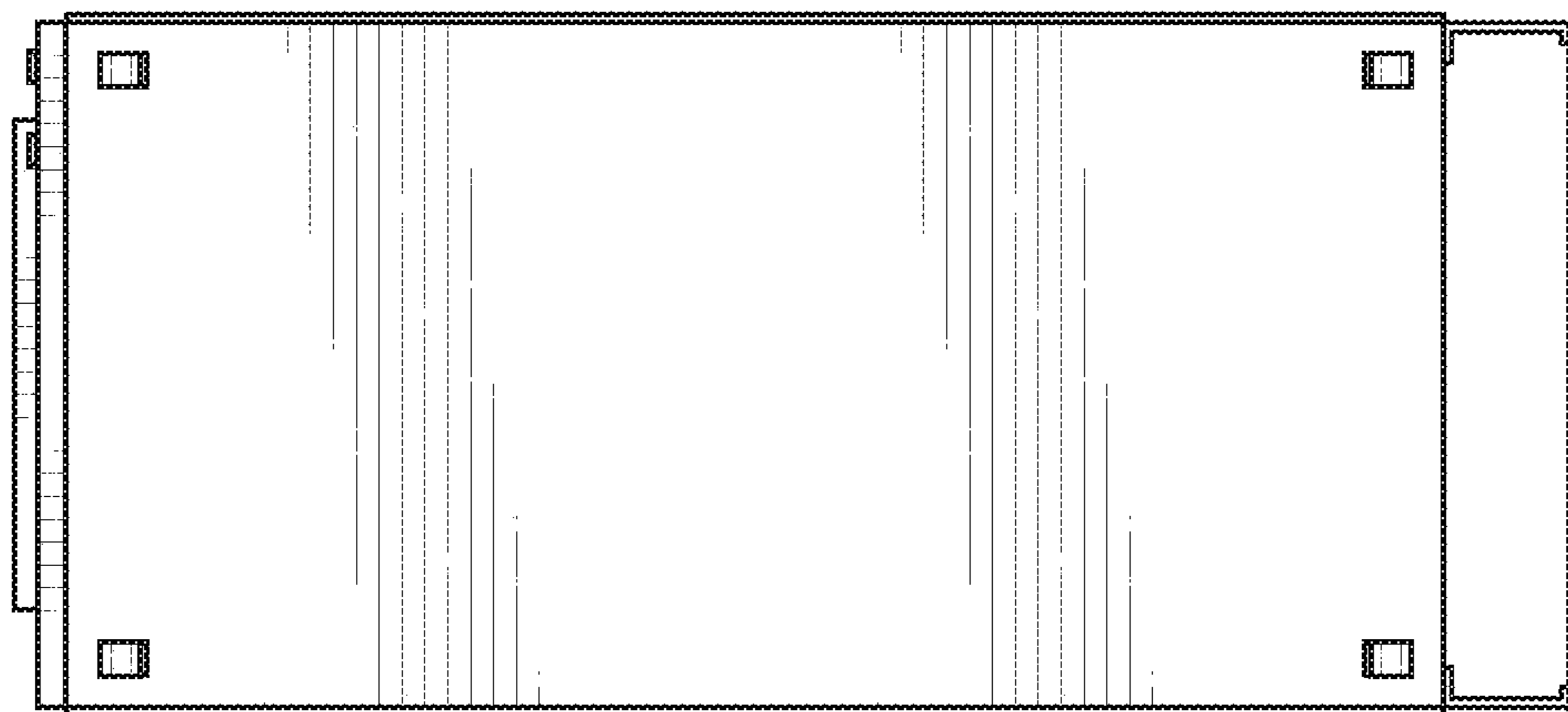


FIG. 7



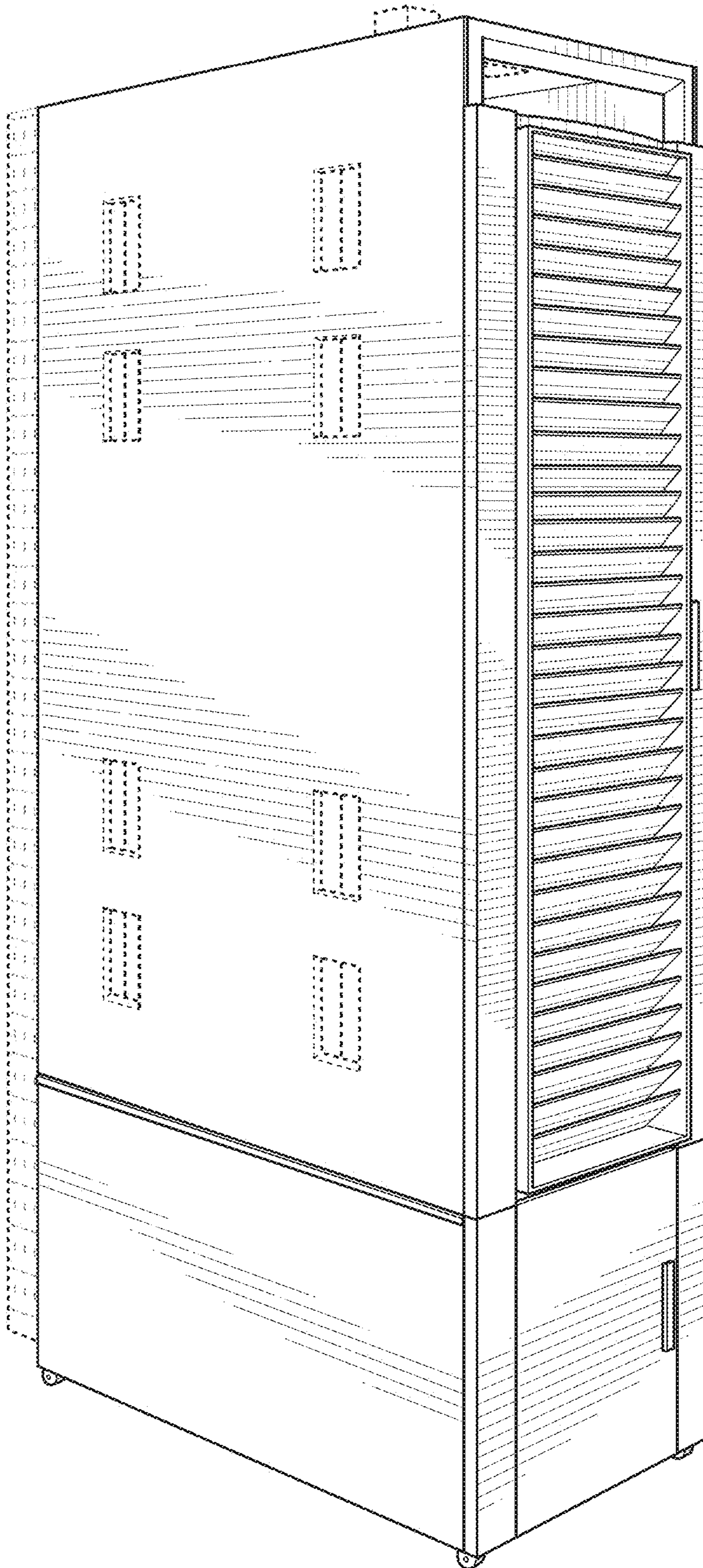


FIG. 8

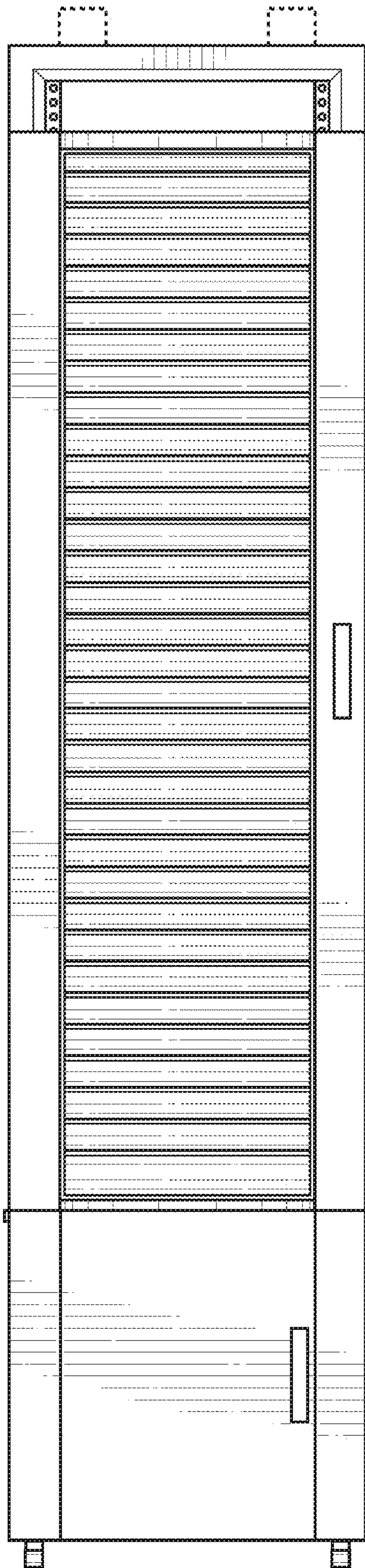


FIG. 9

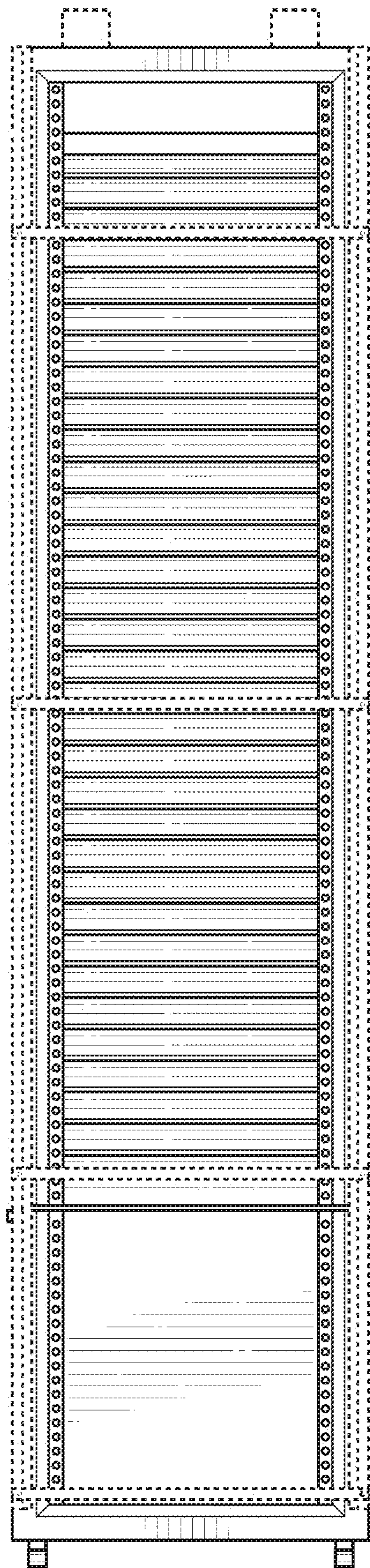


FIG. 10

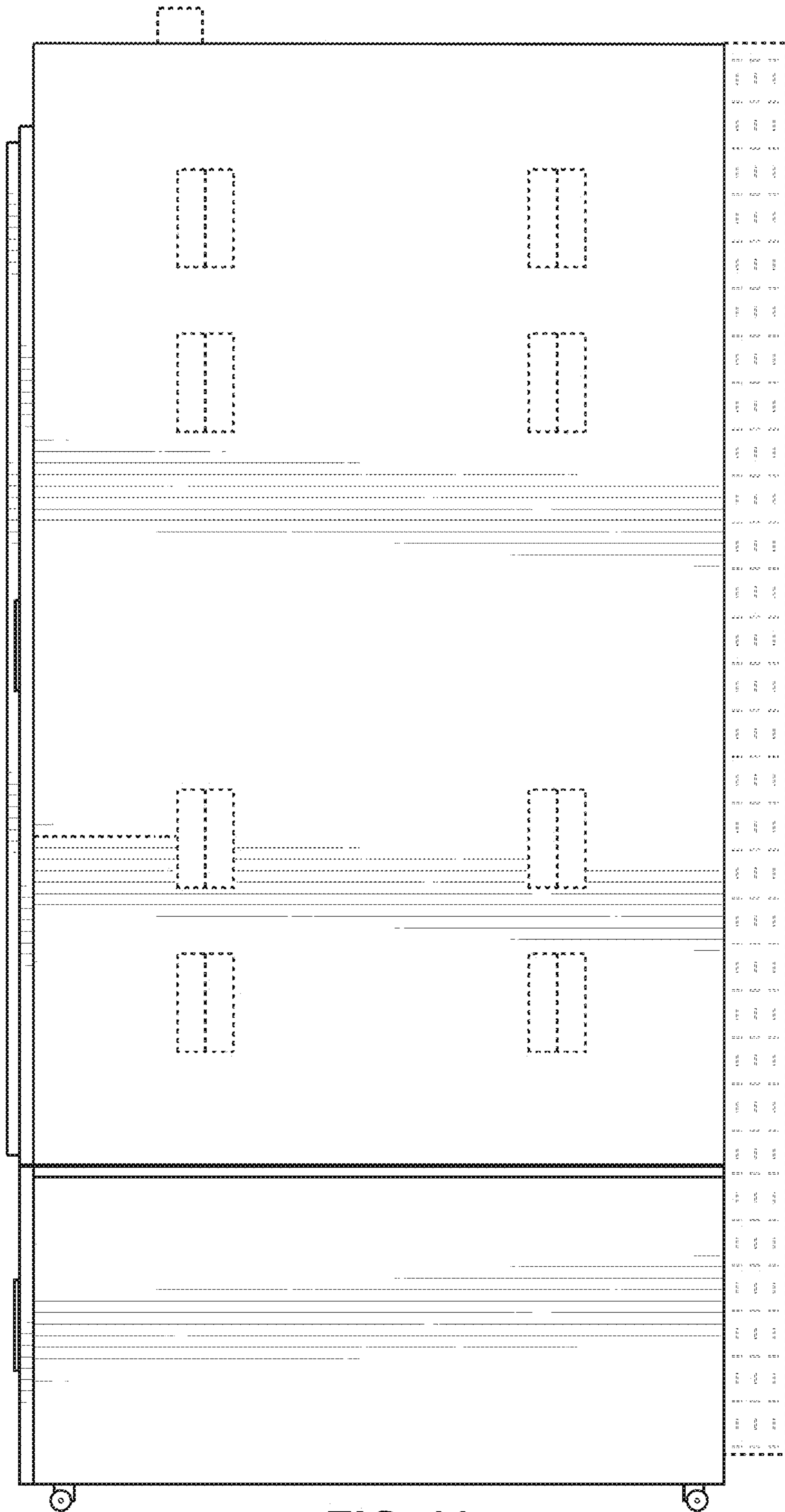


FIG. 11




FIG. 12

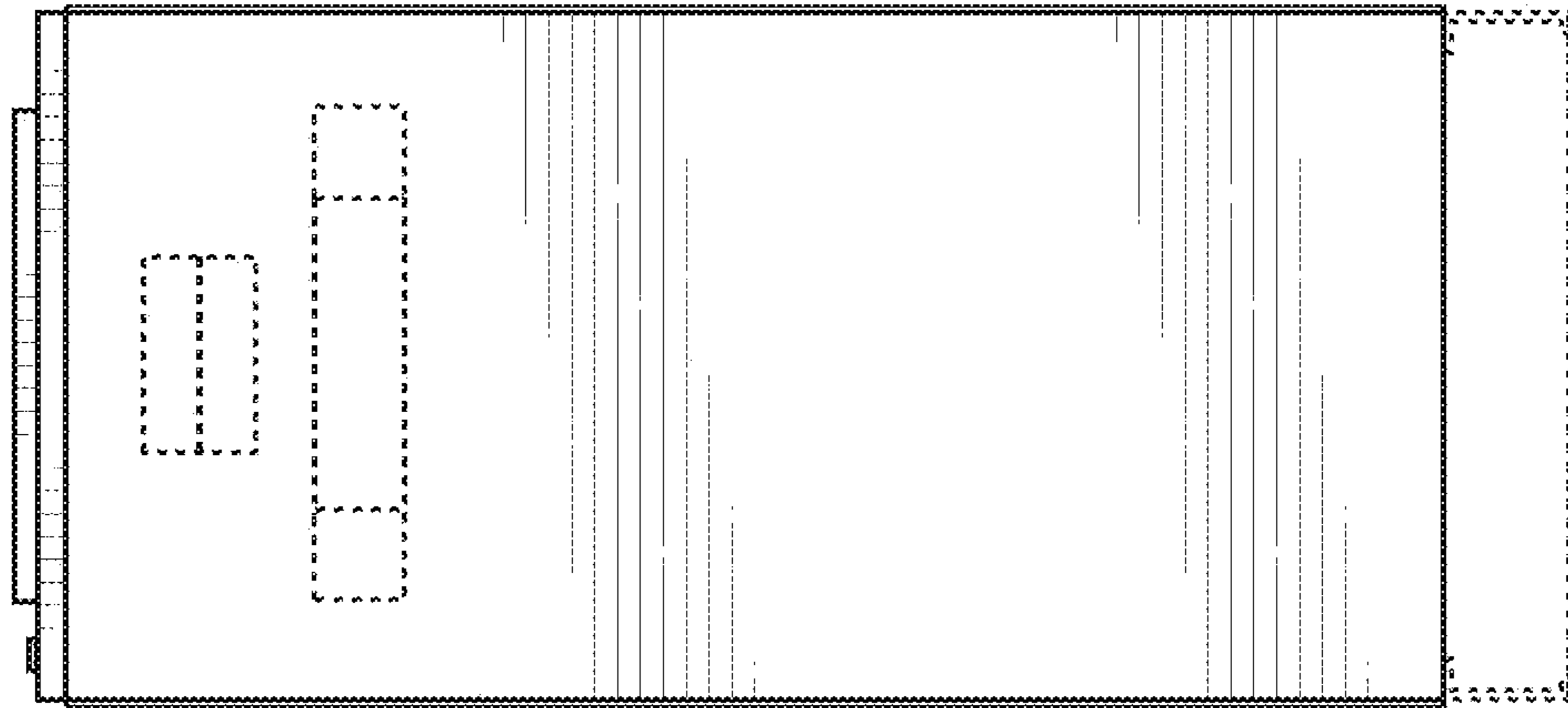


FIG. 13

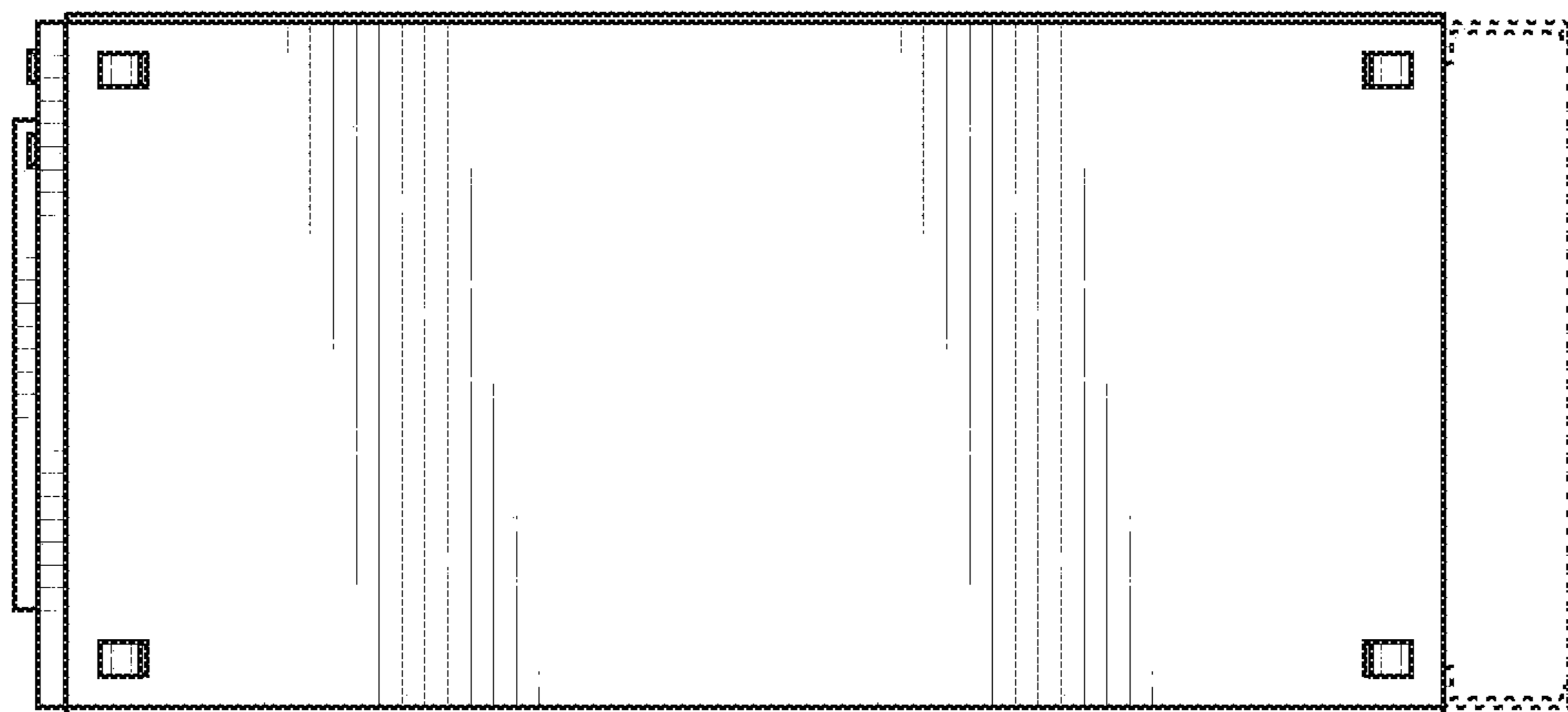


FIG. 14