



US00D881824S

(12) **United States Design Patent**
Masaki et al.

(10) **Patent No.:** **US D881,824 S**
(45) **Date of Patent:** **** Apr. 21, 2020**

(54) **RELAY SOCKET**

(71) Applicant: **OMRON Corporation**, Kyoto-shi,
Kyoto (JP)

(72) Inventors: **Kenichiro Masaki**, Kumamoto (JP);
Keisuke Yano, Kikuchi (JP); **Shinya**
Matsuo, Yamaga (JP); **Tomokazu**
Ikeda, Yamaga (JP)

(73) Assignee: **OMRON Corporation**, Kyoto (JP)

(**) Term: **15 Years**

(21) Appl. No.: **29/662,854**

(22) Filed: **Sep. 10, 2018**

(30) **Foreign Application Priority Data**

Mar. 14, 2018 (JP) 2018-005319

(51) **LOC (12) Cl.** **13-03**

(52) **U.S. Cl.**
USPC **D13/159**

(58) **Field of Classification Search**
USPC D13/110, 123, 133, 146, 147, 158-160,
D13/173, 178, 184, 199, 118, 149,
D13/154-156, 103, 107, 108; D8/349,
D8/954, 377, 382, 390; D25/119
CPC . H01R 9/22; H01R 9/223; H01R 9/24; H01R
9/26; H01R 9/2608; H01R 9/2633; H01R
13/62

See application file for complete search history.

(56) **References Cited**

U.S. PATENT DOCUMENTS

3,135,572 A * 6/1964 Curtis H01R 9/26
439/716
3,420,029 A * 1/1969 Martin E04B 1/6129
52/483.1
D239,258 S * 3/1976 Faul D8/382

4,472,011 A * 9/1984 Durkop H01R 9/2633
439/131
4,946,148 A * 8/1990 Kim G11B 23/08721
242/345.2
5,135,415 A * 8/1992 Huber H01R 9/2608
439/347
D336,635 S * 6/1993 Johnston, Jr. D13/173
D398,835 S * 9/1998 Coll D8/354
D401,211 S * 11/1998 Simpson D12/223

(Continued)

OTHER PUBLICATIONS

Vintage Doll repair, dated Mar. 16, 2015, [online], [site visited Dec. 13, 2019]. Available from Internet, URL: <https://vintagedollrepair.weebly.com/busy-baby-ride-a-bike-aka-bikey-battery-operated-version.html> (Year: 2015).*

(Continued)

Primary Examiner — Angela J Lee

Assistant Examiner — Shawn T Gingrich

(74) *Attorney, Agent, or Firm* — Capitol City TechLaw

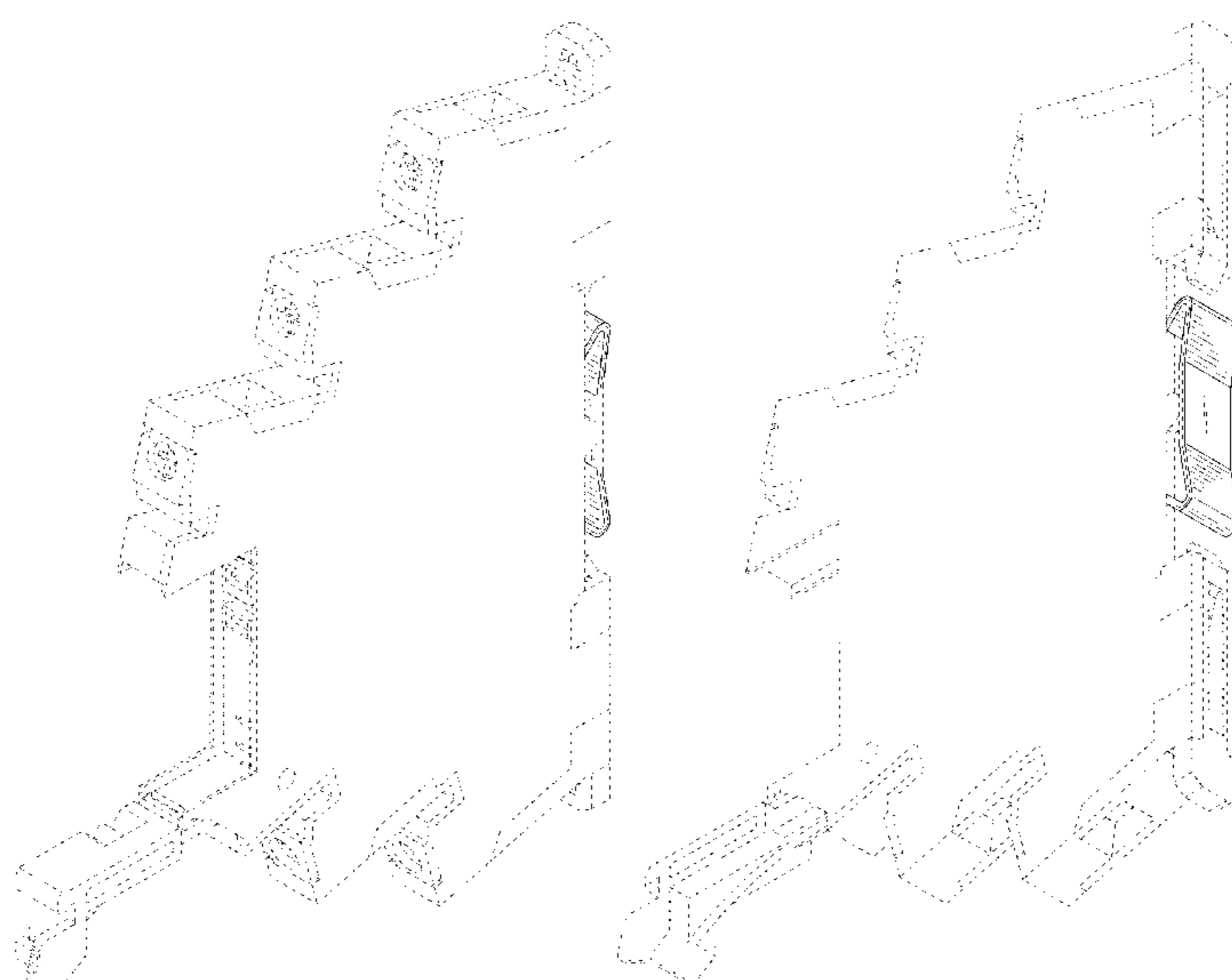
(57) **CLAIM**

The ornamental design for a relay socket, as shown and described.

DESCRIPTION

FIG. 1 is a front, top, and right side perspective view of a relay socket showing our new design;
FIG. 2 is a rear, bottom, and right side perspective view thereof;
FIG. 3 is a front view thereof;
FIG. 4 is a rear view thereof;
FIG. 5 is a left side view thereof;
FIG. 6 is a right side view thereof;
FIG. 7 is a top view thereof; and,
FIG. 8 is a bottom view thereof.
The broken lines in the figures show portions of the relay socket that form no part of the claimed design.

1 Claim, 6 Drawing Sheets



(56)

References Cited

U.S. PATENT DOCUMENTS

6,146,186 A * 11/2000 Barrat H01R 4/2416
 439/410
 D573,266 S * 7/2008 Chefren D25/119
 8,581,131 B2 * 11/2013 Pollmann H01H 1/365
 200/554
 D700,897 S * 3/2014 Min D13/159
 D717,636 S * 11/2014 Stanley D8/363
 10,236,600 B2 * 3/2019 Berg H01R 9/24
 D850,895 S * 6/2019 Rehhahn D8/382
 D856,784 S * 8/2019 Zeilinger D8/354
 D866,308 S * 11/2019 Rehhahn D8/382
 2002/0168903 A1 * 11/2002 Habedank H02B 1/052
 439/716
 2008/0106266 A1 * 5/2008 Diessel H01R 9/2616
 324/415
 2013/0052884 A1 * 2/2013 Hanses H01R 9/2683
 439/816
 2015/0147907 A1 * 5/2015 Goerlitzer H01R 9/2625
 439/512

2016/0240940 A1 * 8/2016 Wu H01R 4/4827
 2018/0097339 A1 * 4/2018 Bocker H01R 9/2608
 2019/0288414 A1 * 9/2019 Masaki H01R 9/2608
 2019/0335597 A1 * 10/2019 Schumacher H05K 5/0234

OTHER PUBLICATIONS

Comet Flat Spring Calculator SimApp , dated Sep. 17, 2016, [online], [site visited Dec. 13, 2019]. Available from Internet, URL: <http://cometsolutions.com/work/flat-spring-calculator-simapp/> (Year: 2016).*

Uzi Leaf Spring , No date, [online], [site visited Dec. 13, 2019]. Available from Internet, URL: <https://www.apexgunparts.com/uzi-leaf-spring-gd.html> (Year: 2019).*

Small carbon steel material leaf spring , No date, [online], [site visited Dec. 13, 2019]. Available from Internet, URL: <https://www.globalsources.com/si/AS/Tianjin-Wangxia/6008840636974/pdtl/Small-carbon-steel-material-leaf-spring/1139137571.htm> (Year: 2019).*

Kenichiro Masaki et al., Relay Socket, Design U.S. Appl. No. 29/622,840, filed Sep. 10, 2018, in the USPTO.

* cited by examiner

Fig. 1

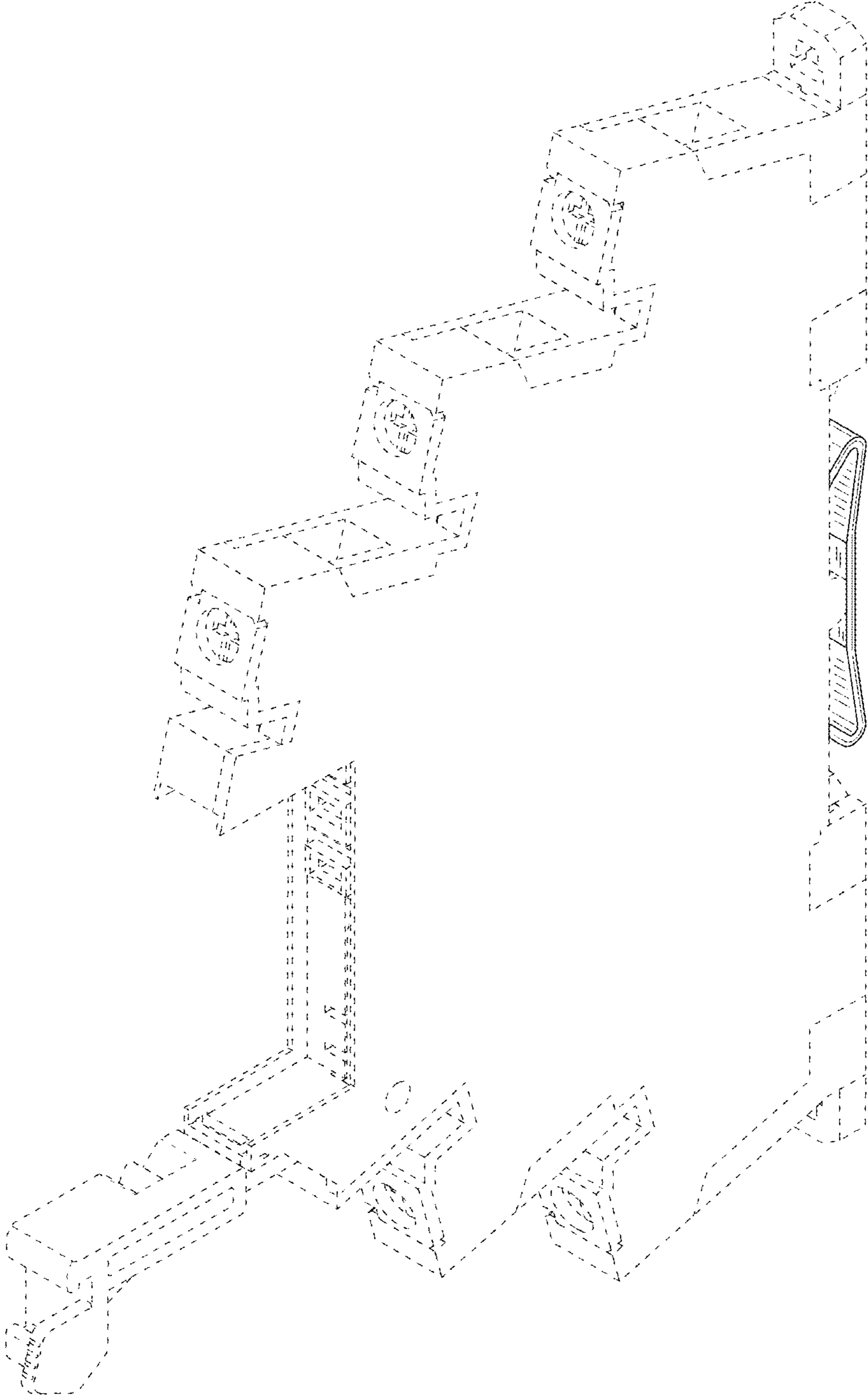


Fig. 2

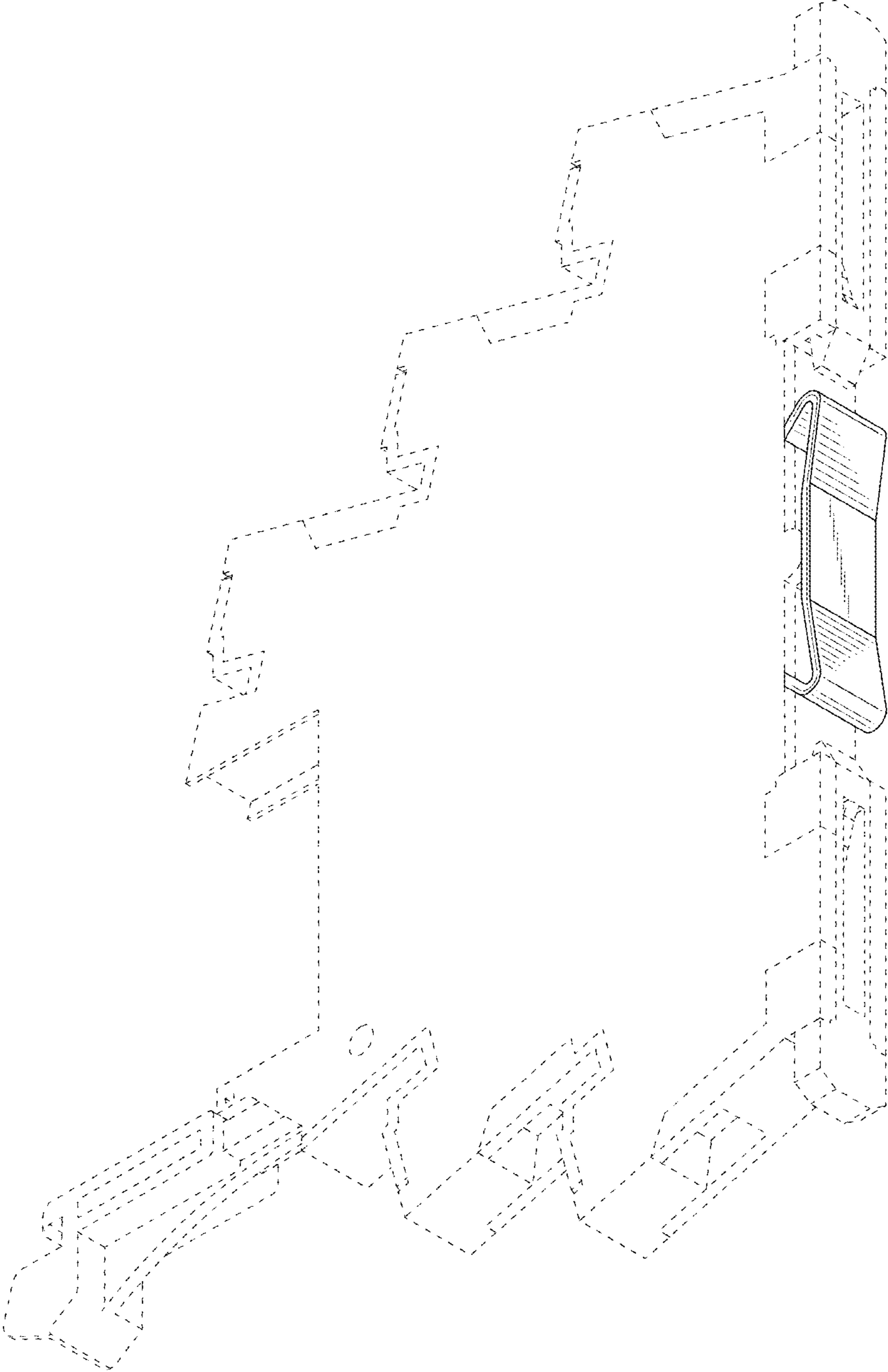


Fig. 3




Fig. 4



Fig. 5

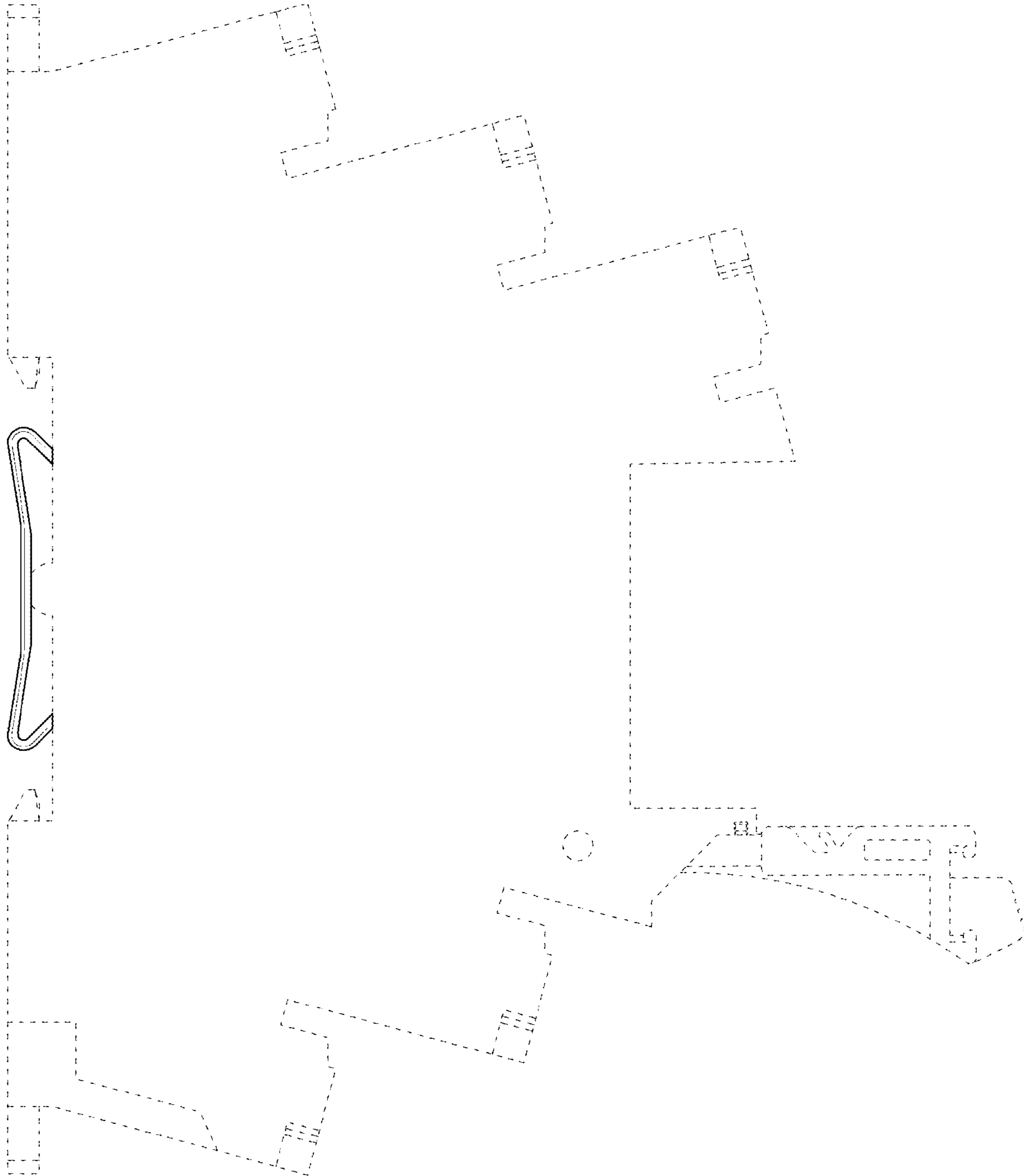


Fig. 6

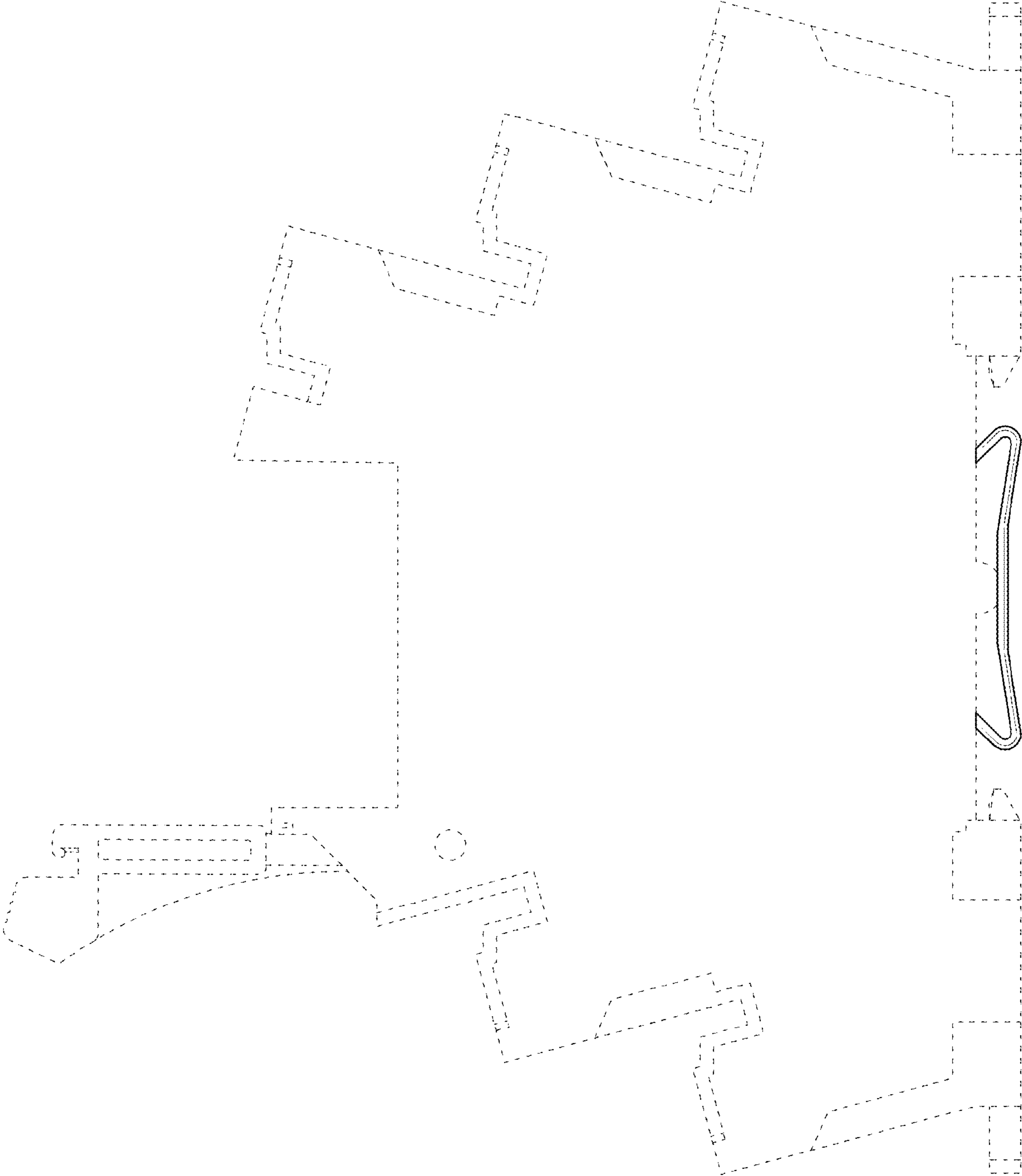


Fig. 7




Fig. 8

