



US00D881822S

(12) **United States Design Patent** (10) **Patent No.:** **US D881,822 S**
Wladyka et al. (45) **Date of Patent:** **** Apr. 21, 2020**

(54) **MATERIAL HAVING AN EDGE SHAPE**

4,863,551 A 9/1989 Ogura
D344,489 S * 2/1994 Webb D12/345
D348,387 S * 7/1994 Sullivan D25/60
(Continued)

(71) Applicant: **Laird Technologies, Inc.**, Earth City, MO (US)

(72) Inventors: **Michael S. Wladyka**, Brecksville, OH (US); **Keith David Johnson**, Westlake, OH (US); **Jason L. Strader**, Cleveland, OH (US); **Mark D. Kittel**, Berea, OH (US); **Jingting Yang**, Fremont, CA (US)

FOREIGN PATENT DOCUMENTS

EP 2814057 A2 12/2014
EP 2814057 A3 6/2015
(Continued)

(73) Assignee: **Laird Technologies, Inc.**, Chesterfield, MO (US)

European Search Report for EP17178138.8 filed Jun. 27, 2017 which names the same applicant and 2 of the same inventors but is not related through a priority claim, 6 pages.
(Continued)

(**) Term: **15 Years**

(21) Appl. No.: **29/621,302**

Primary Examiner — Llorelys Martinez
(74) *Attorney, Agent, or Firm* — Harness, Dickey & Pierce, P.L.C.; Anthony G. Fussner

(22) Filed: **Oct. 6, 2017**

(51) **LOC (12) Cl.** **13-03**

(52) **U.S. Cl.**
USPC **D13/154**; D13/199

(57) **CLAIM**

The ornamental design for a material having an edge shape, as shown and described.

(58) **Field of Classification Search**
USPC D13/123, 154, 182, 184, 199; D25/48.2, D25/119, 199; D7/388; D23/269, 386; D12/221, 222, 345
CPC . H01B 3/00; H01B 3/008; H01B 3/28; H01B 3/30; H01B 3/44; H01B 3/46; H01R 13/6598; H01R 13/6599; H01H 2211/00; H01H 2211/024; F28F 3/00; F28F 3/005; H05K 9/00; H05K 9/0015; H05K 9/0016; H05K 9/0022; H05K 9/0024; H05K 9/003

DESCRIPTION

FIG. 1 is a perspective view of a material having an edge shape, showing our new design;
FIG. 2 is a cross-sectional perspective view of the material having an edge shape of FIG. 1, taken along lines 2-2 in FIG. 1;
FIG. 3 is a top plan view of the material having an edge shape of FIG. 1;
FIG. 4 is a right side elevation view of the material having an edge shape of FIG. 1; and,
FIG. 5 is a left side elevation view of the material having an edge shape of FIG. 1.
The broken lines in FIGS. 1-7 illustrate portions of the material having an edge shape that form no part of the claimed design.

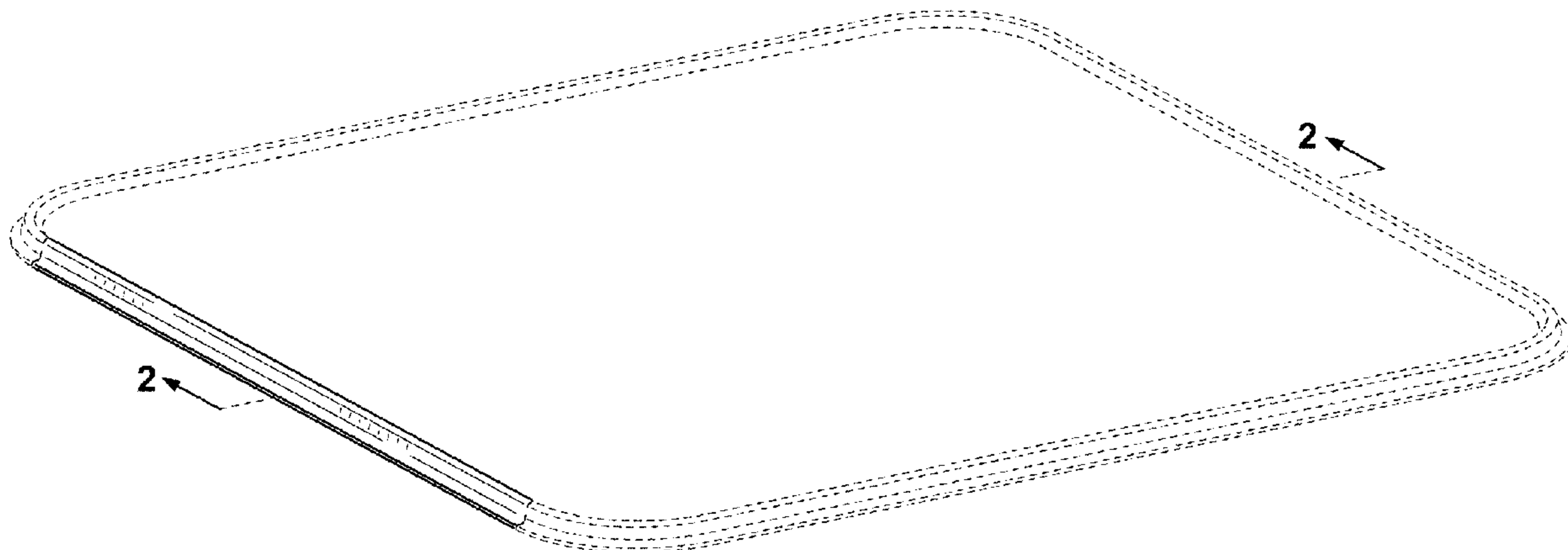
See application file for complete search history.

(56) **References Cited**

U.S. PATENT DOCUMENTS

D114,239 S * 4/1939 Ryan D13/154
4,058,537 A 11/1977 Mueller
4,199,490 A 4/1980 Kamiya et al.
4,678,115 A 7/1987 Weisert

1 Claim, 3 Drawing Sheets



(56)

References Cited

U.S. PATENT DOCUMENTS

5,700,340 A 12/1997 Johnson et al.
 5,943,557 A 8/1999 Moden
 6,391,686 B1 5/2002 Shiozawa
 6,696,639 B1* 2/2004 Nurmi H05K 9/0015
 174/363
 6,987,671 B2 1/2006 Houle
 7,004,244 B2 2/2006 Rauch
 7,229,683 B2 6/2007 Fischer et al.
 7,488,900 B1* 2/2009 Kline H05K 9/0015
 174/355
 7,821,126 B2 10/2010 Houle et al.
 7,906,845 B1 3/2011 Galloway et al.
 D644,757 S* 9/2011 Vappula D25/199
 8,445,102 B2 5/2013 Strader et al.
 D690,272 S* 9/2013 Kline D13/155
 8,545,987 B2 10/2013 Strader et al.
 D707,185 S* 6/2014 Kline D13/155
 8,916,419 B2 12/2014 Chen et al.
 8,920,919 B2 12/2014 Arora et al.
 9,016,629 B1* 4/2015 Svartstrom B64C 1/1492
 244/129.3
 D728,773 S* 5/2015 van Haaster D23/393
 D731,078 S* 6/2015 Frenette D25/119
 D734,732 S* 7/2015 Nakabayashi D13/182
 9,089,044 B1* 7/2015 Robinson H05K 9/0015
 9,257,364 B2 2/2016 Ahuja et al.
 9,316,447 B2 4/2016 Fleskens et al.
 9,330,998 B2 5/2016 Strader et al.
 9,418,912 B2 8/2016 Nardi et al.
 9,472,485 B2 10/2016 Saeidi et al.
 D807,531 S* 1/2018 Manning D25/119
 D862,404 S* 10/2019 Murata D13/182
 2003/0037866 A1 2/2003 Aoki et al.
 2003/0234322 A1* 12/2003 Bladt B64C 1/1484
 244/129.3
 2004/0180474 A1 9/2004 Oman
 2004/0188814 A1 9/2004 Houle et al.
 2004/0261980 A1 12/2004 Dani et al.
 2004/0262372 A1 12/2004 Houle et al.
 2004/0262743 A1 12/2004 Houle et al.
 2007/0193672 A1 8/2007 Yamamoto
 2009/0000818 A1* 1/2009 Poulsen H05K 9/0015
 174/370
 2014/0367847 A1 12/2014 Strader et al.
 2016/0160104 A1 6/2016 Bruzda et al.
 2016/0185074 A1 6/2016 Kagawa
 2016/0315030 A1 10/2016 Strader et al.

2016/0326419 A1 11/2016 Balandin
 2016/0355249 A1* 12/2016 Joussellin B64C 1/1492
 2016/0362169 A1* 12/2016 Busscher E06B 1/006

FOREIGN PATENT DOCUMENTS

JP 2005327923 A 11/2005
 JP 2010235953 A 10/2010
 JP 2012084688 A 4/2012
 KR 10-0827725 B1 5/2008
 WO WO-97/41599 A1 11/1997
 WO WO-2016182996 A1 11/2016

OTHER PUBLICATIONS

Final Office Action for U.S. Appl. No. 15/207,444, filed Jul. 11, 2016 which names two of the same inventors, and the same assignee, but is not related through a priority claim, dated Apr. 19, 2019, 13 pages.
 Non-Final Office Action dated Sep. 24, 2018 issued by the United States Patent and Trademark Office for U.S. Appl. No. 15/207,444 which has an inventor and assignee in common with the instant application but is not related through a priority claim, 12 pages.
 Korean Office Action dated Oct. 22, 2018 issued in Application No. 10-2017-0085269 which has an inventor and assignee in common with the instant application but is not related through a priority claim, 15 pages. An English language translation of the Korean Office Action is not available at this time.
 Hirschi, David; Dow Corning Case Study; Understanding Differences Between Thermal Interface Materials: Improve your ability to specify the optimum TIM; Copyright 2008, 4 pages.
 Types of Fabricated Films and Pad Thermal Interface Materials—Dow Corning; Thermal Interface—Wet Dispensed; <http://www.dowcorning.com/content/etronics/etronicswet/newtim_tutorial5.asp>; accessed Jul. 11, 2016.
 Basics of Processing for Fabricated Films and Pads—Dow Corning; Thermal Interface—Wet Dispensed; http://www.dowcorning.com/content/etronics/etronicswet/newtim_tutorial13.asp> accessed Jul. 11, 2016; 1 page.
 Packaging and Storage Considerations—Dow Corning; <http://www.dowcorning.com/content/etronics/etronicswet/newtim_tutorial14.asp> accessed Jul. 11, 2016.
 European Search Report for EP17178138.8 filed Jun. 27, 2017 which claims priority to the instant application, dated Dec. 13, 2017, 6 pages.

* cited by examiner

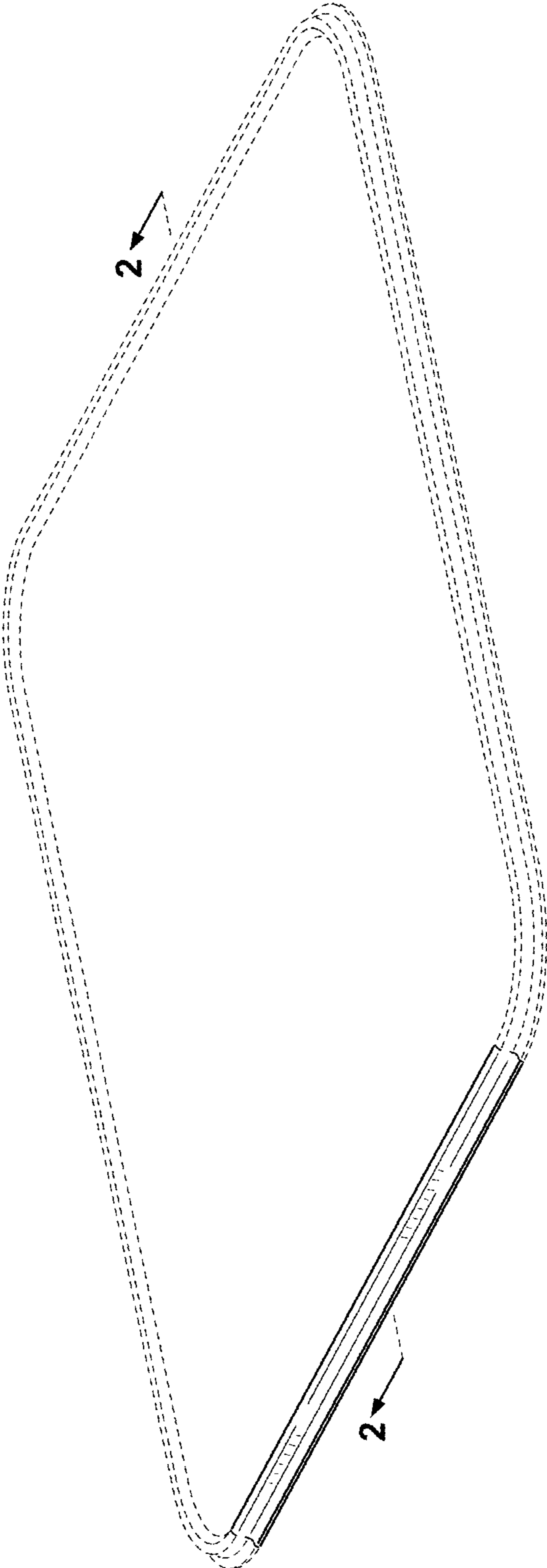


FIG-1

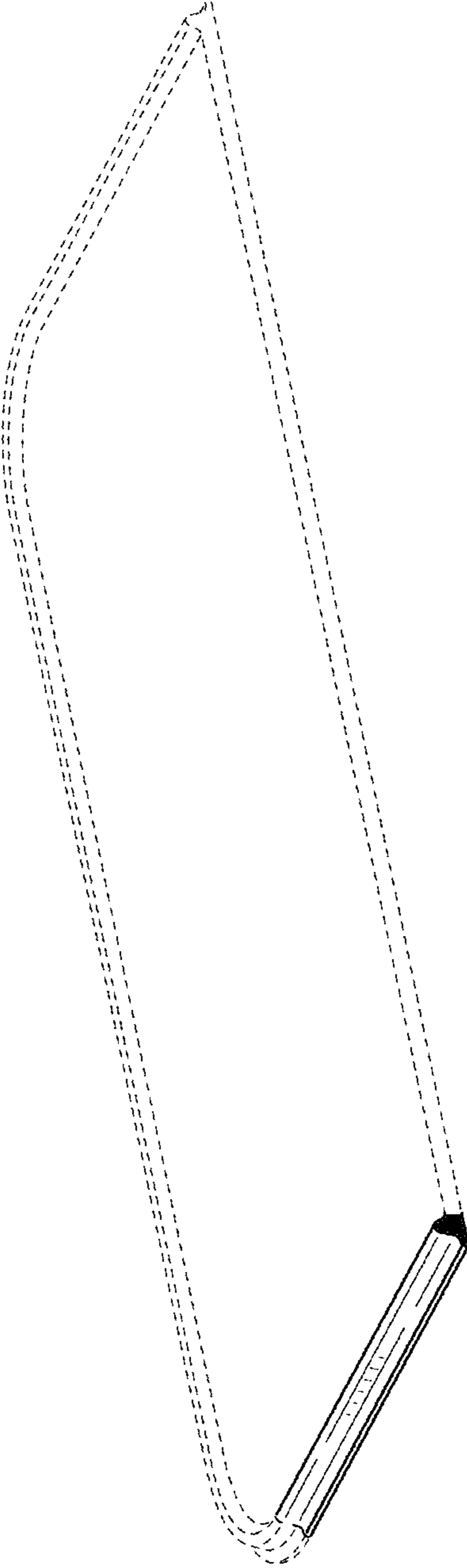



FIG-2

FIG. 3






FIG. 4



FIG. 5