



US00D881802S

(12) **United States Design Patent**  
**Kawakita**

(10) **Patent No.:** **US D881,802 S**

(45) **Date of Patent:** **\*\* Apr. 21, 2020**

(54) **TIRE TREAD**

(71) Applicant: **Bridgestone Corporation**, Tokyo (JP)

(72) Inventor: **Akihiro Kawakita**, Tokyo (JP)

(73) Assignee: **Bridgestone Corporation**, Chuo-ku,  
Tokyo (JP)

(\*\*) Term: **15 Years**

(21) Appl. No.: **29/673,165**

(22) Filed: **Dec. 12, 2018**

(30) **Foreign Application Priority Data**

Jun. 14, 2018 (JP) ..... 2018-013178

(51) **LOC (12) Cl.** ..... **12-15**

(52) **U.S. Cl.**  
USPC ..... **D12/604**

(58) **Field of Classification Search**  
USPC ..... D12/533-567, 569-571, 604;  
D2/951-960  
CPC ..... Y10T 152/10027; B60C 1/0016; B60C  
11/0306; B60C 11/0302; B60C 3/06;  
B60C 9/17  
See application file for complete search history.

(56) **References Cited**

**U.S. PATENT DOCUMENTS**

D710,292 S \* 8/2014 Le ..... D12/564  
D716,720 S \* 11/2014 Seng ..... D12/563  
D720,684 S \* 1/2015 Mathonet ..... D12/564  
D724,008 S \* 3/2015 Mathonet ..... D12/564  
D778,230 S \* 2/2017 Haanketo ..... D12/564  
D797,653 S \* 9/2017 Raatikainen ..... D12/545

D810,668 S \* 2/2018 Cavro ..... D12/563  
D812,548 S \* 3/2018 Raatikainen ..... D12/564  
D819,550 S \* 6/2018 Galano ..... D12/545  
D832,194 S \* 10/2018 de Briey-Terlinden ..... D12/564  
D832,195 S \* 10/2018 de Briey-Terlinden ..... D12/564  
D853,941 S \* 7/2019 de Briey-Terlinden ..... D12/565  
D864,097 S \* 10/2019 Kossi ..... D12/553

**FOREIGN PATENT DOCUMENTS**

JP D1595101 S 1/2019

\* cited by examiner

*Primary Examiner* — Michael C Stout

*Assistant Examiner* — John A Voytek

(74) *Attorney, Agent, or Firm* — Sughrue Mion, PLLC

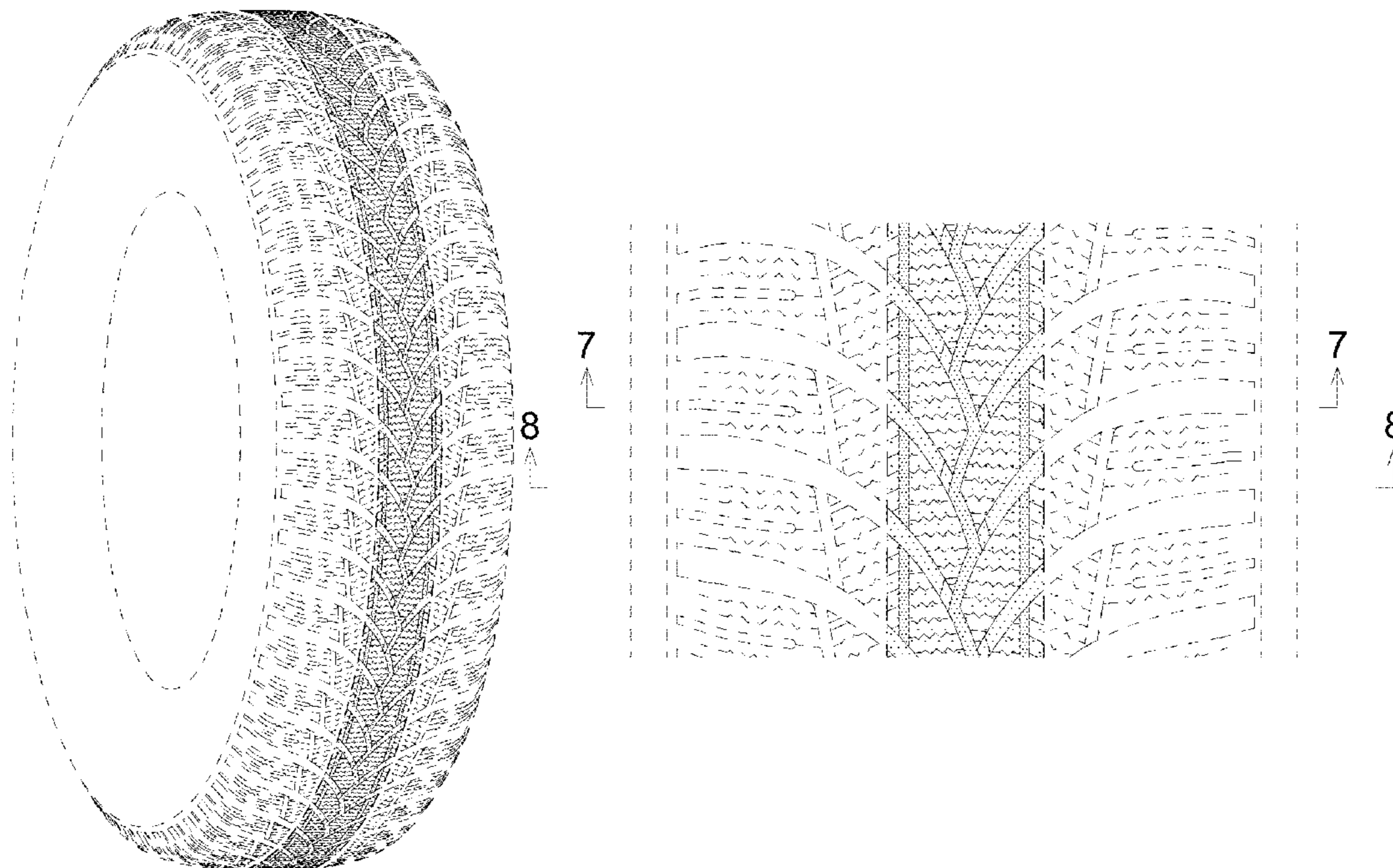
(57) **CLAIM**

The ornamental design for a tire tread, as shown and described.

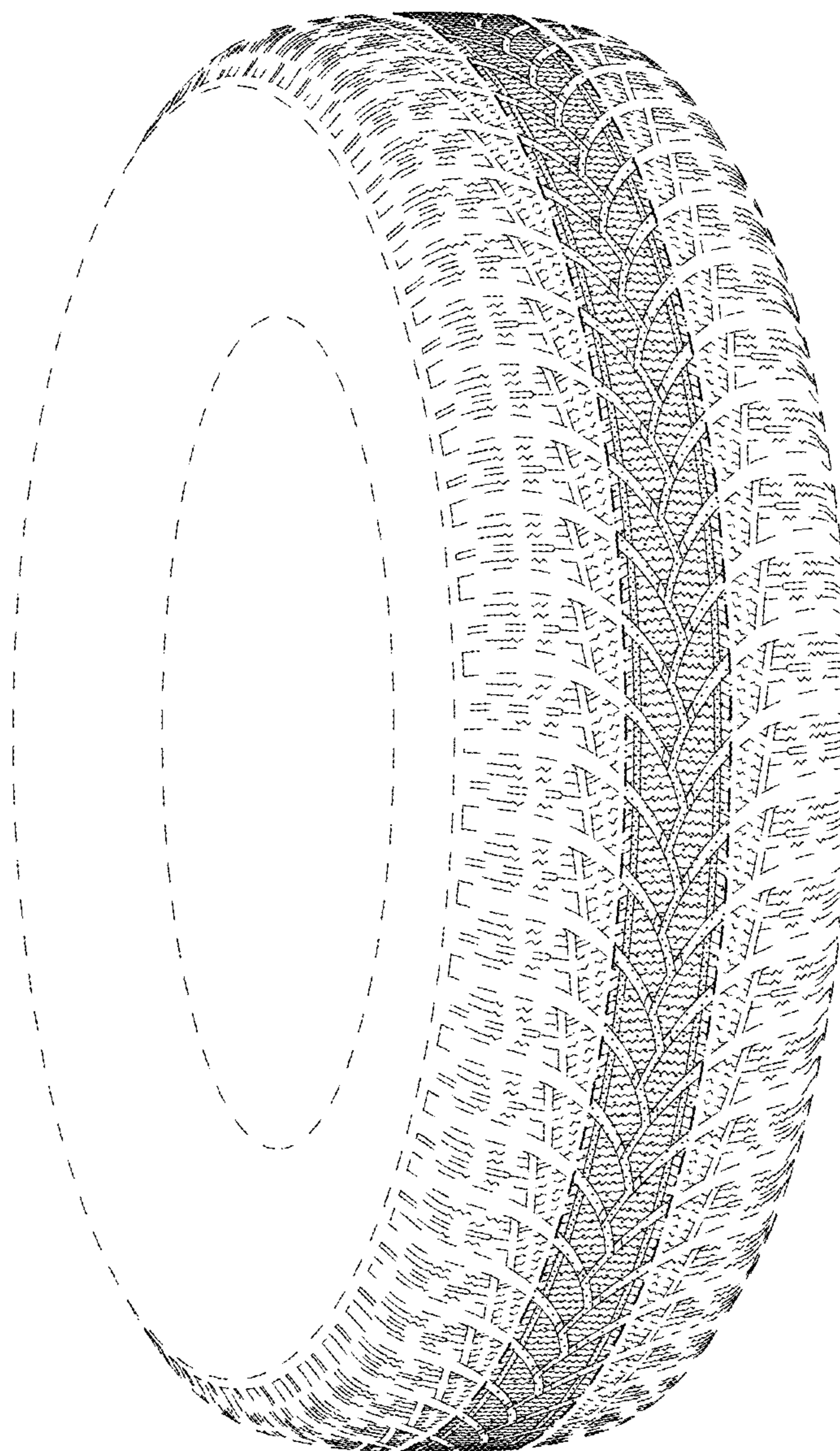
**DESCRIPTION**

FIG. 1 is a perspective view of a tire tread showing my design;  
FIG. 2 is a front view thereof;  
FIG. 3 is a top view thereof;  
FIG. 4 is a right side view thereof;  
FIG. 5 is a left side view thereof;  
FIG. 6 is a fragmentary enlarged front view;  
FIG. 7 is a sectional view taken along line 7-7 in FIG. 6; and,  
FIG. 8 is a sectional view taken along line 8-8 in FIG. 6.  
Broken lines are used to show unclaimed portions of the tire tread, and the dot-dash-dot line is used to show a boundary between claimed and unclaimed subject matter.

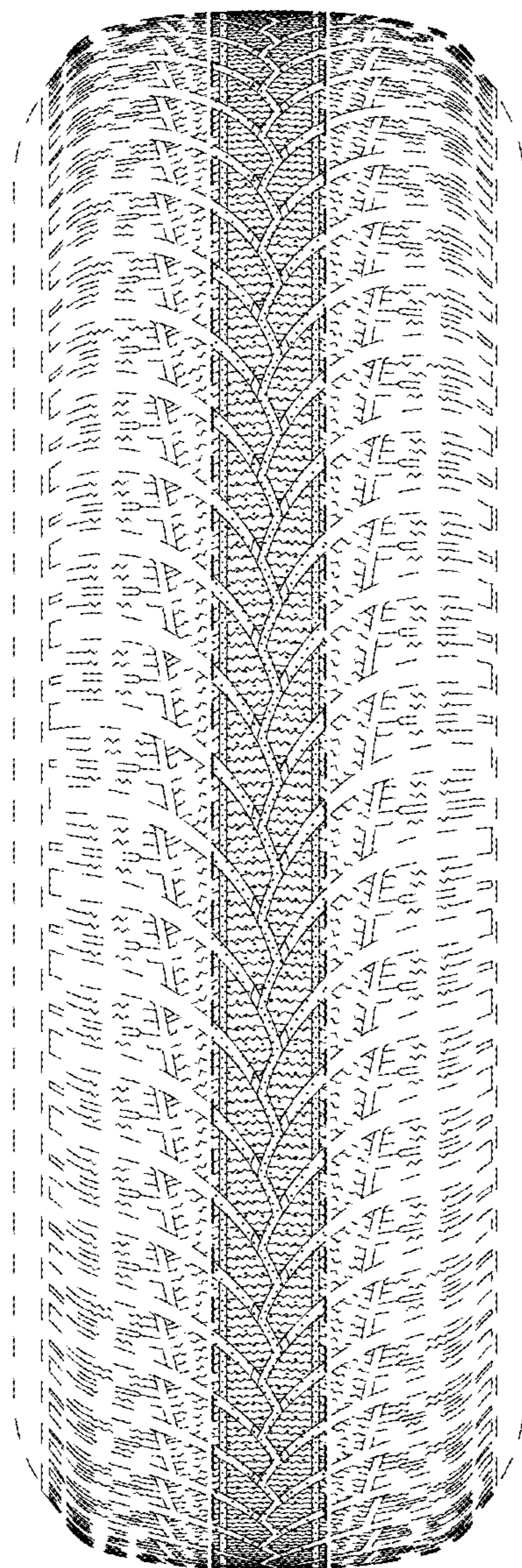
**1 Claim, 8 Drawing Sheets**



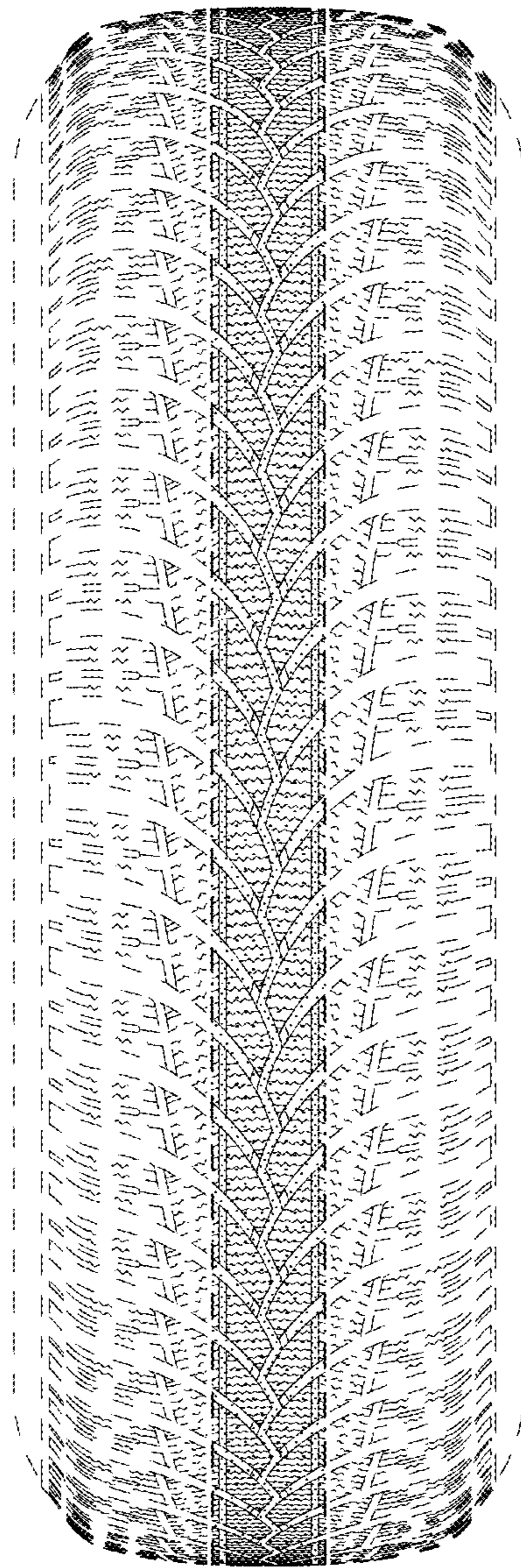
*FIG. 1*




*FIG. 2*




*FIG. 3*



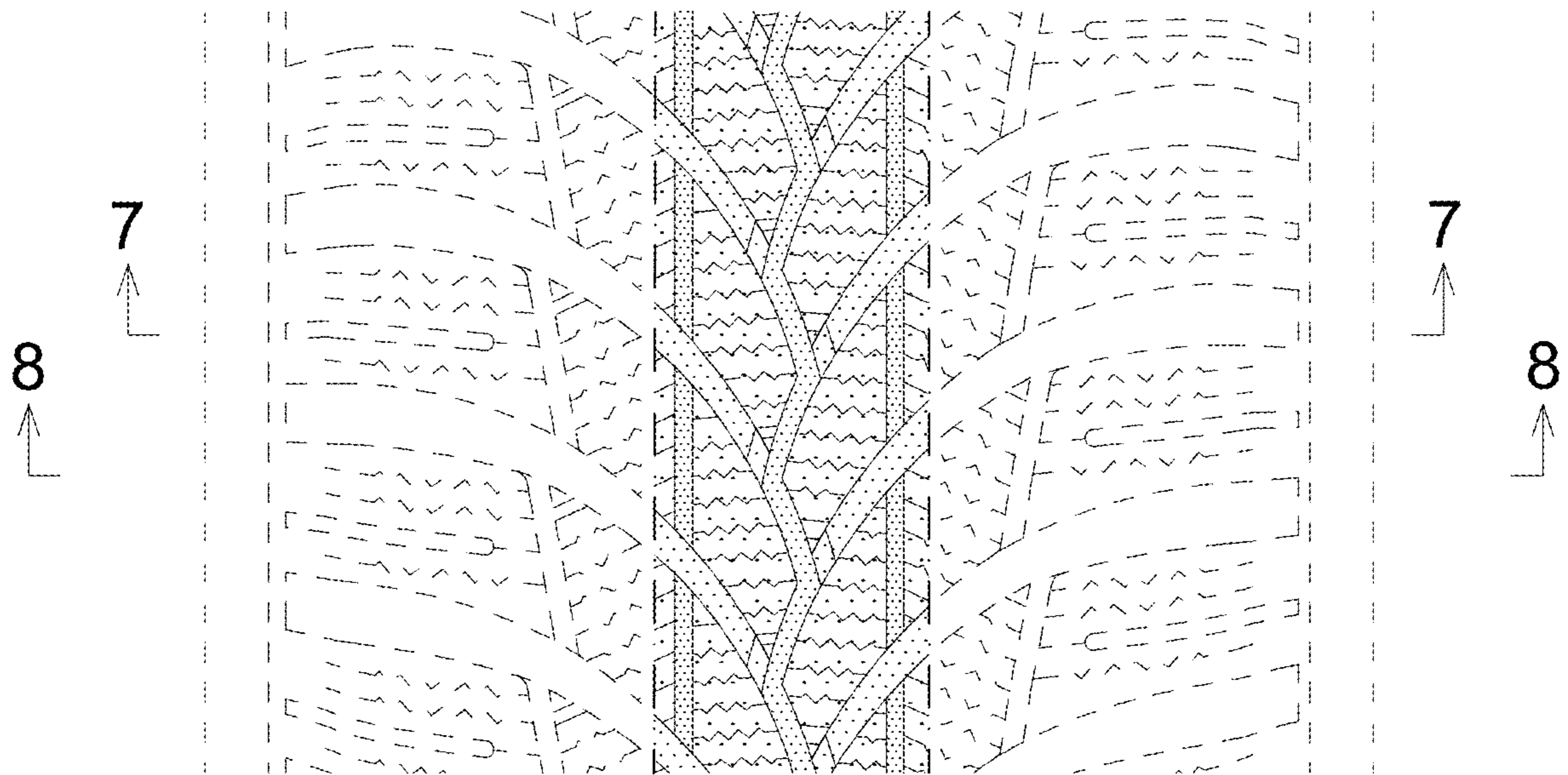
*FIG. 4*




*FIG. 5*



*FIG. 6*



*FIG. 7*





*FIG. 8*

