



US00D881798S

(12) **United States Design Patent**
Lingamoorthy

(10) **Patent No.:** **US D881,798 S**

(45) **Date of Patent:** **** Apr. 21, 2020**

- (54) **TIRE**
- (71) Applicant: **Apollo Tyres Global R&D B.V.**,
Enschede (NL)
- (72) Inventor: **Harinandan Lingamoorthy**, Vaipoor
(IN)
- (73) Assignee: **APOLLO TYRES GLOBAL R&D**
B.V., Enschede (NL)

D481,992 S *	11/2003	Harden, Jr.	D12/595
D605,108 S *	12/2009	Brown	D12/588
D610,077 S *	2/2010	Tobino	D12/601
D610,529 S *	2/2010	Tobino	D12/601
D615,922 S *	5/2010	Takano	D12/588
D670,641 S *	11/2012	Fleuriat	D12/601
D675,979 S *	2/2013	Ohara	D12/586
D746,765 S *	1/2016	Hutz	D12/588
D828,290 S *	9/2018	Reygrobellet	D12/588
D845,880 S *	4/2019	Jones	D12/553
D856,269 S *	8/2019	Hong	D12/588
D870,028 S *	12/2019	Wang	D12/590

(**) Term: **15 Years**

(21) Appl. No.: **29/677,878**

(22) Filed: **Jan. 24, 2019**

(51) **LOC (12) Cl.** **12-15**

(52) **U.S. Cl.**
USPC **D12/588**

(58) **Field of Classification Search**
USPC D12/586, 587, 588, 589, 590, 594, 595,
D12/600, 601, 900
CPC B60C 11/032; B60C 11/0388
See application file for complete search history.

(56) **References Cited**

U.S. PATENT DOCUMENTS

D384,613 S *	10/1997	Le	D12/594
D390,170 S *	2/1998	Stone	D12/590
D392,605 S *	3/1998	Le	D12/594
D397,647 S *	9/1998	Young	D12/595
D448,707 S *	10/2001	Maziarka	D12/595
D451,860 S *	12/2001	Schuster	D12/600
D481,670 S *	11/2003	Harden, Jr.	D12/595

* cited by examiner

Primary Examiner — Robert M. Spear

(74) *Attorney, Agent, or Firm* — Renner, Otto, Boisselle
and Sklar, LLP

(57) **CLAIM**

The ornamental design for a tire, as shown and described.

DESCRIPTION

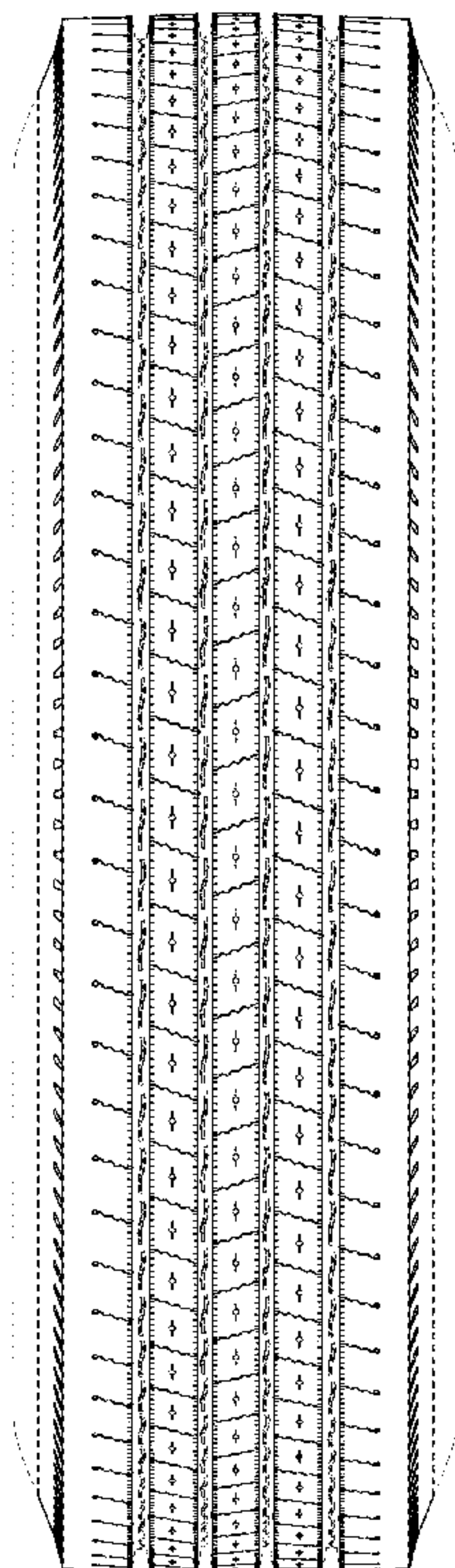
FIG. 1 is a front, right, perspective view of a tire showing my new design, it being understood that the tread pattern repeats uniformly throughout the circumference of the tread;

FIG. 2 is a front elevation view thereof, the rear elevation view being omitted as it is identical to the front elevation view; and,

FIG. 3 is a right side elevation view thereof, the left side elevation view being omitted as it is identical to the right side elevation view.

The broken line showing is intended to show portions of the tire that are not being claimed, and thus form no part of the claimed design.

1 Claim, 3 Drawing Sheets



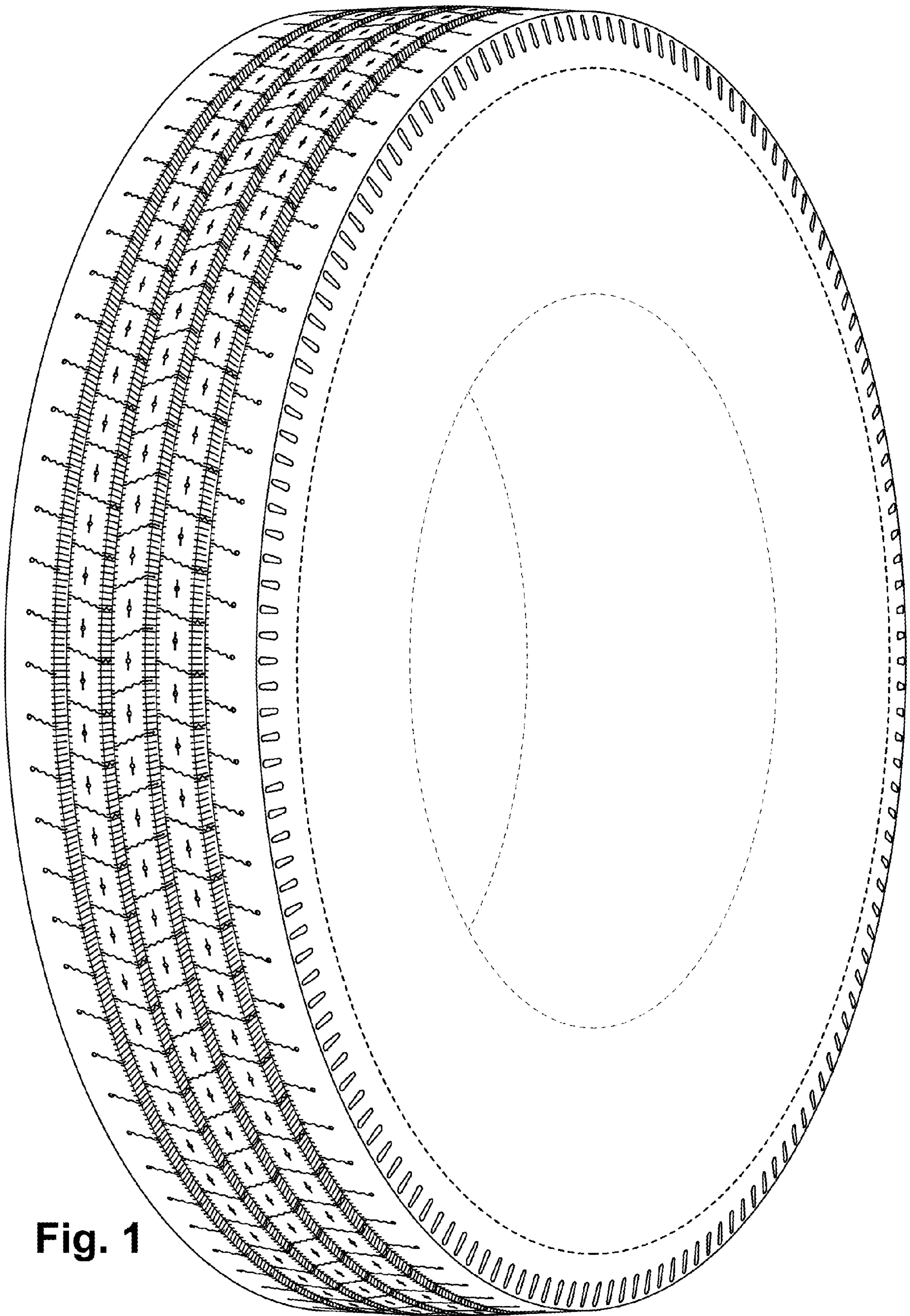


Fig. 1

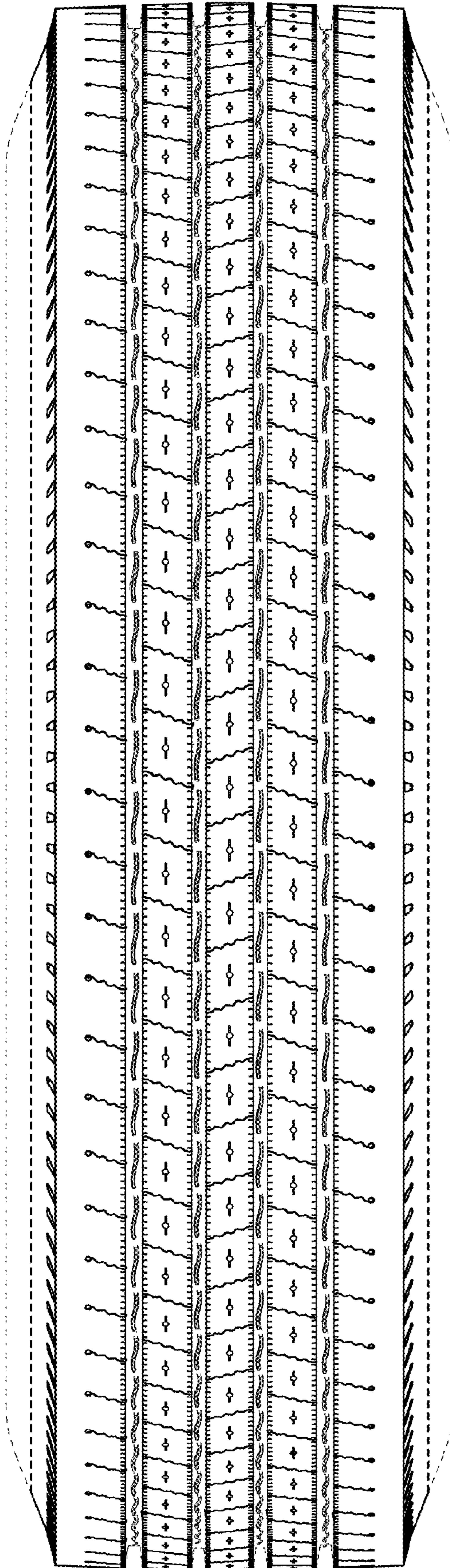


Fig. 2

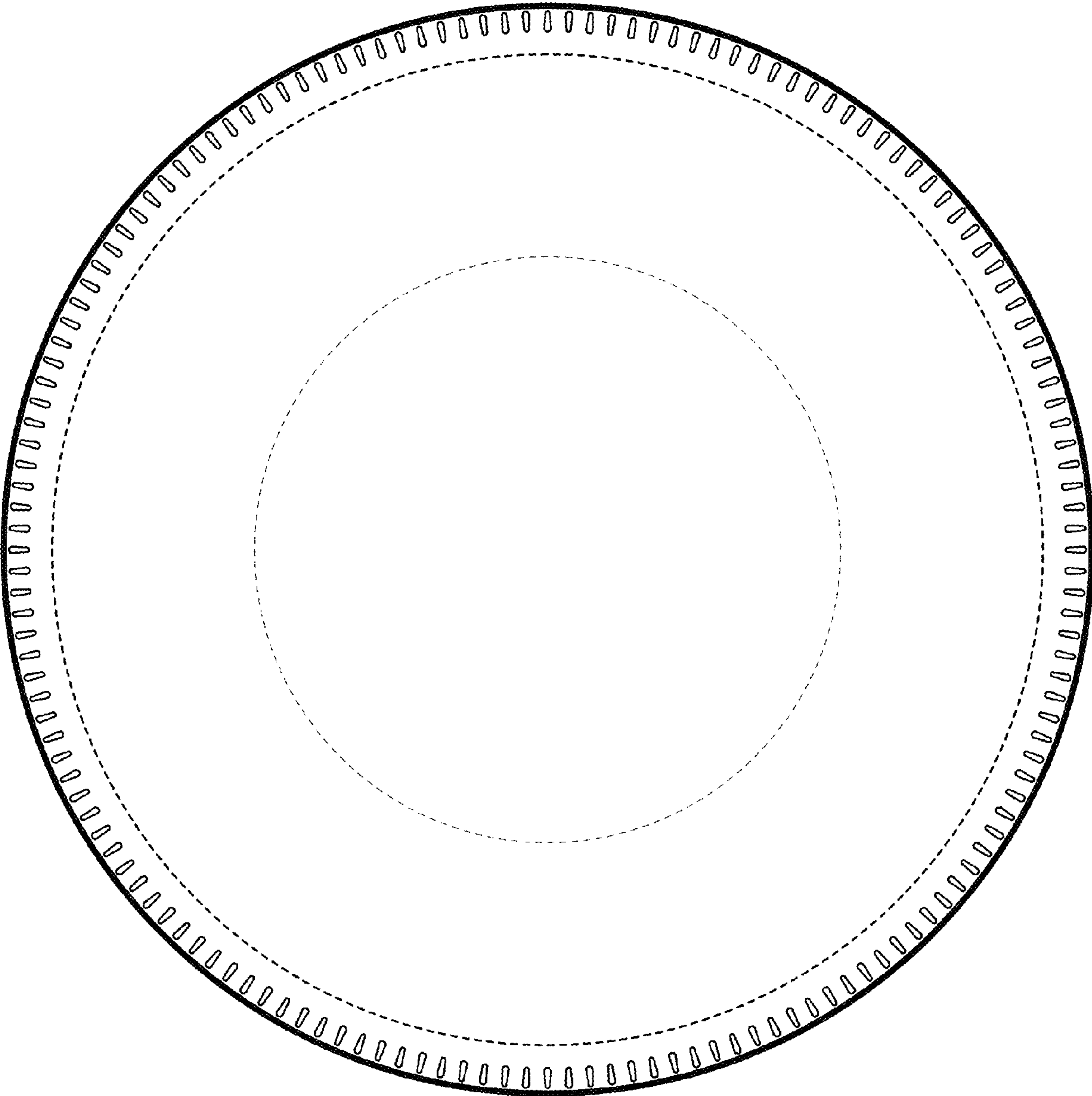


Fig. 3