



US00D881784S

(12) **United States Design Patent**  
**Chen**

(10) **Patent No.:** **US D881,784 S**

(45) **Date of Patent:** **\*\* Apr. 21, 2020**

(54) **CAR CUP HOLDER LINER**

(71) Applicant: **JiaKai Chen**, Jieyang (CN)

(72) Inventor: **JiaKai Chen**, Jieyang (CN)

(\*\*) Term: **15 Years**

(21) Appl. No.: **29/718,831**

(22) Filed: **Dec. 30, 2019**

(51) **LOC (12) Cl.** ..... **12-16**

(52) **U.S. Cl.**  
USPC ..... **D12/221**

(58) **Field of Classification Search**  
USPC .... D12/221, 98; D9/431-433, 44, 420, 422,  
D9/423, 424  
CPC ..... B60R 99/00; B60R 5/00; B60R 7/04  
See application file for complete search history.

(56) **References Cited**

**U.S. PATENT DOCUMENTS**

D308,036 S *	5/1990	Queen	.....	D12/221
D344,481 S *	2/1994	Ryan	.....	D12/221
D345,050 S *	3/1994	Ryan	.....	D12/221
D428,383 S *	7/2000	Ozark	.....	D12/419
D639,124 S *	6/2011	Byun	.....	D6/716.2
D735,110 S *	7/2015	Wagner	.....	D12/221
D735,636 S *	8/2015	Wragg	.....	D12/419

D829,637 S *	10/2018	Patten	.....	D12/415
D852,718 S *	7/2019	Champney	.....	D12/221
D865,646 S *	11/2019	Patten	.....	D12/419
D867,952 S *	11/2019	Champney	.....	D12/203
D867,967 S *	11/2019	Champney	.....	D12/221

\* cited by examiner

*Primary Examiner* — Katrina A Betton

(74) *Attorney, Agent, or Firm* — Jie Yang; ZANIP

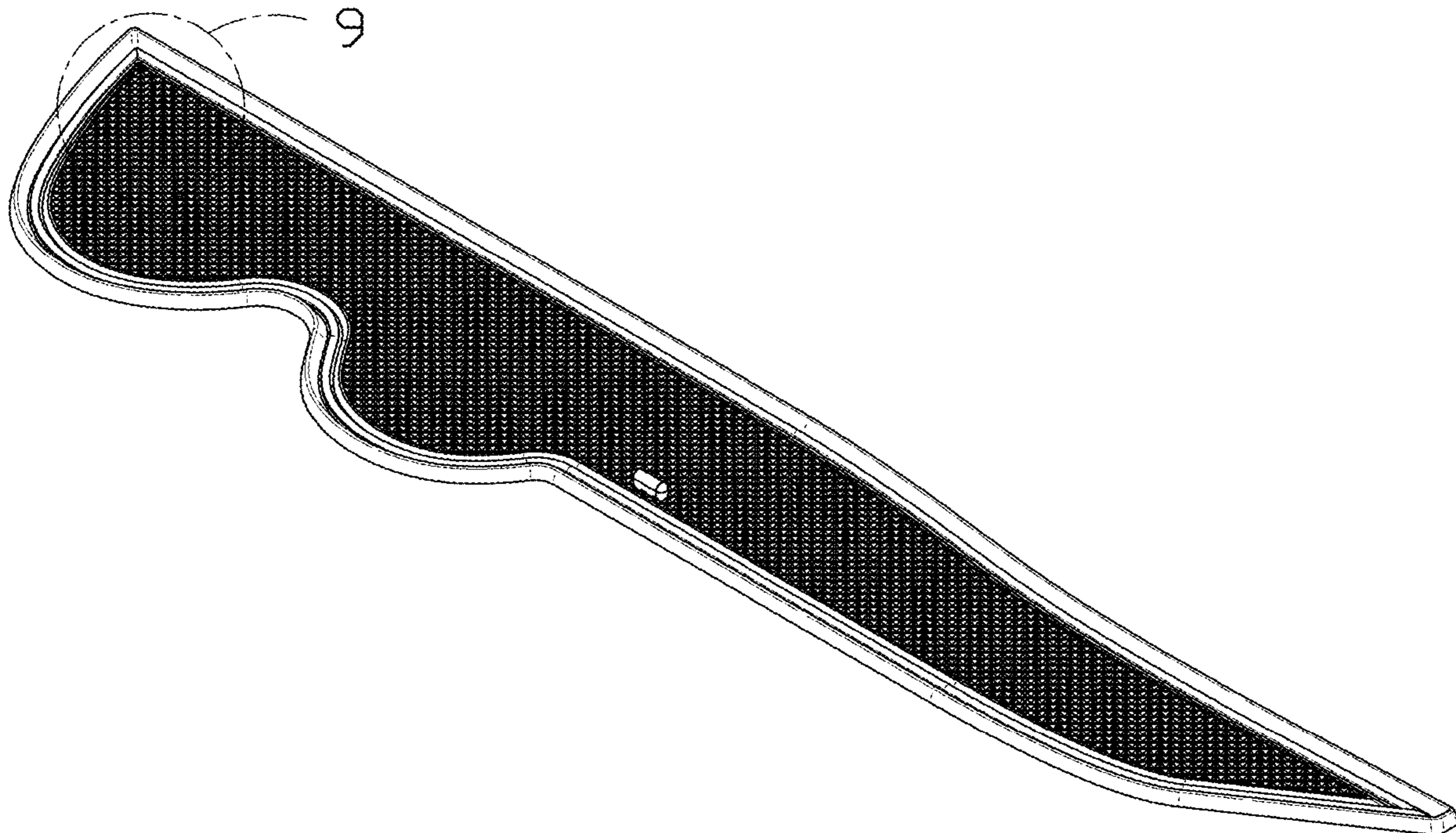
(57) **CLAIM**

The ornamental design for a car cup holder liner, as shown and described.

**DESCRIPTION**

FIG. 1 is a front perspective view of a car cup holder liner, showing my new design;  
 FIG. 2 is a rear perspective view thereof;  
 FIG. 3 is a front elevational view thereof;  
 FIG. 4 is a rear elevational view thereof;  
 FIG. 5 is a top plan view thereof;  
 FIG. 6 is a bottom plan view thereof;  
 FIG. 7 is a left side elevational view thereof;  
 FIG. 8 is a right side elevational view thereof;  
 FIG. 9 is an enlarged view of a portion indicated in FIG. 1; and,  
 FIG. 10 is an enlarged view of a portion indicated in FIG. 3.  
 The dash dot dash lines in FIGS. 1, 3, 9 and 10 are for the purpose of depicting the cut line of the enlarged view and form no part of the claim.

**1 Claim, 10 Drawing Sheets**



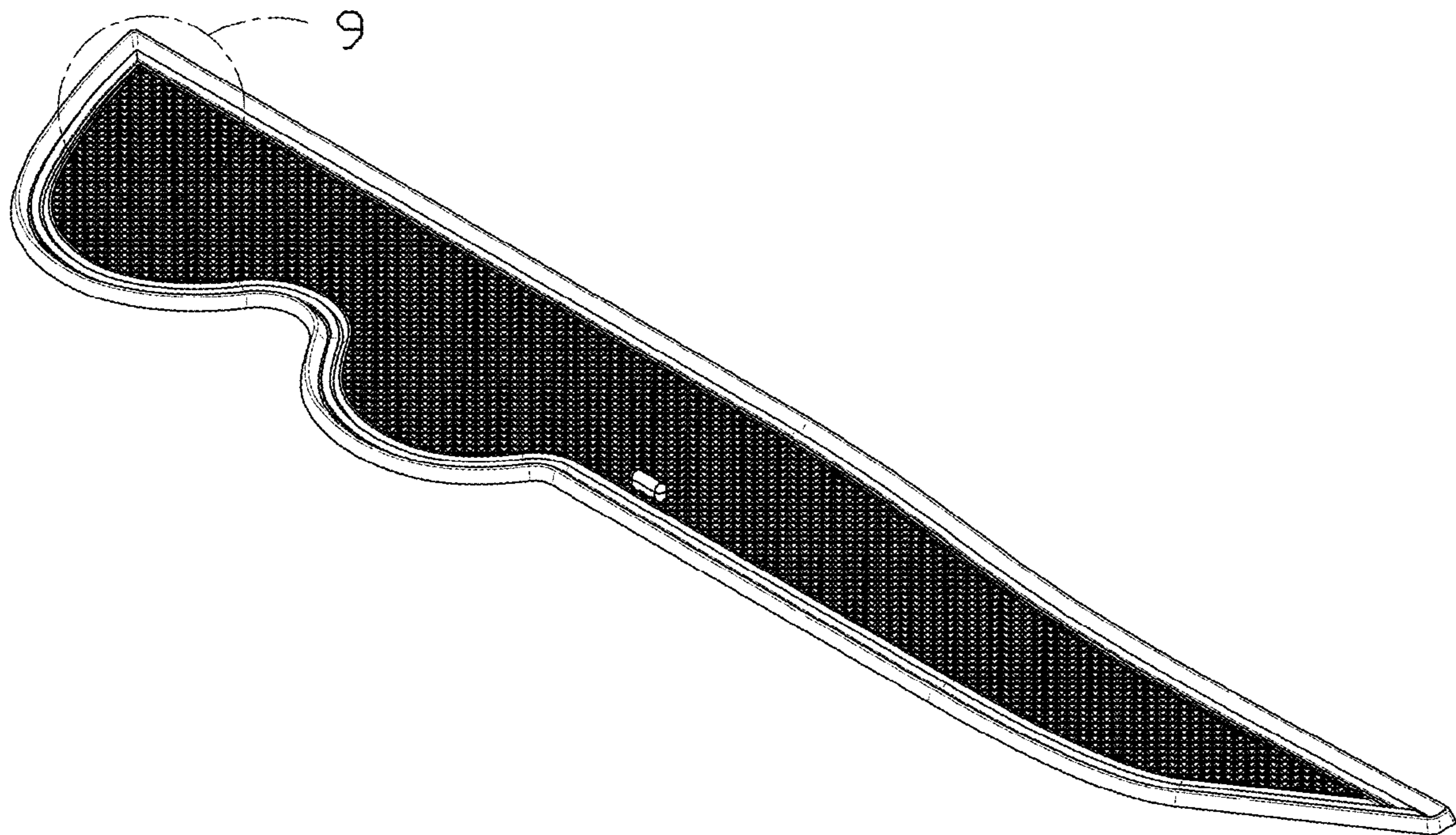


FIG. 1

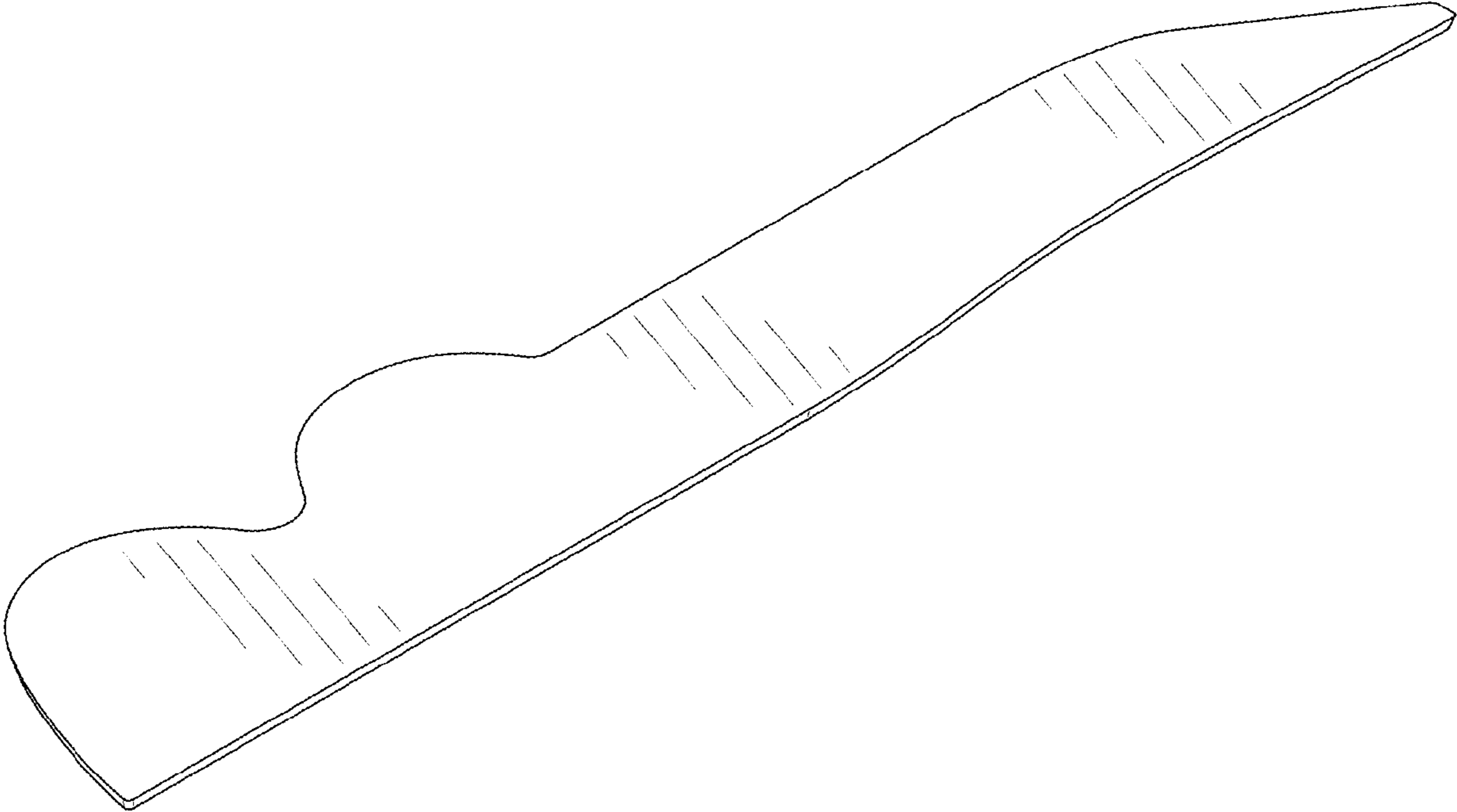


FIG. 2

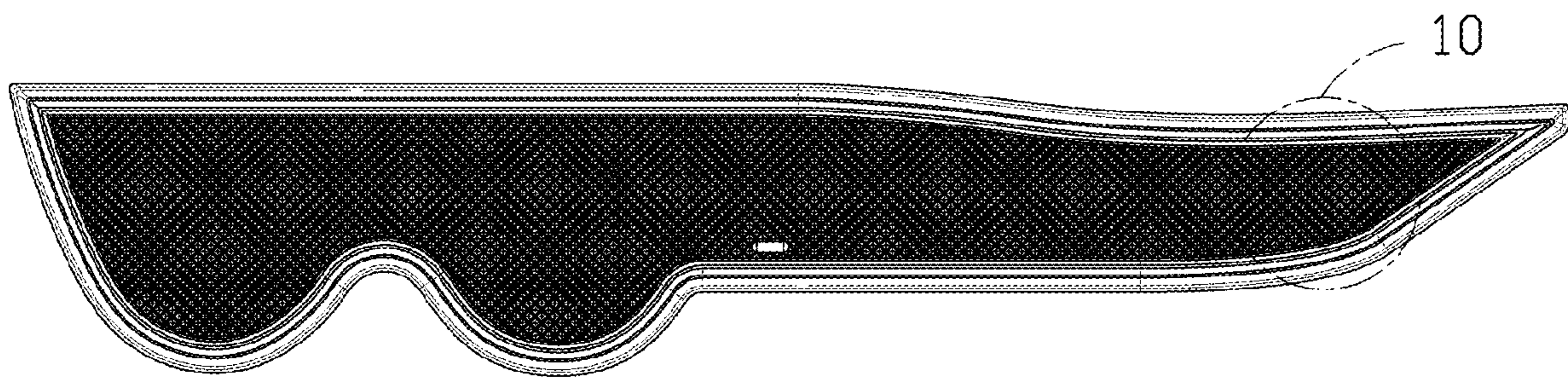


FIG. 3

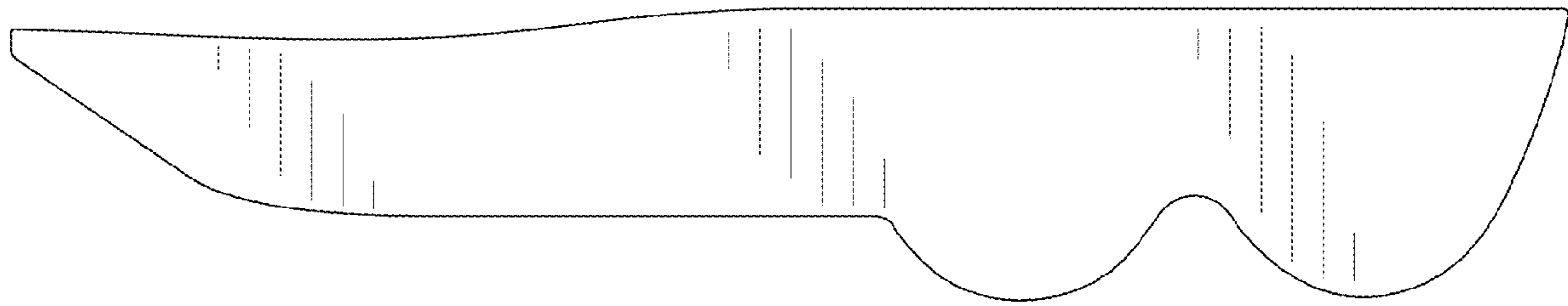


FIG. 4

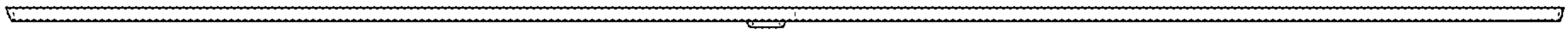


FIG. 5




FIG. 6



FIG. 7





FIG. 8

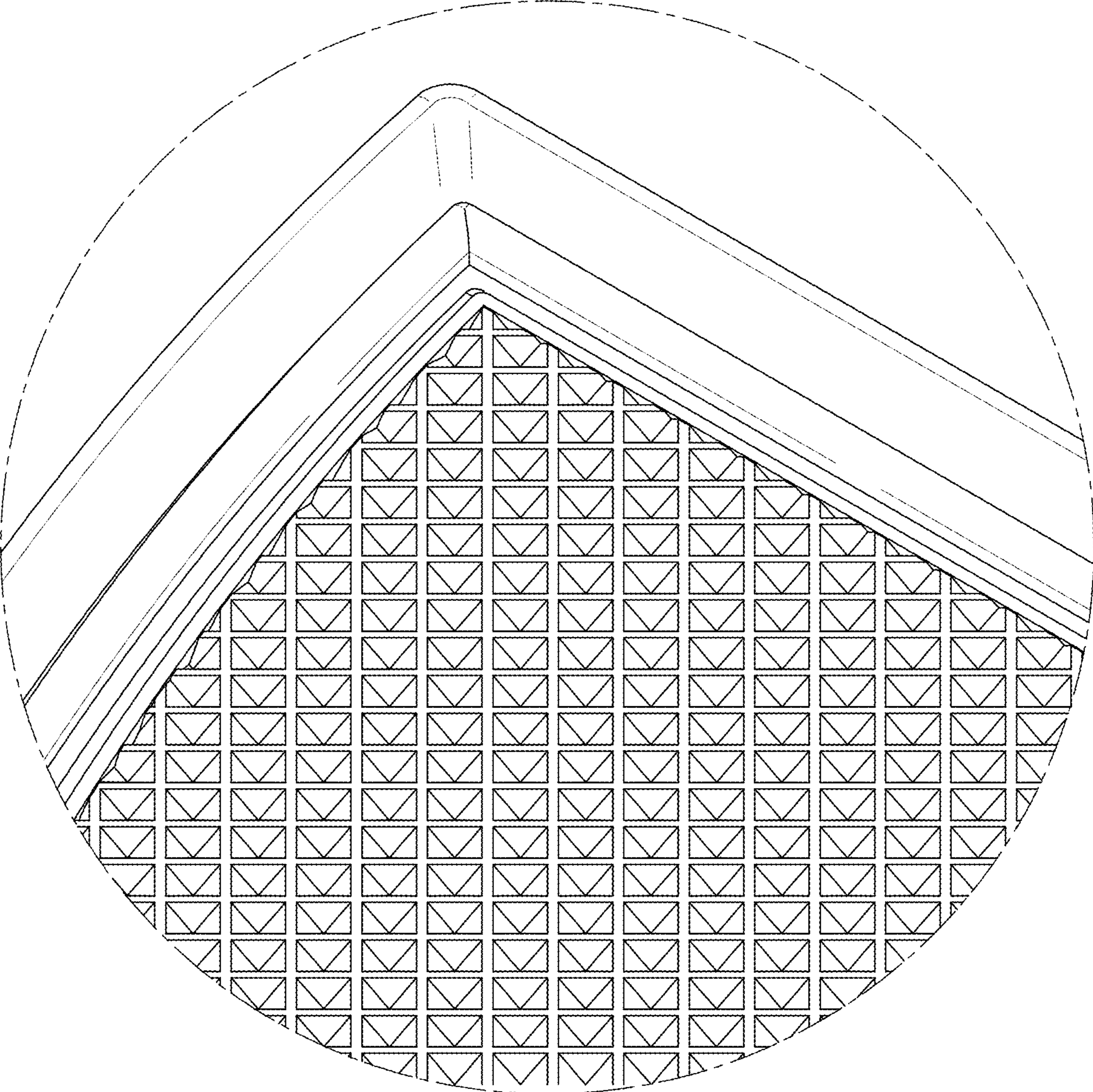


FIG. 9

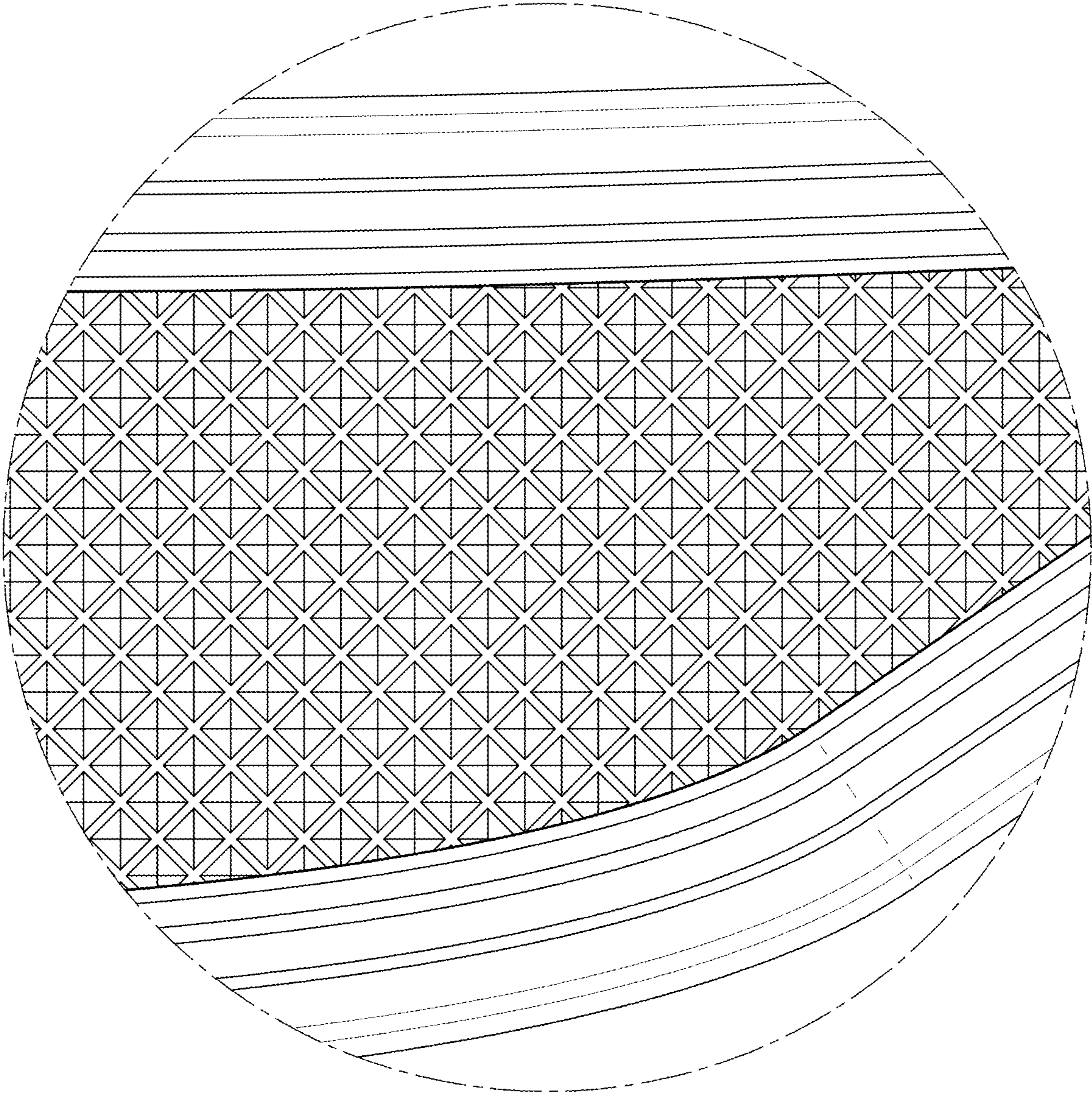


FIG. 10