



US00D881779S

(12) **United States Design Patent**  
**Tomasson et al.**

(10) **Patent No.:** **US D881,779 S**

(45) **Date of Patent:** **\*\* Apr. 21, 2020**

- (54) **VEHICLE WHEEL RIM**
- (71) Applicant: **NIO NEXTEV LIMITED**, Hong Kong (HK)
- (72) Inventors: **Kris Tomasson**, Munich (DE); **Juho Suh**, Munich (DE); **Jim Basté**, Munich (DE); **Kevyn Gruchala**, Munich (DE); **Xingshun Wei**, Munich (DE)
- (73) Assignee: **NIO NEXTEV LIMITED** (HK)
- (\*\*) Term: **15 Years**
- (21) Appl. No.: **29/672,703**
- (22) Filed: **Dec. 7, 2018**
- (51) **LOC (12) Cl.** ..... **12-16**
- (52) **U.S. Cl.**  
USPC ..... **D12/209**
- (58) **Field of Classification Search**  
USPC ..... D12/204–213  
CPC .... B60B 7/00; B60B 7/02; B60B 7/04; B60B 7/01; B60B 7/06; B60B 3/02; B60B 3/04; B60B 3/06; B60B 3/10; B60B 1/00; B60B 1/08; B60B 1/10; B60B 1/12  
See application file for complete search history.

(56) **References Cited**

**U.S. PATENT DOCUMENTS**

- D685,709 S \* 7/2013 Hanaoka ..... D12/209
- D695,187 S \* 12/2013 Mielke ..... D12/209

- D709,427 S \* 7/2014 Clottu ..... D12/209
- D791,040 S \* 7/2017 Umehara ..... D12/209
- D804,388 S \* 12/2017 Snyder ..... D12/209
- D805,989 S \* 12/2017 Grewer ..... D12/209
- D826,826 S \* 8/2018 Back ..... D12/209
- D828,269 S \* 9/2018 Kikuchi ..... D12/209
- D828,801 S \* 9/2018 Valencia Pollex ..... D12/209
- D847,071 S \* 4/2019 Kawaguchi ..... D12/209
- D856,254 S \* 8/2019 Melville-Brown ..... D12/209
- D856,887 S \* 8/2019 Imazato ..... D12/209
- D858,404 S \* 9/2019 Oh ..... D12/209
- D858,409 S \* 9/2019 Kolb ..... D12/209

\* cited by examiner

*Primary Examiner* — Stacia A Cadmus

(74) *Attorney, Agent, or Firm* — Sutton Magidoff Barkume LLP

(57) **CLAIM**

The ornamental design for a vehicle wheel rim, as shown and described.

**DESCRIPTION**

FIG. 1 is a front view of a vehicle wheel rim showing our new design;  
 FIG. 2 is a front right perspective view thereof;  
 FIG. 3 is a front left perspective view thereof;  
 FIG. 4 is a right view thereof;  
 FIG. 5 is a left view thereof;  
 FIG. 6 is a top view thereof; and,  
 FIG. 7 is a bottom view thereof.

**1 Claim, 6 Drawing Sheets**






Figure 1



Figure 2



Figure 3




Figure 4




Figure 5




Figure 6




Figure 7