



US00D881767S

(12) **United States Design Patent**  
**Yoder et al.**

(10) **Patent No.:** **US D881,767 S**  
(45) **Date of Patent:** **\*\* Apr. 21, 2020**

- (54) **LATCH RING**
- (71) Applicant: **Warn Automotive, LLC**, Milwaukie, OR (US)
- (72) Inventors: **Bryan Yoder**, Corvallis, OR (US);  
**Evan Placek**, Newberg, OR (US);  
**Adam Reiner**, Wilsonville, OR (US)
- (73) Assignee: **Warn Automotive, LLC**, Milwaukie, OR (US)
- (\*\*) Term: **15 Years**
- (21) Appl. No.: **29/671,987**
- (22) Filed: **Nov. 30, 2018**
- (51) **LOC (12) Cl.** ..... **12-16**
- (52) **U.S. Cl.**  
USPC ..... **D12/180**; D15/149
- (58) **Field of Classification Search**  
USPC ..... D8/499; D12/122-24, 127, 159-162,  
D12/180, 209; D15/1, 5, 126, 135, 138,  
D15/139, 143, 148, 149; D13/123, 151;  
D21/694; D16/304, 330, 334  
CPC ... F01L 1/14; F01L 1/143; F01L 1/146; F01L  
1/181; F01L 1/185; F01L 1/245; F01L  
2105/02; F01L 2810/02; F01M 9/104;  
F01M 9/107; Y10T 74/2107; F16D 66/02;  
F16D 2127/06; F06D 65/097; F06D  
65/0972; F06D 65/0979  
See application file for complete search history.

(56) **References Cited**

**U.S. PATENT DOCUMENTS**

D266,922 S *	11/1982	Reynolds	.....	D12/180
5,531,524 A *	7/1996	Brouwer	.....	F16C 17/08 384/125
D476,931 S *	7/2003	Fishburn	.....	D12/180
D476,932 S *	7/2003	Fishburn	.....	D12/180
D512,353 S *	12/2005	Aloy	.....	D12/180

8,408,808 B2 *	4/2013	Hosmer	.....	F16C 33/3875 384/470
D685,248 S *	7/2013	Lee	.....	D8/77
D756,277 S *	5/2016	Pasfield	.....	D12/180
D766,849 S *	9/2016	Fukushima	.....	D13/182
D802,636 S *	11/2017	Romanoff	.....	D15/138
D802,790 S *	11/2017	Tauchi	.....	D24/232
D807,417 S *	1/2018	Korte	.....	D15/139
D807,418 S *	1/2018	Korte	.....	D15/139
9,915,298 B2 *	3/2018	Heravi	.....	F16D 11/14
D817,736 S *	5/2018	Kao	.....	D8/70
D823,907 S *	7/2018	Hoop	.....	D15/138
D826,485 S *	8/2018	Maher	.....	D30/199
10,144,284 B2 *	12/2018	Christensen	.....	B60K 23/0808
10,228,026 B2 *	3/2019	Averill	.....	B60K 23/08
D845,197 S *	4/2019	Wang	.....	D12/180
D871,348 S *	12/2019	Kufner	.....	D13/154
10,535,458 B2 *	1/2020	Heravi	.....	H01F 7/081
2011/0036589 A1 *	2/2011	Rodgers	.....	E21B 33/038 166/360

\* cited by examiner

*Primary Examiner* — Brett Miller

*Assistant Examiner* — Fritzgerald L Butac

(74) *Attorney, Agent, or Firm* — McCoy Russell LLP

(57) **CLAIM**

The ornamental design for a latch ring, as shown and described.

**DESCRIPTION**

FIG. 1 is a top perspective view of a latch ring according to the present invention.

FIG. 2 is a bottom perspective view of the latch ring of FIG. 1.

FIG. 3 is a front view of the latch ring of FIG. 1.

FIG. 4 is a rear view of the latch ring of FIG. 1.

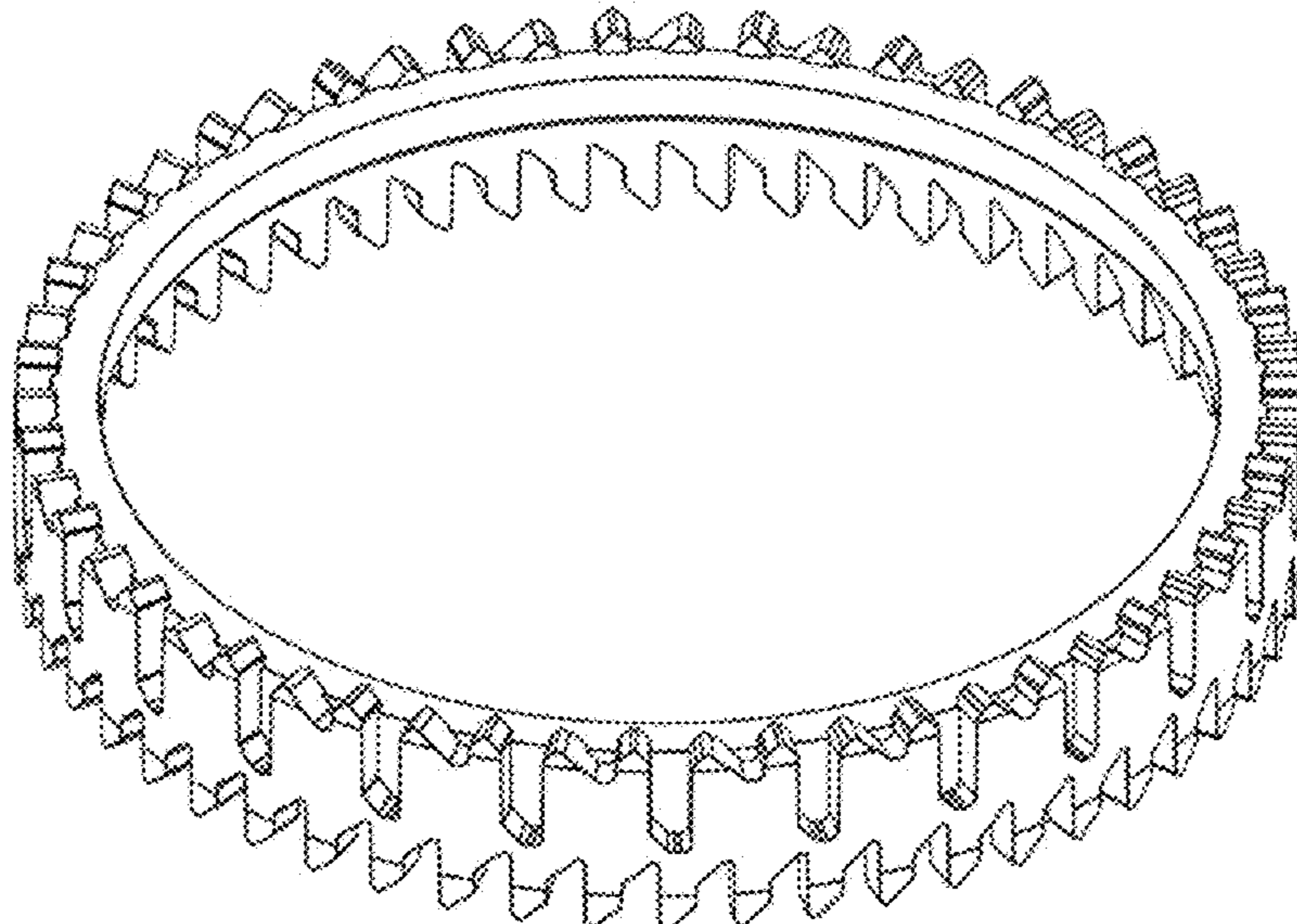
FIG. 5 is a top view of the latch ring of FIG. 1.

FIG. 6 is a bottom view of the latch ring of FIG. 1.

FIG. 7 is a left side view of the latch ring of FIG. 1; and,

FIG. 8 is a right side view of the latch ring of FIG. 1.

**1 Claim, 8 Drawing Sheets**



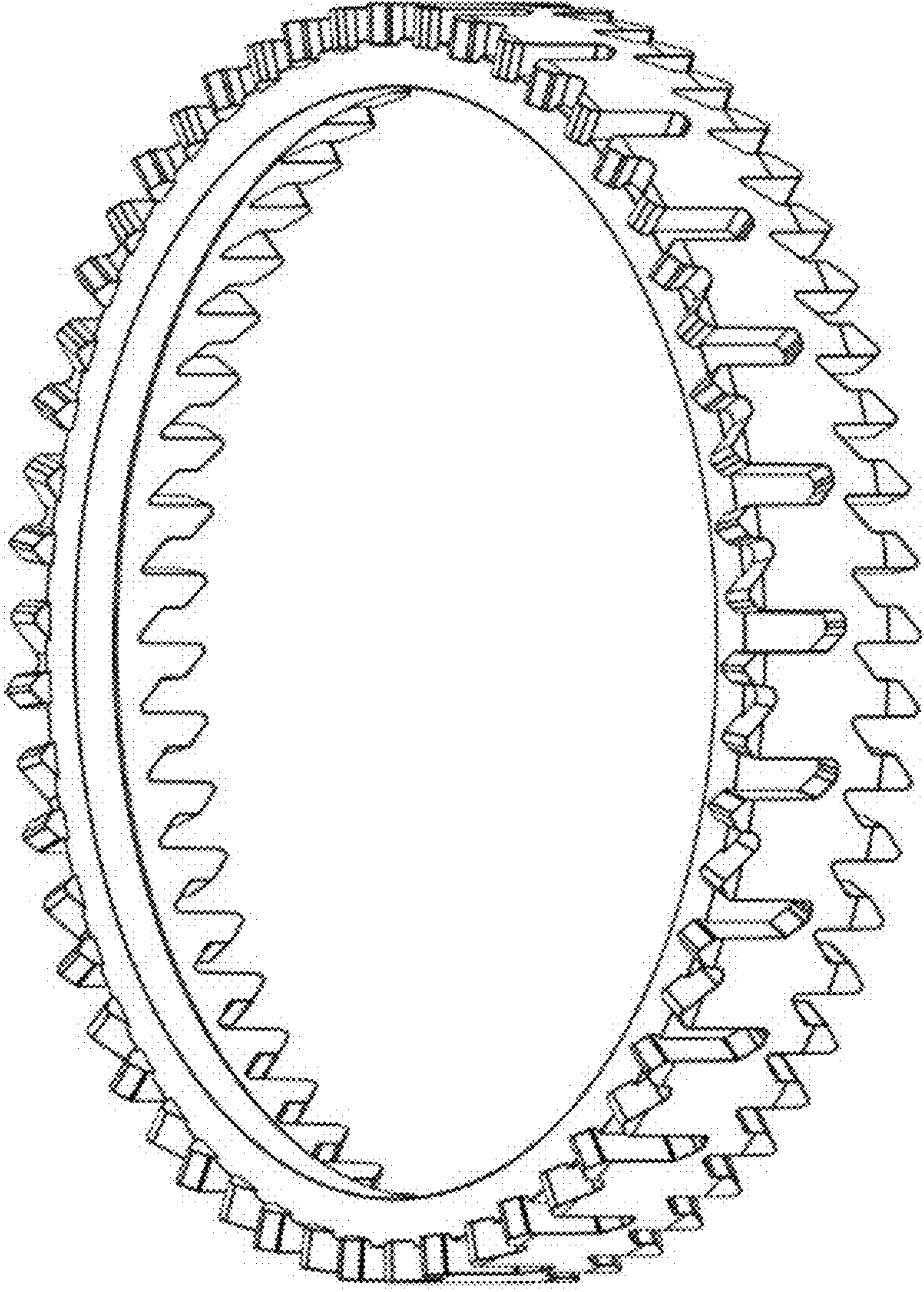


FIG. 1



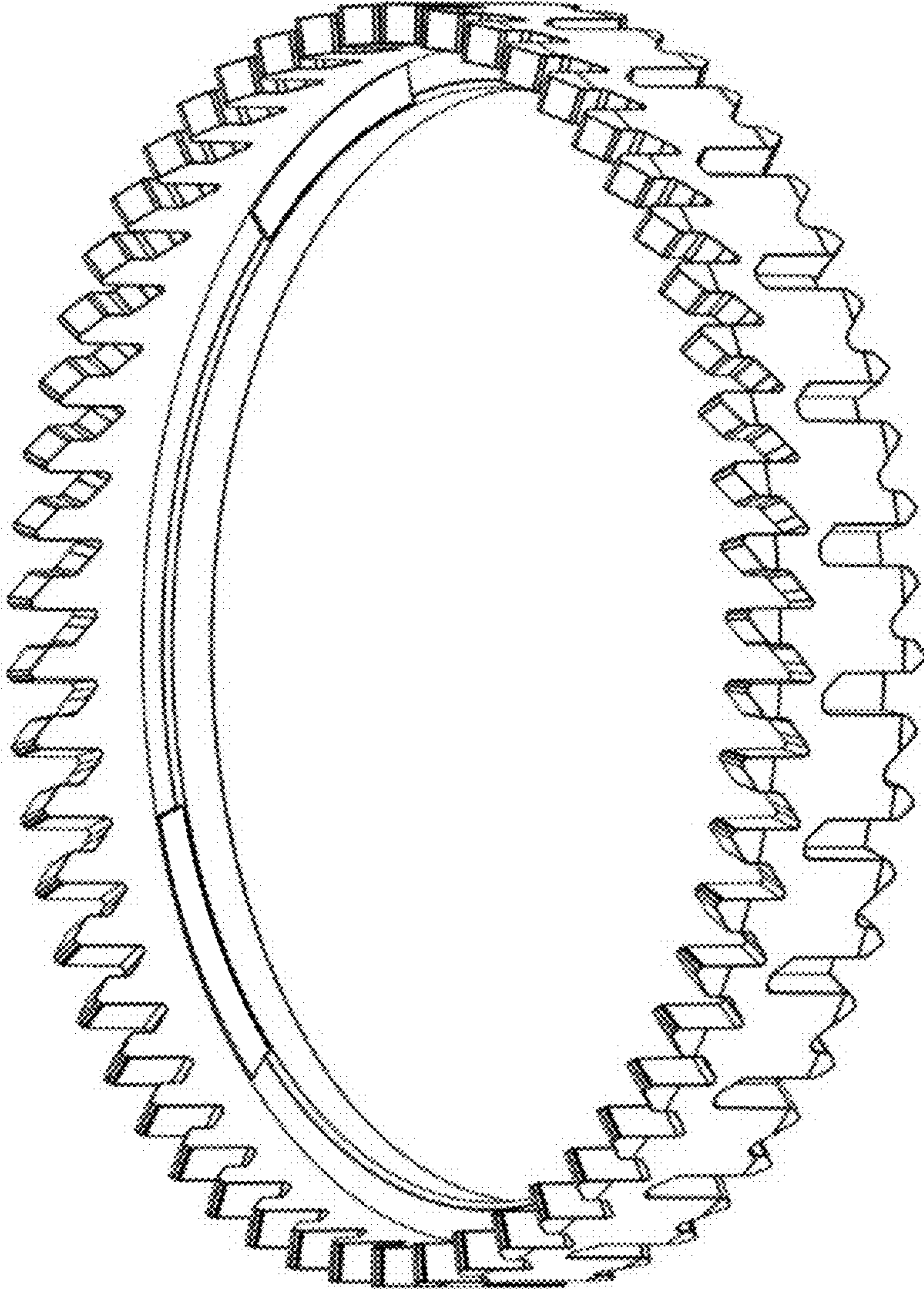


FIG. 2




FIG. 3




FIG. 4

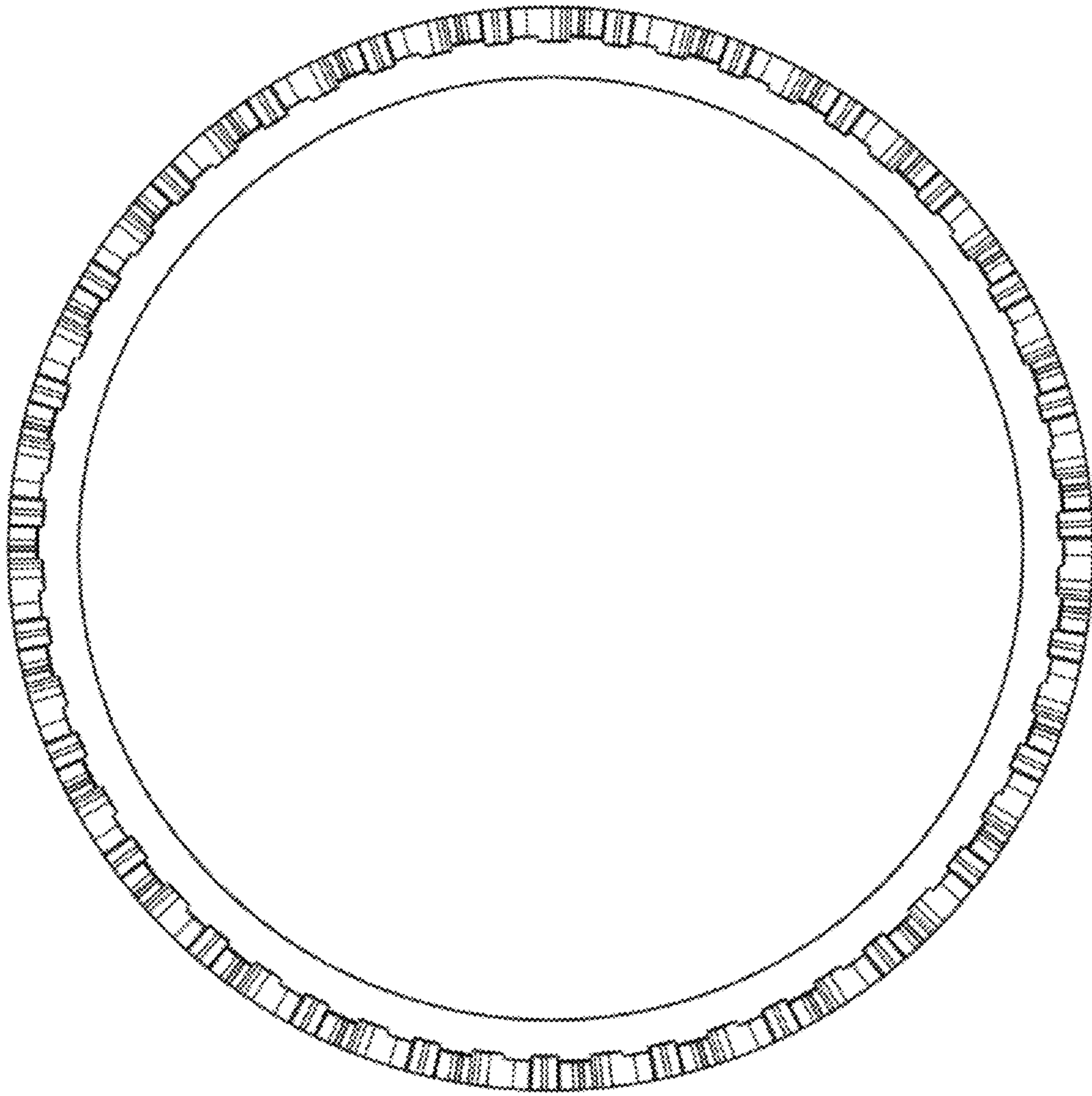


FIG. 5



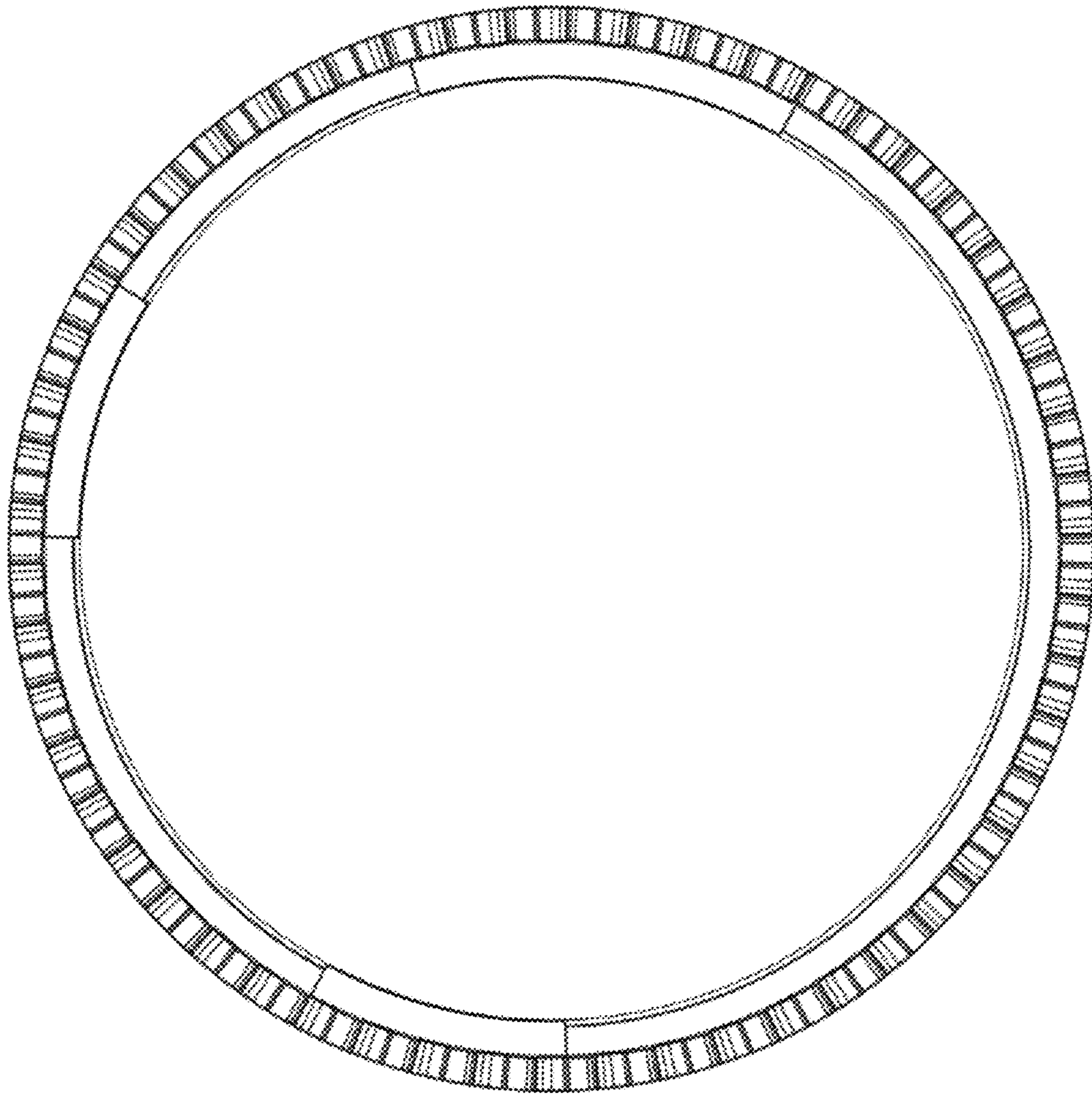


FIG. 6

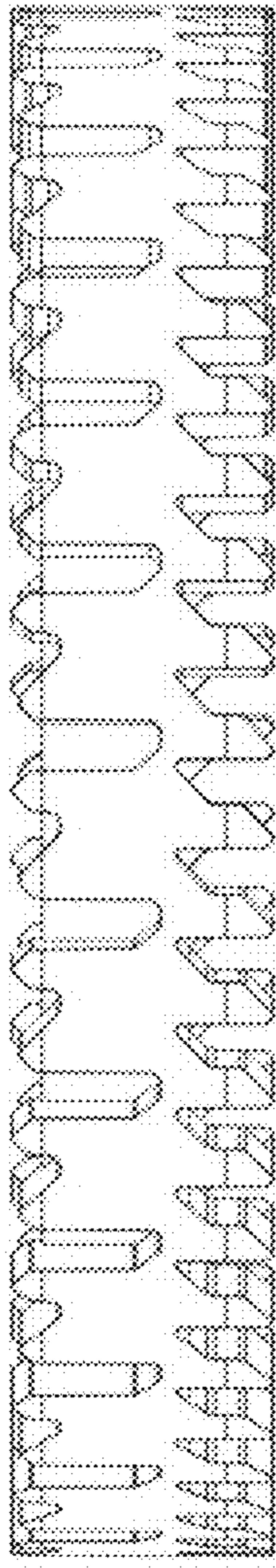


FIG. 7



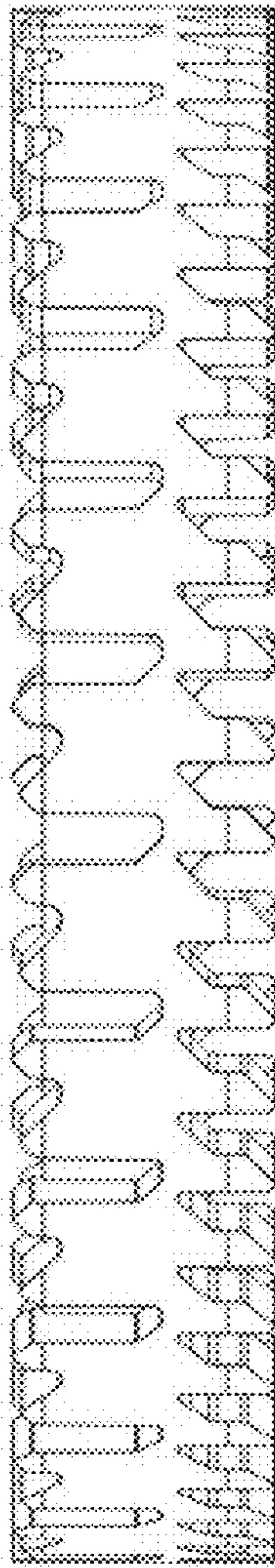


FIG. 8