



US00D881765S

(12) **United States Design Patent**
Finney et al.

(10) **Patent No.:** **US D881,765 S**

(45) **Date of Patent:** **** Apr. 21, 2020**

(54) **STEERING WHEEL FOR A VEHICLE**

(71) Applicant: **Jaguar Land Rover Limited**, Whitley,
OH (US)

(72) Inventors: **Nicolas Finney**, Whitley (GB); **Lee Perry**, Coventry (GB)

(73) Assignee: **Jaguar Land Rover Limited**, Whitley,
Coventry (GB)

(**) Term: **15 Years**

(21) Appl. No.: **29/656,038**

(22) Filed: **Jul. 10, 2018**

(30) **Foreign Application Priority Data**

Apr. 25, 2018 (EM) 005248622

(51) **LOC (12) Cl.** **12-16**

(52) **U.S. Cl.**
USPC **D12/176**

(58) **Field of Classification Search**
USPC D12/175, 176; 74/552, 558, 558.5
CPC B60R 21/203; B60R 21/05; B62D 1/04
See application file for complete search history.

(56) **References Cited**

U.S. PATENT DOCUMENTS

D521,913 S * 5/2006 Nakamura D12/176
D633,835 S * 3/2011 Frank D12/176

D653,179 S * 1/2012 Frank D12/176
D653,594 S * 2/2012 Frank D12/176
D659,613 S * 5/2012 Tanaka D12/176
D707,162 S * 6/2014 Finney D12/175
D758,932 S * 6/2016 Schowalter D12/176
D773,968 S * 12/2016 Blachere D12/176
D797,621 S * 9/2017 Ogawa D12/176
D820,177 S * 6/2018 Buffery D12/176
D827,522 S * 9/2018 Villamizar D12/176
D853,912 S * 7/2019 Grewer D12/175

* cited by examiner

Primary Examiner — Melody N Brown

(74) *Attorney, Agent, or Firm* — Wood Herron & Evans
LLP

(57) **CLAIM**

The ornamental design for a steering wheel for a vehicle, as shown and described.

DESCRIPTION

FIG. 1 is a top, front and left side perspective view of a steering wheel for a vehicle showing our new design; FIG. 2 is a front and left side perspective view thereof; FIG. 3 is a rear and right side view thereof; FIG. 4 is a top, rear and right side perspective view thereof. FIG. 5 is a front perspective view thereof. FIG. 6 is a rear perspective view thereof. FIG. 7 is a left side elevational view thereof. FIG. 8 is a right side elevational view thereof. FIG. 9 is a top perspective view thereof; and, FIG. 10 is a bottom perspective view thereof.

1 Claim, 10 Drawing Sheets





FIG. 1



FIG. 2



FIG. 3



FIG. 4



FIG. 5




FIG. 6



FIG. 7



FIG. 8



FIG. 9




FIG. 10

UNITED STATES PATENT AND TRADEMARK OFFICE
CERTIFICATE OF CORRECTION

PATENT NO. : D881,765 S
APPLICATION NO. : 29/656038
DATED : April 21, 2020
INVENTOR(S) : Nicolas Finney et al.

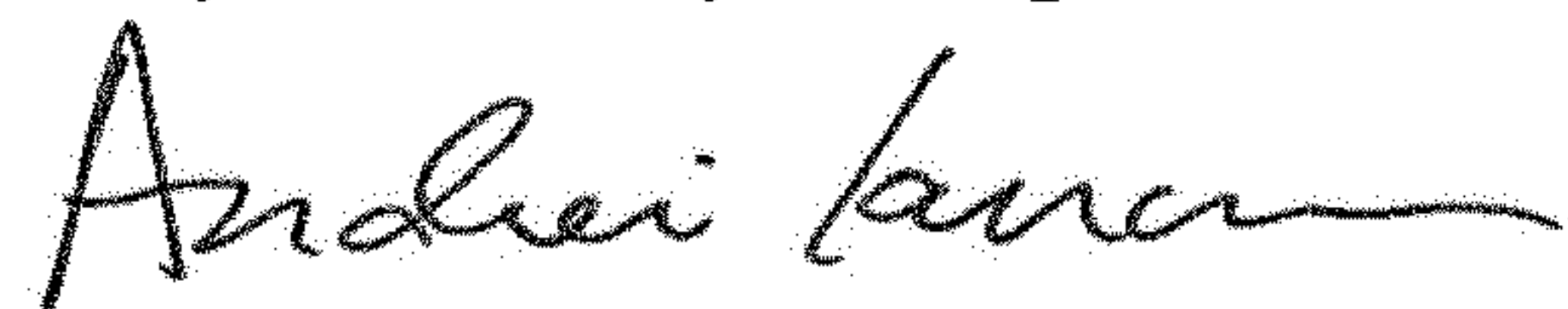
Page 1 of 1

It is certified that error appears in the above-identified patent and that said Letters Patent is hereby corrected as shown below:

On the Title Page

Column 2, "Description", Line 4, "FIG. 3 is a rear and right side view thereof;" should be ---FIG. 3 is a rear and right side perspective view thereof;---.

Signed and Sealed this
Twenty-ninth Day of September, 2020



Andrei Iancu
Director of the United States Patent and Trademark Office