



US00D881756S

(12) **United States Design Patent**  
**Pena**

(10) **Patent No.:** **US D881,756 S**  
(45) **Date of Patent:** **\*\* Apr. 21, 2020**

(54) **VEHICLE, TOY, AND/OR REPLICAS THEREOF**

(71) Applicant: **Bayerische Motoren Werke Aktiengesellschaft, Munich (DE)**

(72) Inventor: **Jose Alberto Casas Pena, Munich (DE)**

(73) Assignee: **Bayerische Motoren Werke Aktiengesellschaft, Munich (DE)**

(\*\*) Term: **15 Years**

(21) Appl. No.: **29/672,489**

(22) Filed: **Dec. 6, 2018**

(30) **Foreign Application Priority Data**

Jun. 14, 2018 (DE) ..... 40 2018 100 567

(51) **LOC (12) Cl.** ..... **12-08**

(52) **U.S. Cl.**  
USPC ..... **D12/91**

(58) **Field of Classification Search**  
USPC ..... D12/86, 90-92, 88; D21/424, 433, 434, D21/533; 296/181.1-181.5, 183.1  
CPC ..... B62D 25/00; B62D 25/06; B62D 33/00; B62D 35/00  
See application file for complete search history.

(56) **References Cited**

**U.S. PATENT DOCUMENTS**

D710,760 S \* 8/2014 Johnson ..... D12/91  
D714,190 S 9/2014 Kim

D757,607 S \* 5/2016 Nissl ..... D12/91  
D762,524 S \* 8/2016 Luk ..... D12/91  
D776,005 S \* 1/2017 Forschner ..... D12/91  
D813,726 S \* 3/2018 Tanghe ..... D12/91  
D821,919 S \* 7/2018 Simm ..... D12/91  
D821,921 S \* 7/2018 Scully ..... D12/92  
D825,383 S \* 8/2018 Luk ..... D12/91  
D830,907 S 10/2018 Baer  
D835,546 S \* 12/2018 Sarremejean ..... D12/91  
D836,031 S 12/2018 Lim  
D845,834 S \* 4/2019 Sarremejean ..... D12/91  
D855,496 S \* 8/2019 Thogersen ..... D12/91

\* cited by examiner

*Primary Examiner* — Melody N Brown

(74) *Attorney, Agent, or Firm* — Crowell & Moring LLP


(57) **CLAIM**

The ornamental design for a vehicle, toy, and/or replicas thereof, as shown and described.

**DESCRIPTION**

FIG. 1 is a left, front perspective view of a vehicle, toy, and/or replicas thereof according to the design;  
FIG. 2 is a left side view thereof;  
FIG. 3 is a right side view thereof;  
FIG. 4 is a left, rear perspective view thereof;  
FIG. 5 is a front view thereof;  
FIG. 6 is a rear view thereof; and,  
FIG. 7 is a top view thereof.

**1 Claim, 7 Drawing Sheets**



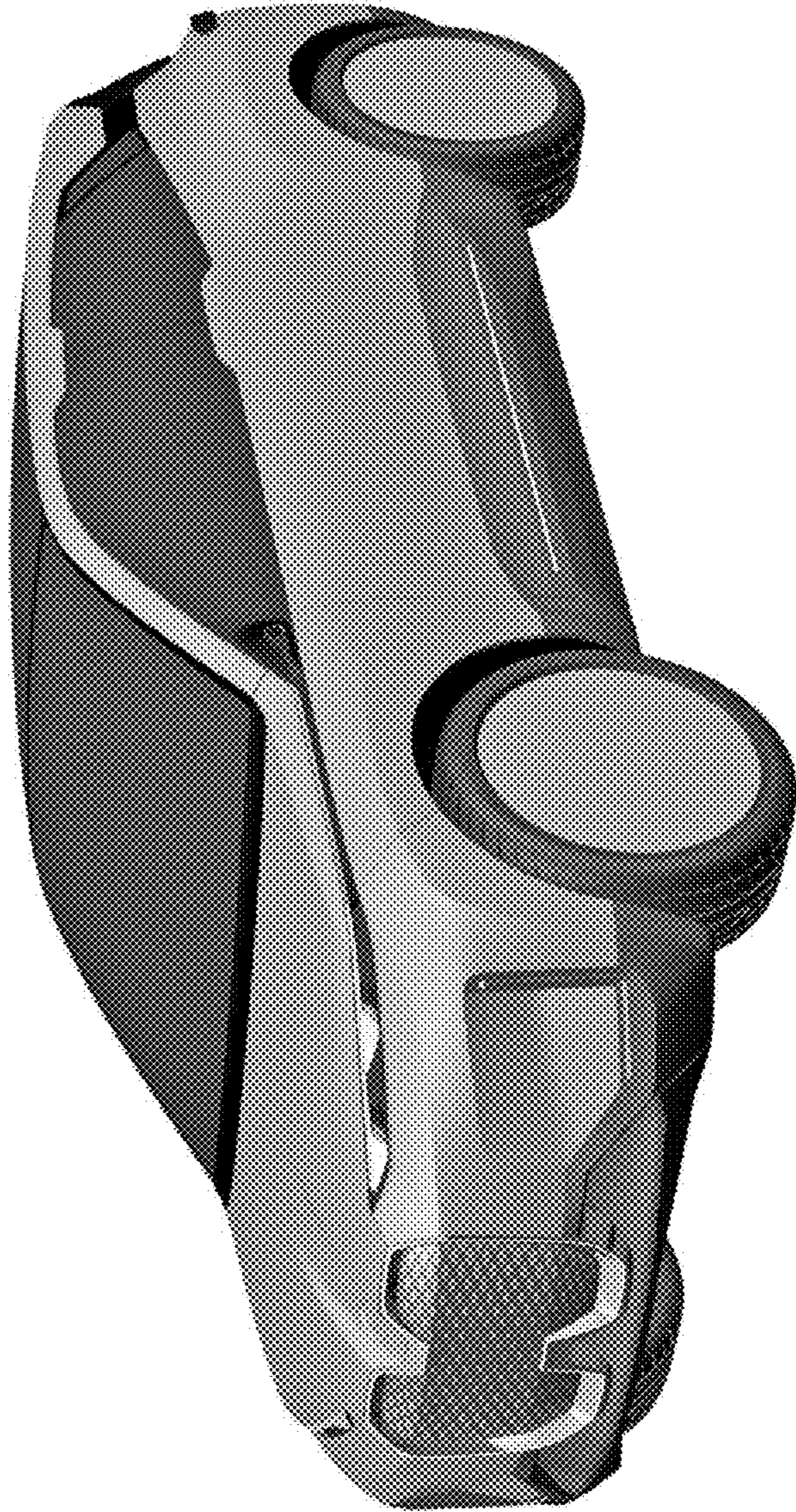


Fig. 1

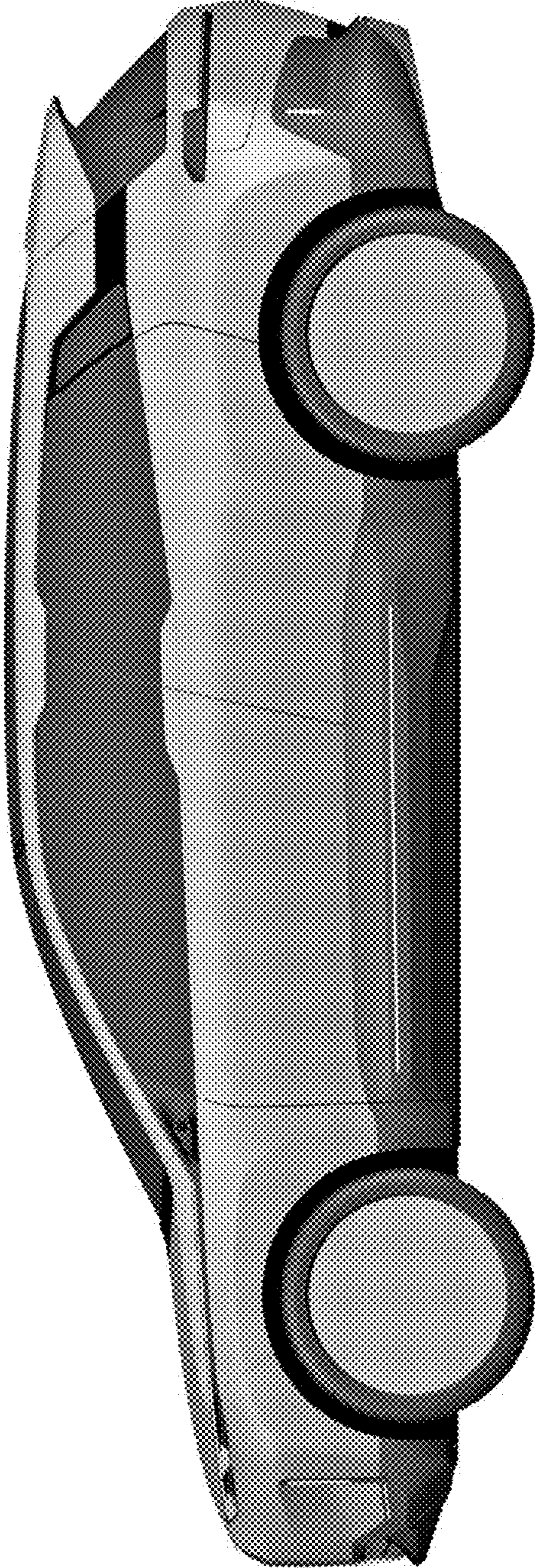


Fig. 2

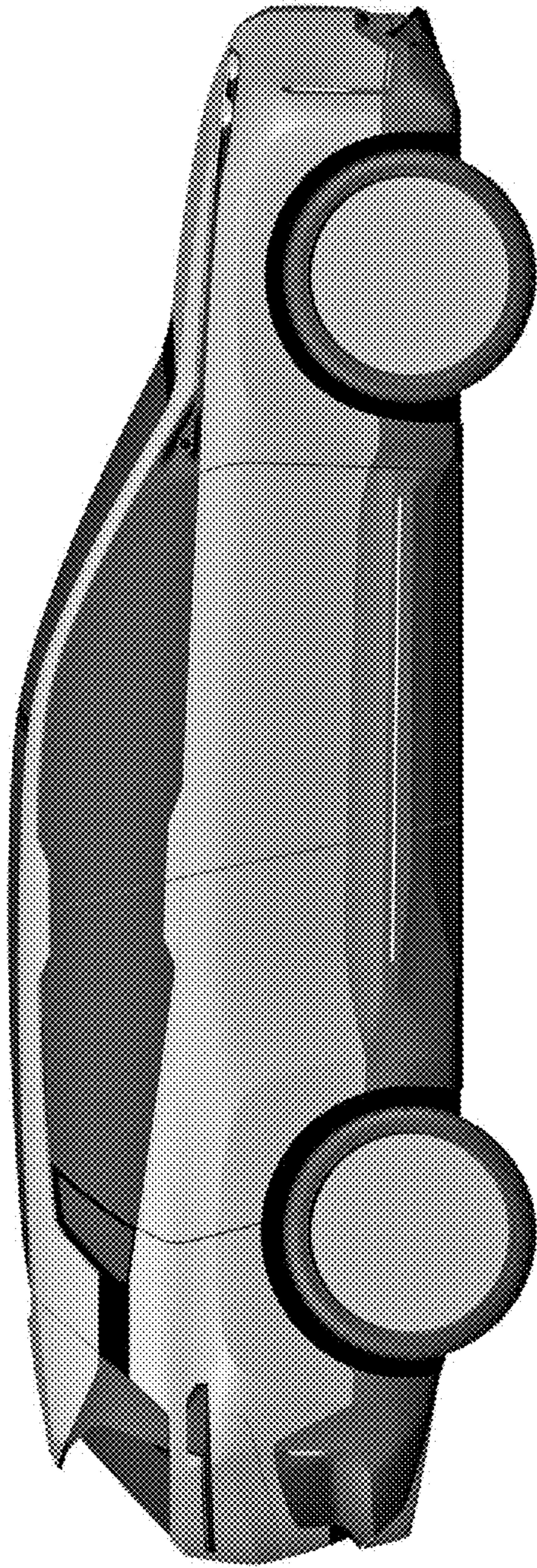


Fig. 3

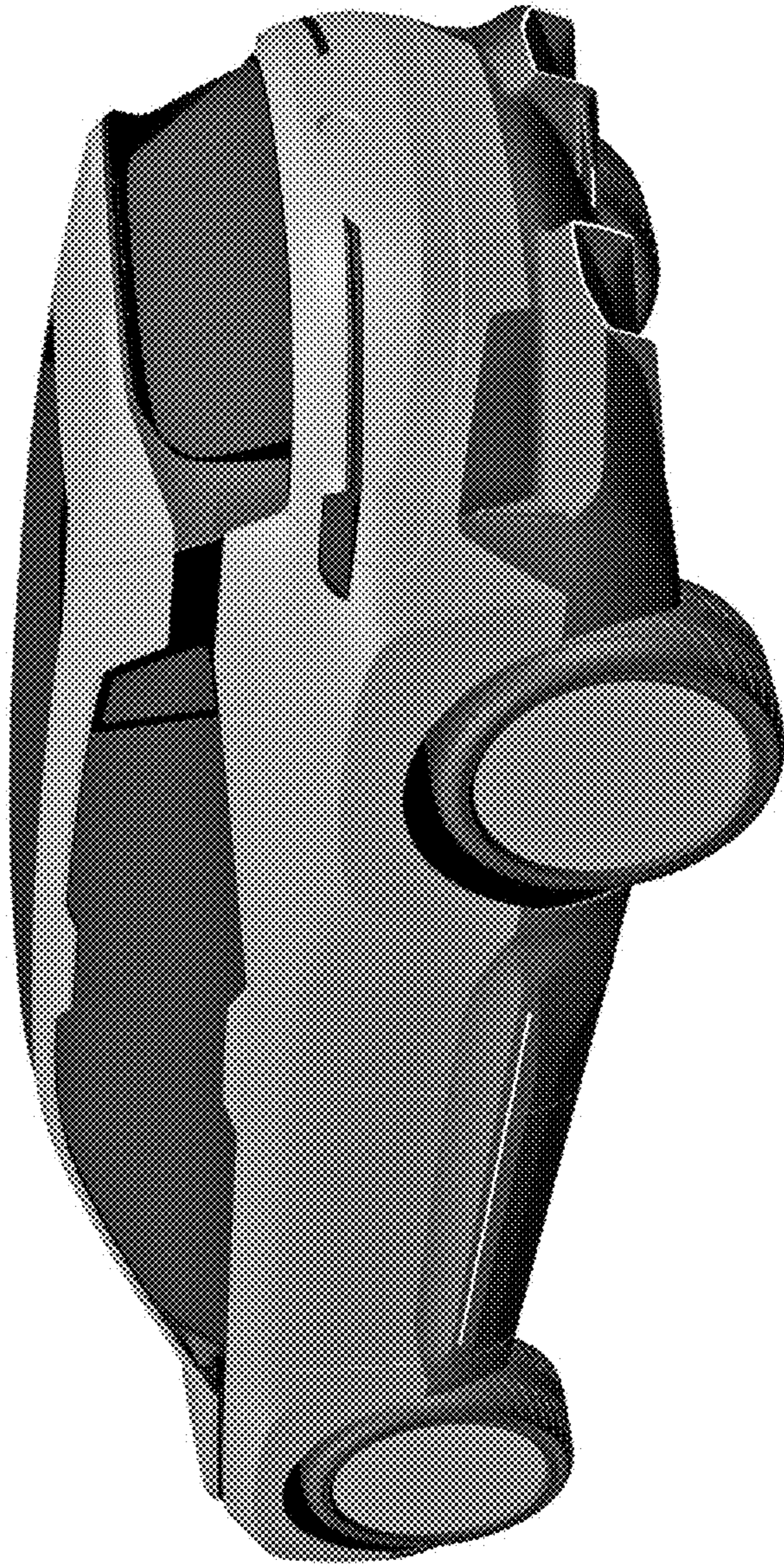


Fig. 4

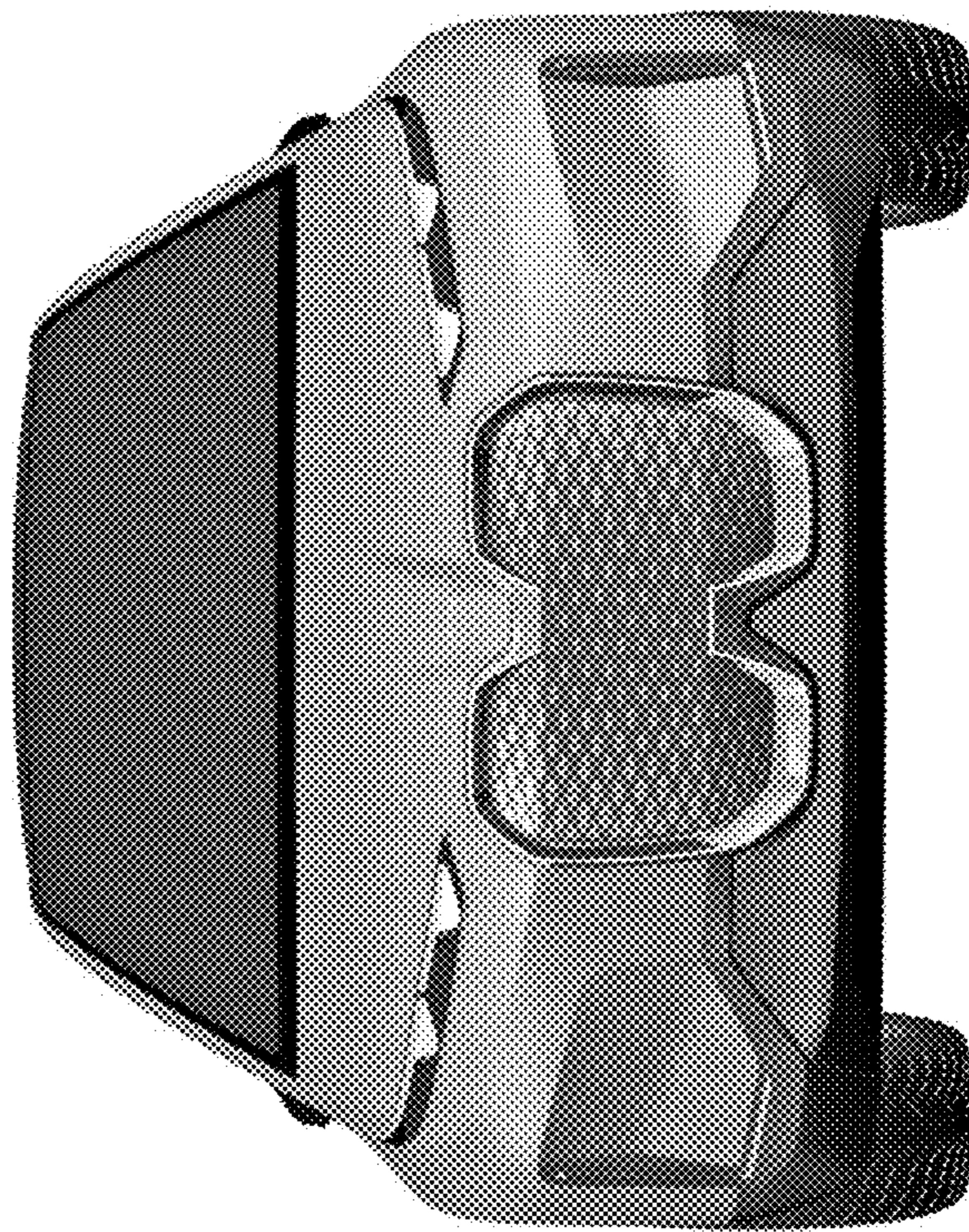


Fig. 5




Fig. 6




Fig. 7