



US00D881753S

(12) **United States Design Patent** (10) **Patent No.:** **US D881,753 S**  
**Tomasson et al.** (45) **Date of Patent:** **\*\* Apr. 21, 2020**

(54) **CHARGING VEHICLE**

(56) **References Cited**

(71) Applicant: **NIO NEXTEV LIMITED**, Hong Kong (CN)

U.S. PATENT DOCUMENTS

(72) Inventors: **Kris Tomasson**, Shanghai (CN); **Stephen White**, Shanghai (CN); **Andrea Carlon**, Shanghai (CN); **Younes Badi**, Shanghai (CN); **Changcheng Yang**, Shanghai (CN); **Yi Zheng**, Shanghai (CN); **Hao Zhu**, Shanghai (CN); **Xu He**, Shanghai (CN); **Chao Yang**, Shanghai (CN); **Tao Wei**, Shanghai (CN); **Robert James Orriv**, Shanghai (CN); **Zhiling Zhao**, Shanghai (CN); **Patrick Niall McGoldrick**, Shanghai (CN)

D331,375 S	*	12/1992	Feltrinelli	.....	D12/99
D356,057 S	*	3/1995	Sacco	.....	D12/99
D514,029 S	*	1/2006	Truong	.....	D12/99
D550,122 S	*	9/2007	Pfeiffer	.....	D12/91
D555,539 S	*	11/2007	Pfeiffer	.....	D12/91
D633,824 S	*	3/2011	Fukui	.....	D12/91
D646,203 S	*	10/2011	Thompson	.....	D12/91
D666,527 S	*	9/2012	Li	.....	D12/91
D670,199 S	*	11/2012	Zhang	.....	D12/91
D671,455 S	*	11/2012	Watanabe	.....	D12/91
D679,220 S	*	4/2013	Aikawa	.....	D12/91
D701,144 S	*	3/2014	Gould	.....	D12/91
D732,429 S	*	6/2015	Loeb	.....	D12/91
D732,430 S	*	6/2015	Loeb	.....	D12/91
D732,431 S	*	6/2015	Loeb	.....	D12/91
D781,182 S	*	3/2017	Guerrieri	.....	D12/91

(Continued)

(73) Assignee: **NIO NEXTEV LIMITED**, Hong Kong (CN)

*Primary Examiner* — Darlington Ly

(74) *Attorney, Agent, or Firm* — Sheridan Ross P.C.

(\*\*) Term: **15 Years**

(57) **CLAIM**

The ornamental design for a charging vehicle, as shown and described.

(21) Appl. No.: **29/649,545**

**DESCRIPTION**

(22) Filed: **May 31, 2018**

The patent or application file contains at least one drawing executed in color. Copies of this patent or patent application publication with color drawing(s) will be provided by the Office upon request and payment of the necessary fee.

(30) **Foreign Application Priority Data**

Dec. 1, 2017 (CN) ..... 2017 3 0605658

(51) **LOC (12) Cl.** ..... **12-08**


(52) **U.S. Cl.**  
USPC ..... **D12/91**

(58) **Field of Classification Search**  
USPC ..... D12/86, 90, 91, 92, 98; D21/424, 433, D21/434  
CPC ..... B62D 25/00; B62D 25/06; B62D 33/00; B62D 35/00

FIG. 1 is a first perspective view of the design;  
FIG. 2 is a second perspective view of the design;  
FIG. 3 is a front view of the design;  
FIG. 4 is a rear view of the design;  
FIG. 5 is a left side view of the design;  
FIG. 6 is a right side view of the design; and,  
FIG. 7 is a top view of the design.

See application file for complete search history.

**1 Claim, 4 Drawing Sheets**  
**(4 of 4 Drawing Sheet(s) Filed in Color)**



(56)

**References Cited**

U.S. PATENT DOCUMENTS

2011/0148134 A1\* 6/2011 Gerhardt ..... B60P 3/423  
296/24.43  
2012/0031686 A1\* 2/2012 Ferrigni ..... B60P 3/0257  
180/2.2

\* cited by examiner




Fig.1




Fig.2




Fig.3




Fig.4




Fig.5




Fig.6




Fig.7