



US00D881752S

(12) **United States Design Patent**
Degtyarev

(10) **Patent No.:** **US D881,752 S**
(45) **Date of Patent:** **** Apr. 21, 2020**

- (54) **ENDLESS TRACK**
- (71) Applicant: **LIMITED LIABILITY COMPANY**
“COMPOSIT”, Kursk (RU)
- (72) Inventor: **Sergey Aleksandrovich Degtyarev,**
Kursk (RU)
- (73) Assignee: **LIMITED LIABILITY COMPANY**
“COMPOSIT”, Kursk (RU)
- (**) Term: **15 Years**
- (21) Appl. No.: **29/677,011**
- (22) Filed: **Jan. 16, 2019**
- (30) **Foreign Application Priority Data**
Jul. 31, 2018 (RU) 2018503272
- (51) **LOC (12) Cl.** **12-14**
- (52) **U.S. Cl.**
USPC **D12/7; D15/28**
- (58) **Field of Classification Search**
USPC D15/28; D12/7, 8, 9, 10, 28, 608;
D2/951, 960; 305/165–179, 157, 52, 158,
305/180–184; 180/190, 191, 184;
474/266, 267, 260–262
CPC B62D 55/24; B62D 55/26; B62D 55/18
See application file for complete search history.

- (56) **References Cited**
U.S. PATENT DOCUMENTS
- | | | | | |
|--------------|---------|-----------|-------|-------|
| D242,612 S * | 12/1976 | Perreault | | D12/7 |
| D283,206 S * | 4/1986 | Talbot | | D12/7 |
| D380,419 S * | 7/1997 | Thompson | | D12/7 |
| D389,428 S * | 1/1998 | Dandurand | | D12/7 |
| D389,429 S * | 1/1998 | Dandurand | | D12/7 |
| D389,431 S * | 1/1998 | Dandurand | | D12/7 |
| D389,432 S * | 1/1998 | Dandurand | | D12/7 |

- | | | | | |
|----------------|---------|---------------|-------|------------------------|
| D389,433 S * | 1/1998 | Dandurand | | D12/7 |
| D389,434 S * | 1/1998 | Dandurand | | D12/7 |
| D389,435 S * | 1/1998 | Dandurand | | D12/7 |
| 5,713,645 A * | 2/1998 | Thompson | | B62D 55/24
305/168 |
| 5,730,510 A * | 3/1998 | Courtemanche | | B62D 55/096
305/168 |
| D393,607 S * | 4/1998 | Dandurand | | D12/7 |
| D394,615 S * | 5/1998 | Dandurand | | D12/7 |
| D408,326 S * | 4/1999 | Dandurand | | D12/7 |
| 6,109,705 A * | 8/2000 | Courtemanche | | B62D 55/244
305/178 |
| D436,892 S * | 1/2001 | Soucy | | D12/7 |
| 6,575,540 B2 * | 6/2003 | Soucy | | B62D 55/24
305/165 |
| D511,481 S * | 11/2005 | Sampson | | D12/7 |
| D549,244 S * | 8/2007 | Noel | | D15/28 |
| D567,823 S * | 4/2008 | Hagio | | D15/28 |
| D588,169 S * | 3/2009 | Hagio | | D15/28 |
| D636,793 S * | 4/2011 | Vladimirovich | | D15/28 |
| D637,626 S * | 5/2011 | Vladimirovich | | D15/28 |
| D639,313 S * | 6/2011 | Vladimirovich | | D15/28 |
| D653,681 S * | 2/2012 | Degtyarev | | D12/7 |

(Continued)

Primary Examiner — Mark A Goodwin
(74) *Attorney, Agent, or Firm* — Notaro, Michalos & Zaccaria P.C.


(57) **CLAIM**

The ornamental design for an endless track, as shown and described.

DESCRIPTION

FIG. 1 is a top, right, front perspective view of an endless track showing my new design therefor;
FIG. 2 is an enlarged side elevational view of a section thereof;
FIG. 3 is an enlarged top plan view of a section thereof; and,
FIG. 4 is an enlarged top plan view of a section of the inside surface of the endless track thereof.

1 Claim, 4 Drawing Sheets



(56)

References Cited

U.S. PATENT DOCUMENTS

D680,561 S	*	4/2013	Zuchoski	D12/7
D681,071 S	*	4/2013	Zuchoski	D12/7
D743,300 S	*	11/2015	Degtyarev	D12/7
D768,033 S	*	10/2016	Degtyarev	D12/7
D768,034 S	*	10/2016	Degtyarev	D12/7
D869,331 S	*	12/2019	Degtyarev	12/7
D869,988 S	*	12/2019	Degtyarev	D12/7
D869,989 S	*	12/2019	Degtyarev	D12/7

* cited by examiner




FIG. 1

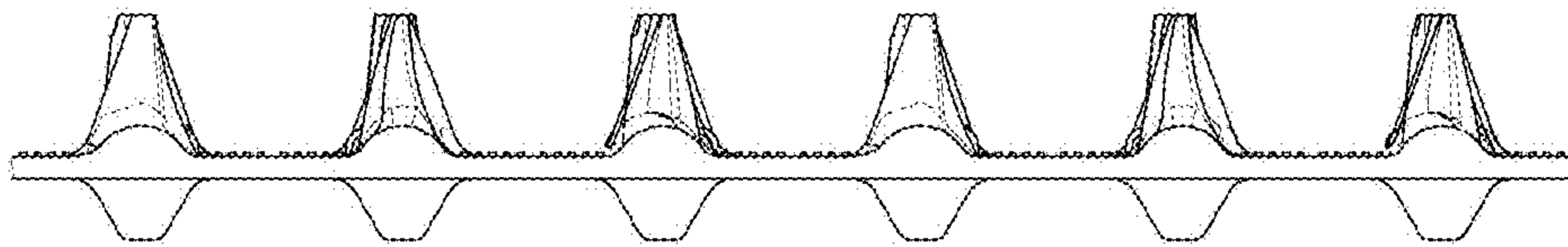


FIG. 2

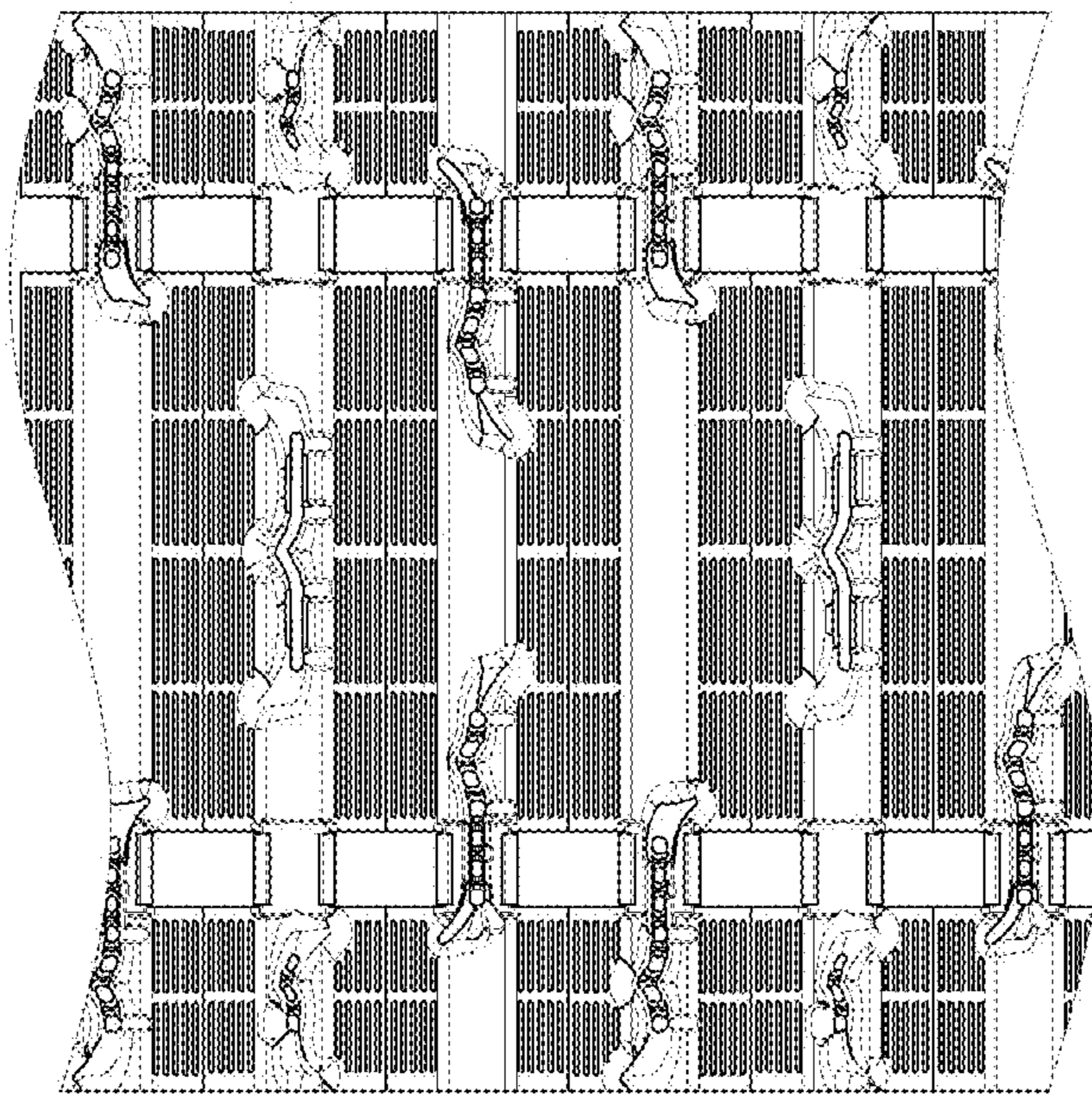


FIG. 3

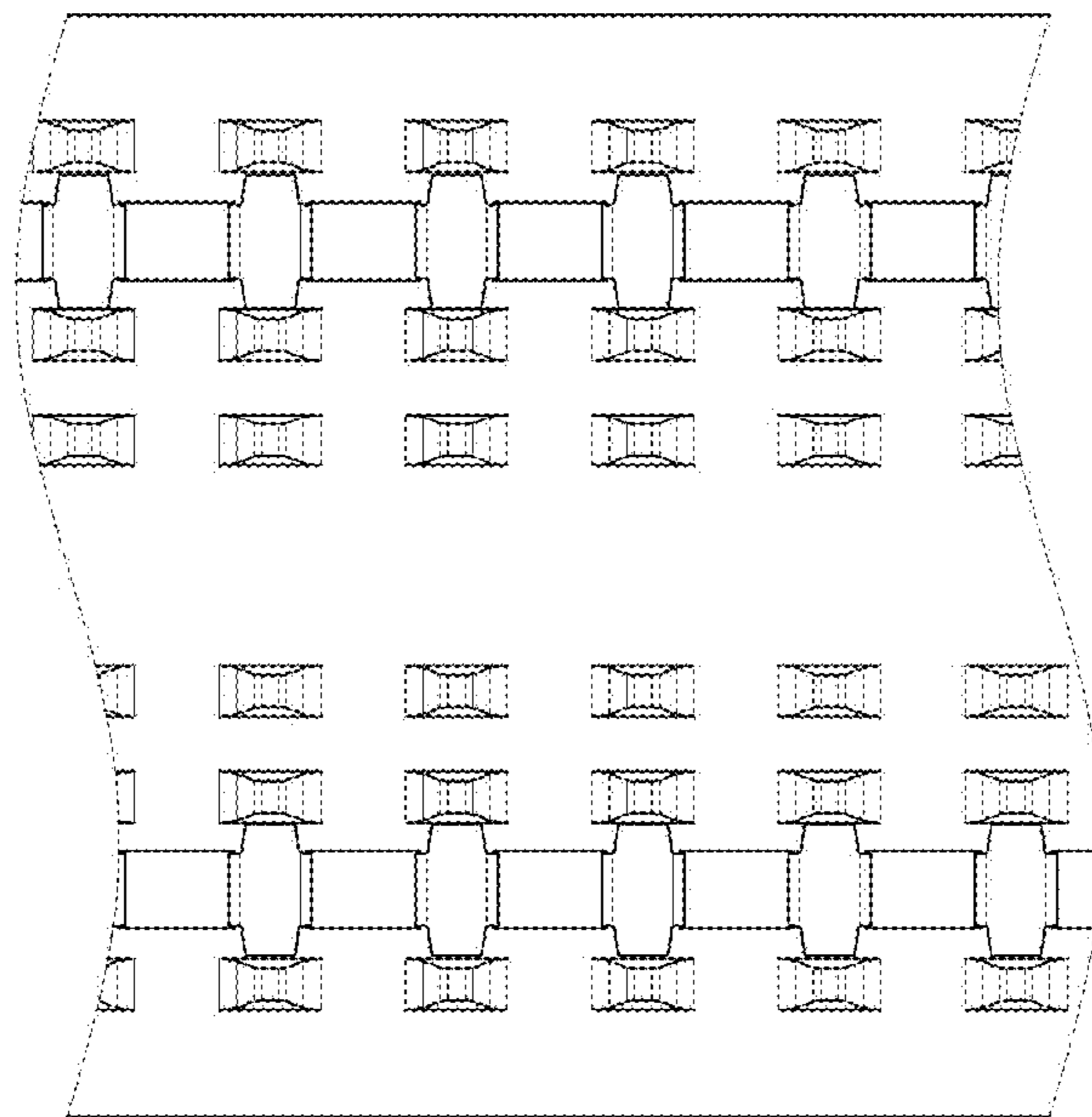


FIG. 4