



US00D881735S

(12) **United States Design Patent**  
**Legeay**

(10) **Patent No.:** **US D881,735 S**

(45) **Date of Patent:** **\*\* Apr. 21, 2020**

(54) **WATCH DIAL**

(71) Applicant: **Richemont International SA,**  
Villars-sur-Glane (CH)

(72) Inventor: **Baptiste Legeay,** Ornex (FR)

(73) Assignee: **Richemont International SA,**  
Villars-sur-Glane (CH)

(\*\*) Term: **15 Years**

(21) Appl. No.: **29/674,563**

(22) Filed: **Dec. 21, 2018**

(51) **LOC (12) Cl.** ..... **10-07**

(52) **U.S. Cl.**  
USPC ..... **D10/126**

(58) **Field of Classification Search**  
USPC ..... D10/30-39, 65, 70, 97-98, 99-102,  
D10/122-124, 126-128; D14/344  
CPC ..... G04B 19/06; G04B 19/10; G04B 19/103  
See application file for complete search history.

(56) **References Cited**

**U.S. PATENT DOCUMENTS**

D471,822 S	*	3/2003	Goeckeritz	.....	D10/32
D513,710 S	*	1/2006	Nataf	.....	D10/126
D632,200 S	*	2/2011	Kauffmann	.....	D10/126
D656,052 S	*	3/2012	Bode	.....	D10/126
D658,517 S	*	5/2012	Behling	.....	D10/39
D665,690 S	*	8/2012	Bode	.....	D10/126

D727,752 S	*	4/2015	Laucella	.....	D10/35
D734,177 S	*	7/2015	Kamilindi	.....	D10/126
D753,528 S	*	4/2016	Ruffieux	.....	D10/126
D755,645 S	*	5/2016	Belamich	.....	D10/125
D769,762 S	*	10/2016	Behling	.....	D10/126
D801,197 S	*	10/2017	Duval	.....	D10/39
D823,704 S	*	7/2018	Dicks	.....	D10/126
D839,104 S	*	1/2019	Duval	.....	D10/38
D866,382 S	*	11/2019	Berneron	.....	D10/126
D866,383 S	*	11/2019	Berneron	.....	D10/126

\* cited by examiner

*Primary Examiner* — Sandra S Snapp

*Assistant Examiner* — Katherine Glennon

(74) *Attorney, Agent, or Firm* — Taft Stettinius &  
Hollister LLP

(57) **CLAIM**

The ornamental design for a watch dial, as shown and described.

**DESCRIPTION**

FIG. 1 is a front elevational view of a watch dial showing my new design;

FIG. 2 is a back elevational view thereof;

FIG. 3 is a right side elevational view thereof;

FIG. 4 is a left side elevational view thereof;

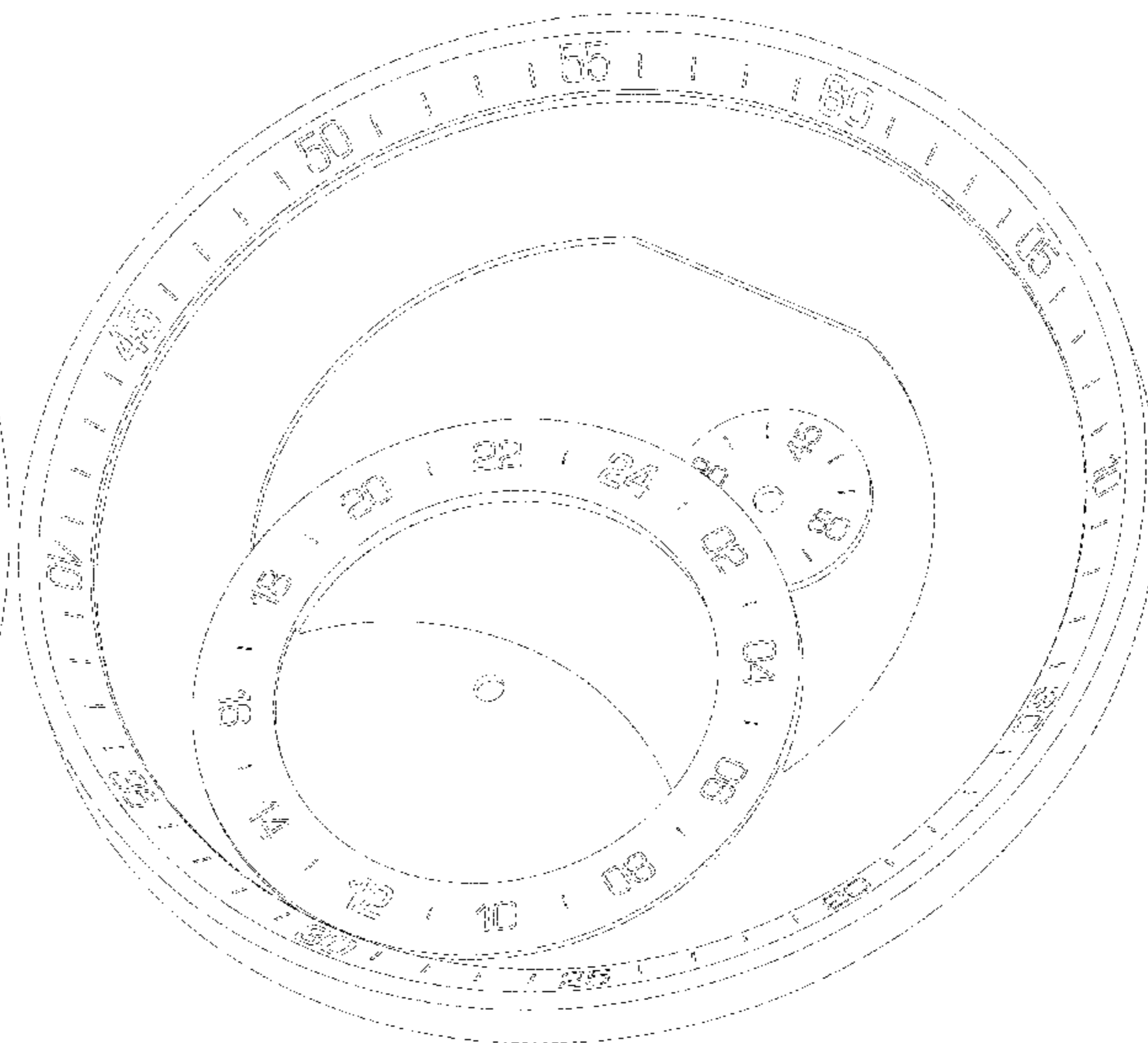
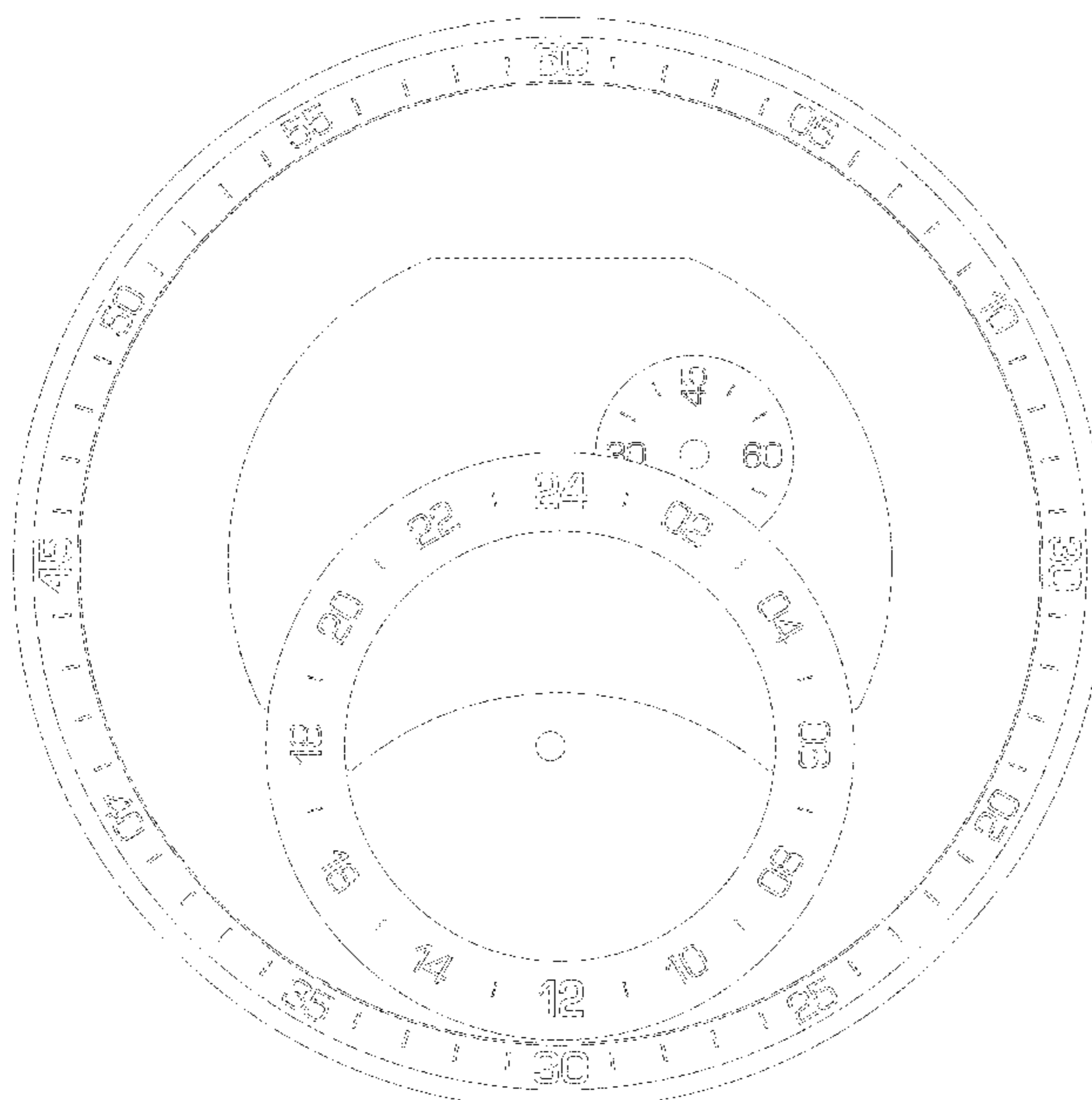
FIG. 5 is a bottom plan view thereof;

FIG. 6 is a top plan view thereof;

FIG. 7 is a front, right side perspective view thereof; and,

FIG. 8 is a back, left side perspective view thereof.

**1 Claim, 8 Drawing Sheets**



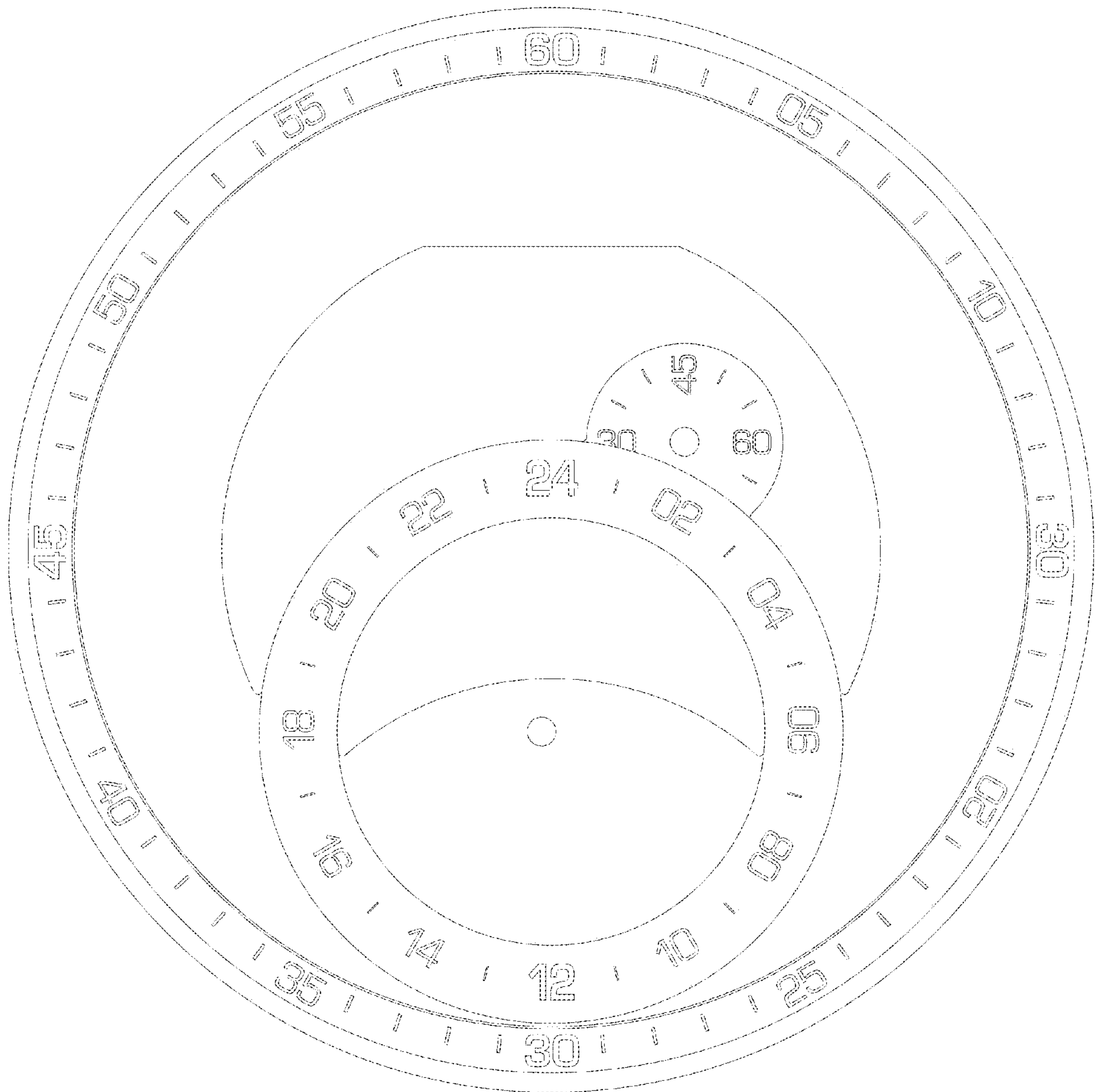


Fig. 1

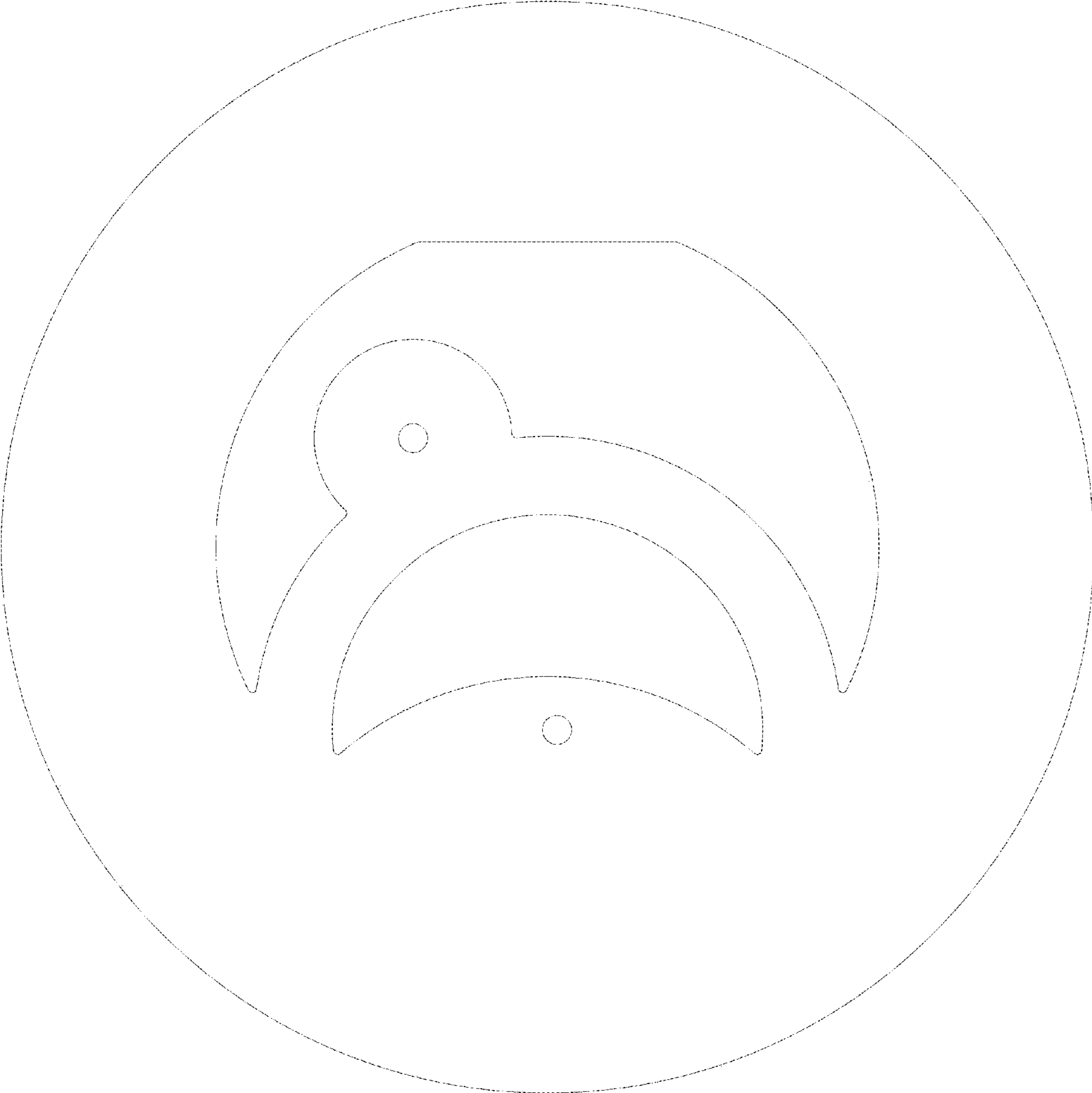


Fig. 2





Fig. 3



**Fig. 4**





Fig. 5



**Fig. 6**

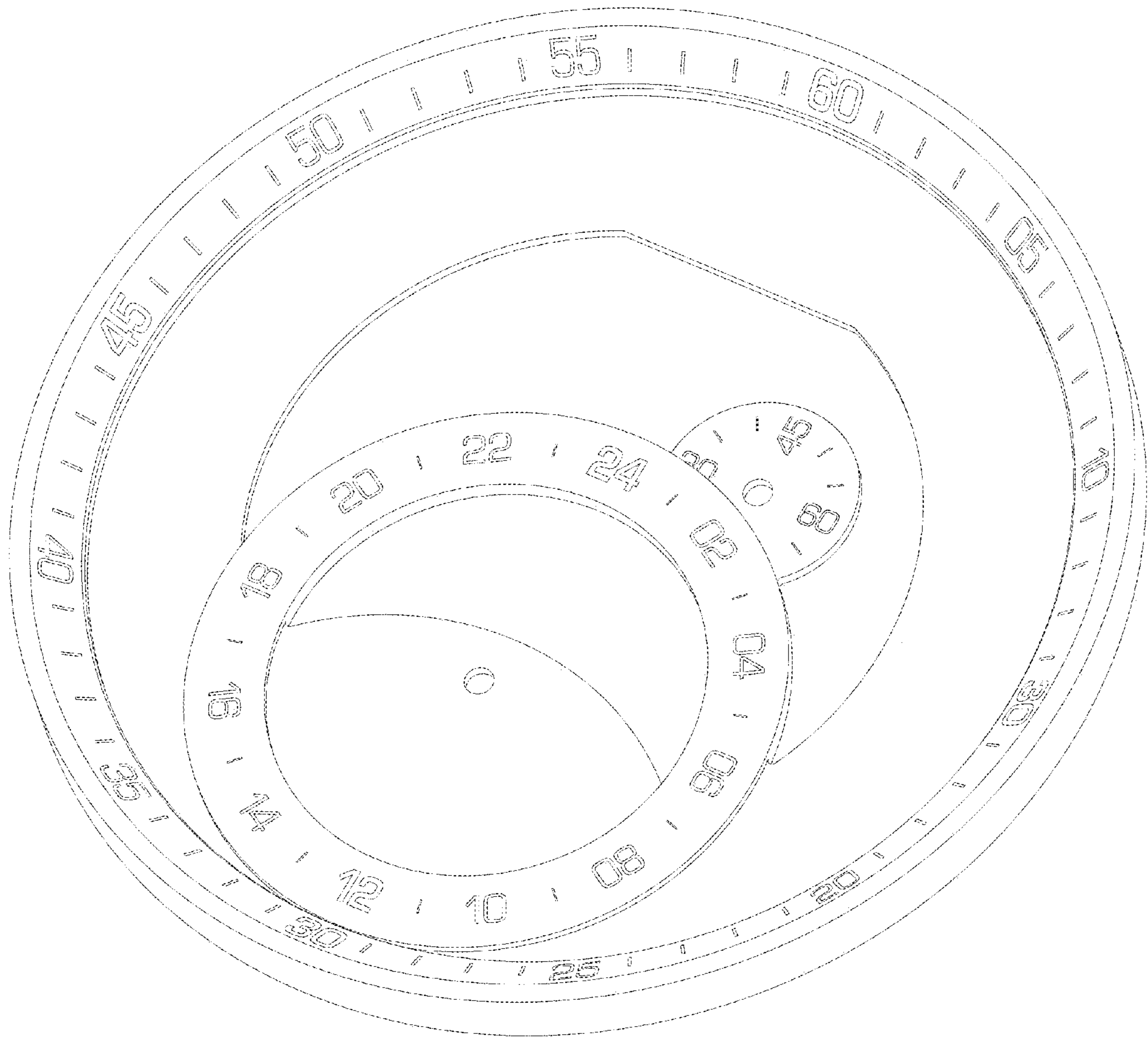


Fig. 7



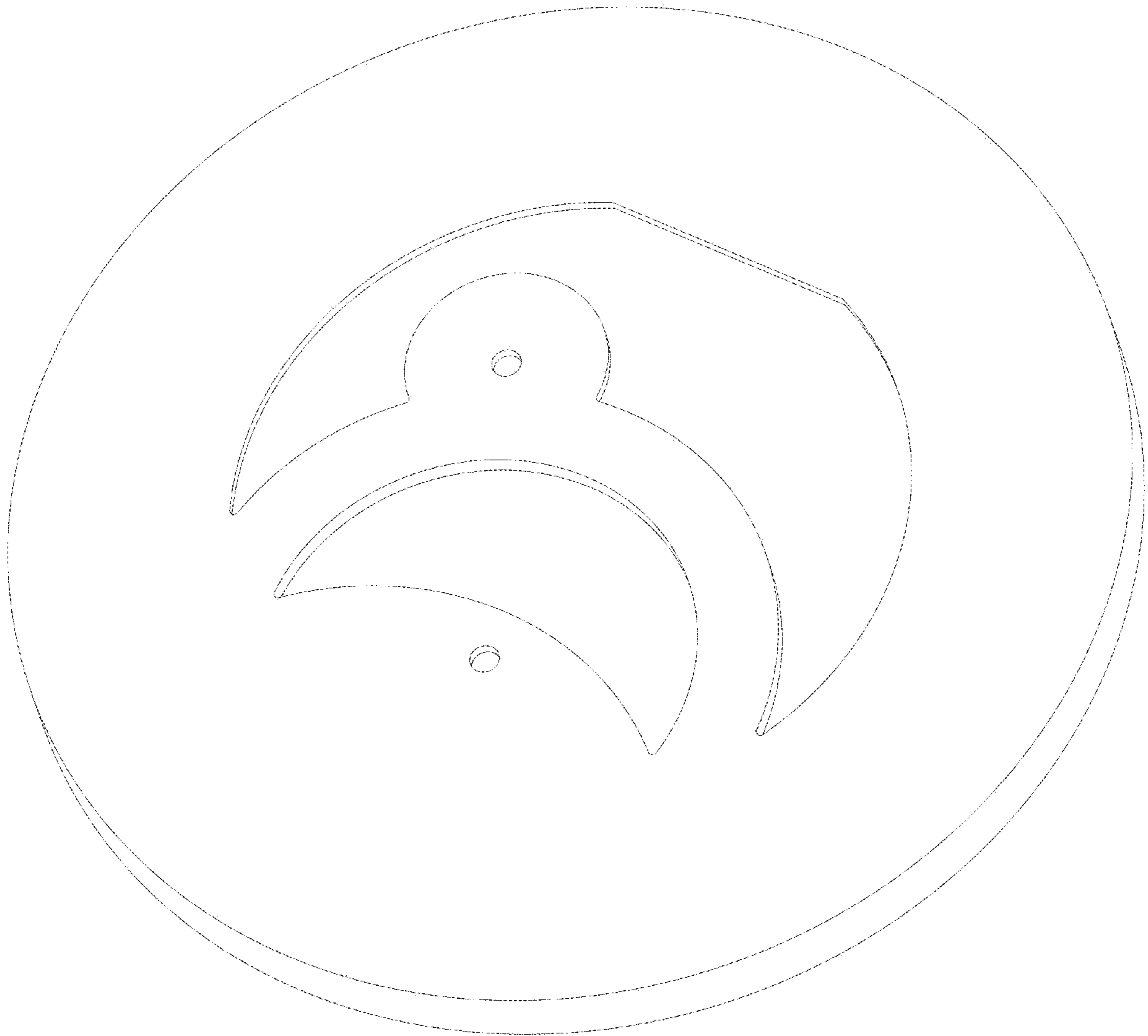


Fig. 8