



US00D881706S

(12) **United States Design Patent**
Tani

(10) **Patent No.:** **US D881,706 S**
(45) **Date of Patent:** **** Apr. 21, 2020**

(54) **STACKABLE FOOD AND BEVERAGE CONTAINER**

(71) Applicant: **Mia Kiyoko Tani**, Santa Clara, CA (US)

(72) Inventor: **Mia Kiyoko Tani**, Santa Clara, CA (US)

(**) Term: **15 Years**

(21) Appl. No.: **29/658,837**

(22) Filed: **Aug. 3, 2018**

(51) **LOC (12) Cl.** **09-01**

(52) **U.S. Cl.**

USPC **D9/528**; D9/454; D9/560

(58) **Field of Classification Search**

USPC D9/434, 454, 516, 520, 523, 527-528, D9/530-531, 535, 543, 560, 575, 715, D9/719, 745

CPC B65D 1/00; B65D 1/02; B65D 1/0223; B65D 1/0261; B65D 1/0284; B65D 1/44; B65D 23/00; B65D 23/10; B65D 23/102; B65D 2501/00; B65D 2501/0009; B65D 2501/081

See application file for complete search history.

(56) **References Cited**

U.S. PATENT DOCUMENTS

D207,243 S	3/1967	Kelly	
D219,867 S	2/1971	Reimer	
3,765,574 A	10/1973	Urquiza	
D234,019 S	12/1974	D'Alo	
D252,257 S	7/1979	Dobbs et al.	
D282,244 S	1/1986	Santoiemmo	
4,570,799 A	2/1986	Mednis	
5,114,028 A	5/1992	Ring	
D378,494 S *	3/1997	Miller D9/528
D389,067 S	1/1998	Lown	

D434,326 S	11/2000	Smorch	
D447,944 S	9/2001	Justice	
D455,079 S *	4/2002	Kratko D9/520
D466,413 S	12/2002	Justice	
D478,514 S	8/2003	Fai	
D500,953 S *	1/2005	Nottingham D9/528
D502,874 S	3/2005	Schmedes	
D504,823 S *	5/2005	Nottingham D9/528
D505,076 S	5/2005	Logan	
D511,100 S *	11/2005	Nottingham D9/528
D549,585 S *	8/2007	Gruskin D9/531
D573,475 S *	7/2008	Nottingham D9/531
D631,358 S *	1/2011	Voelker D9/528
D653,548 S	2/2012	Wycoff	
D659,541 S	5/2012	Wycoff	
D668,155 S	10/2012	Wycoff	
D670,170 S *	11/2012	Voelker D9/528
D672,657 S	12/2012	Hall	

(Continued)

Primary Examiner — Dana Meyrow

(74) *Attorney, Agent, or Firm* — Dunlap Bennett & Ludwig PLLC

(57) **CLAIM**

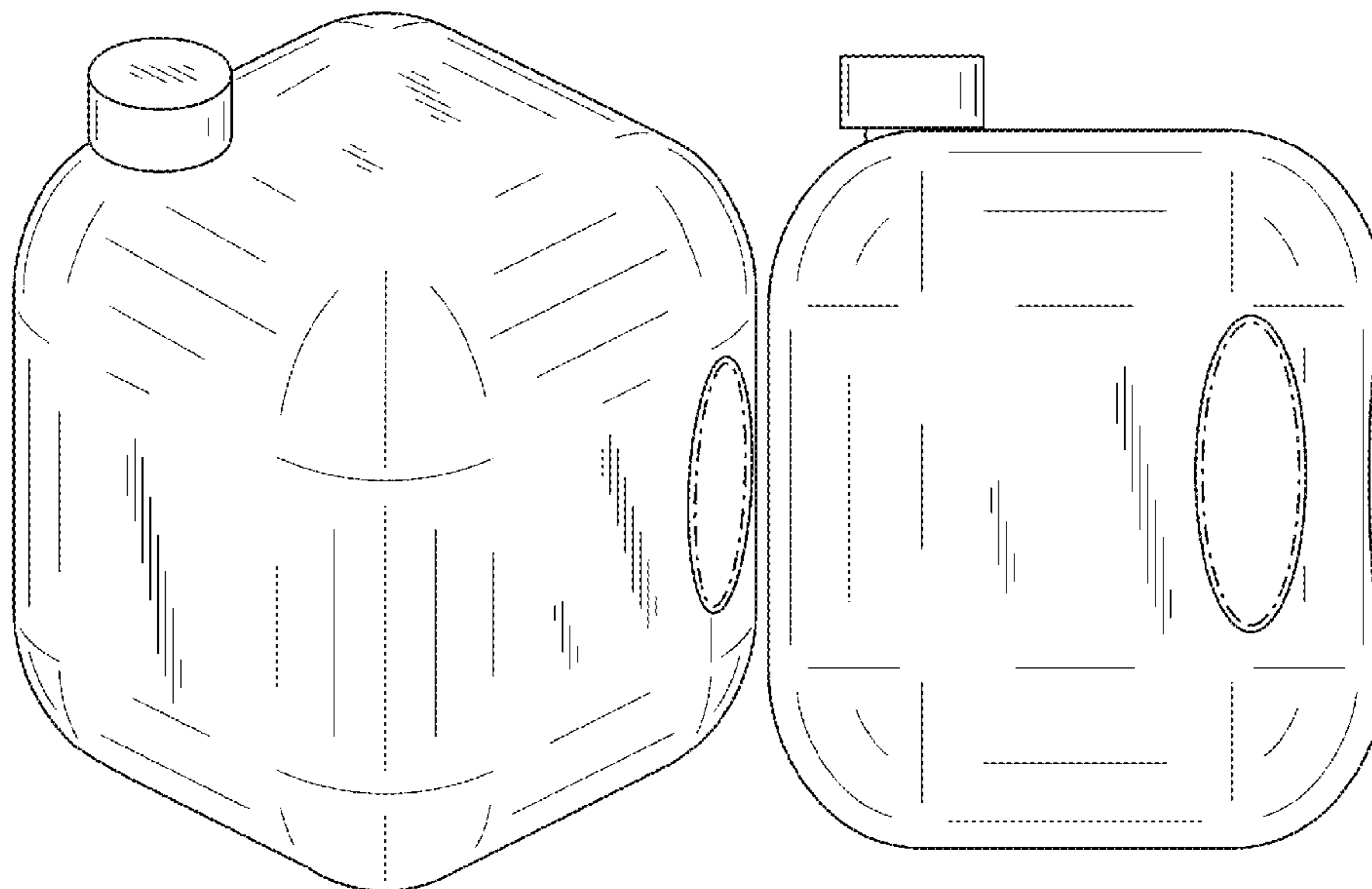
The ornamental design for a stackable food and beverage container, as shown and described.

DESCRIPTION

FIG. 1 is a front perspective view of a stackable food and beverage container, showing my new design; FIG. 2 is a front elevation view thereof; FIG. 3 is a rear elevation view thereof; FIG. 4 is a left side elevation view thereof; FIG. 5 is a right side elevation view thereof; FIG. 6 is a top plan view thereof; and, FIG. 7 is a bottom plan view thereof.

The broken lines consisting of unevenly sized lines dash-dot-dash lines in the drawings depict the boundary of the claimed invention and it is understood that the claim extends to the boundary that forms no part of the claimed design.

1 Claim, 4 Drawing Sheets



(56)

References Cited

U.S. PATENT DOCUMENTS

D715,159 S	10/2014	Weiss	
D715,161 S	10/2014	Weiss	
D716,152 S	10/2014	Weiss	
D716,669 S	11/2014	Weiss	
D722,884 S	2/2015	Eble	
D759,432 S	6/2016	Harris	
D799,325 S	10/2017	Ozamiz	
D801,116 S *	10/2017	Cerasani D7/510
2011/0017625 A1	1/2011	Wycoff	

* cited by examiner

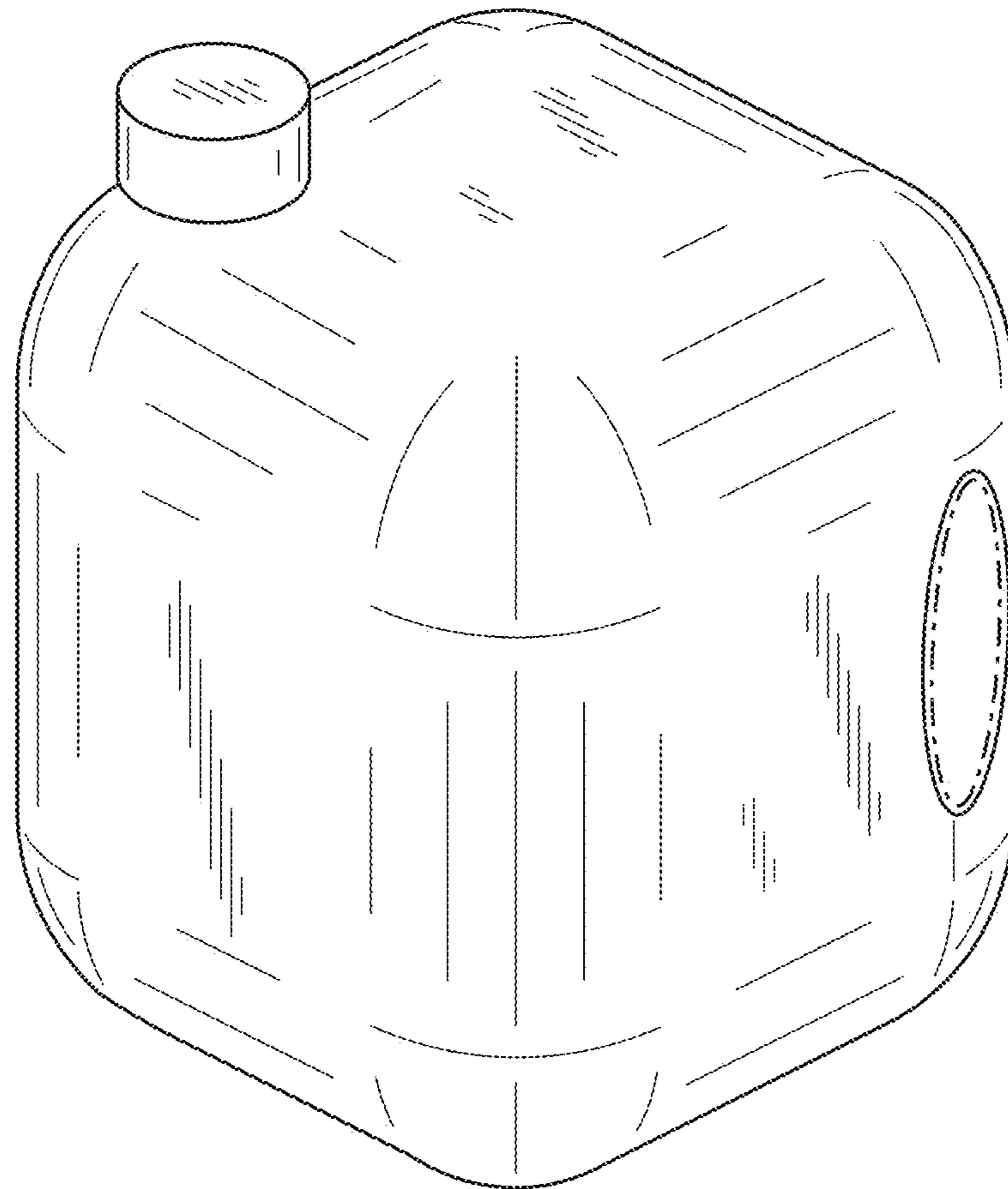


FIG. 1

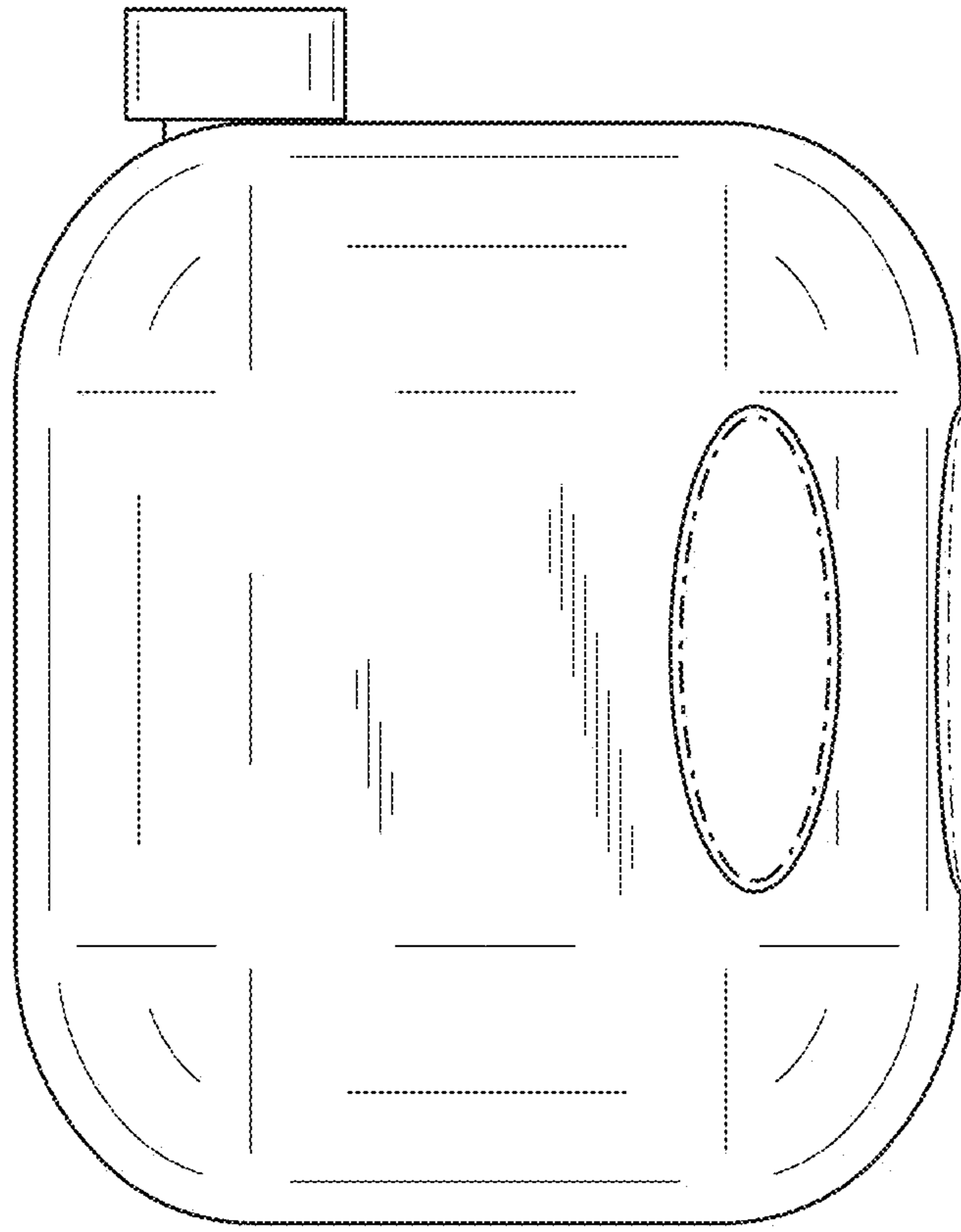


FIG. 2

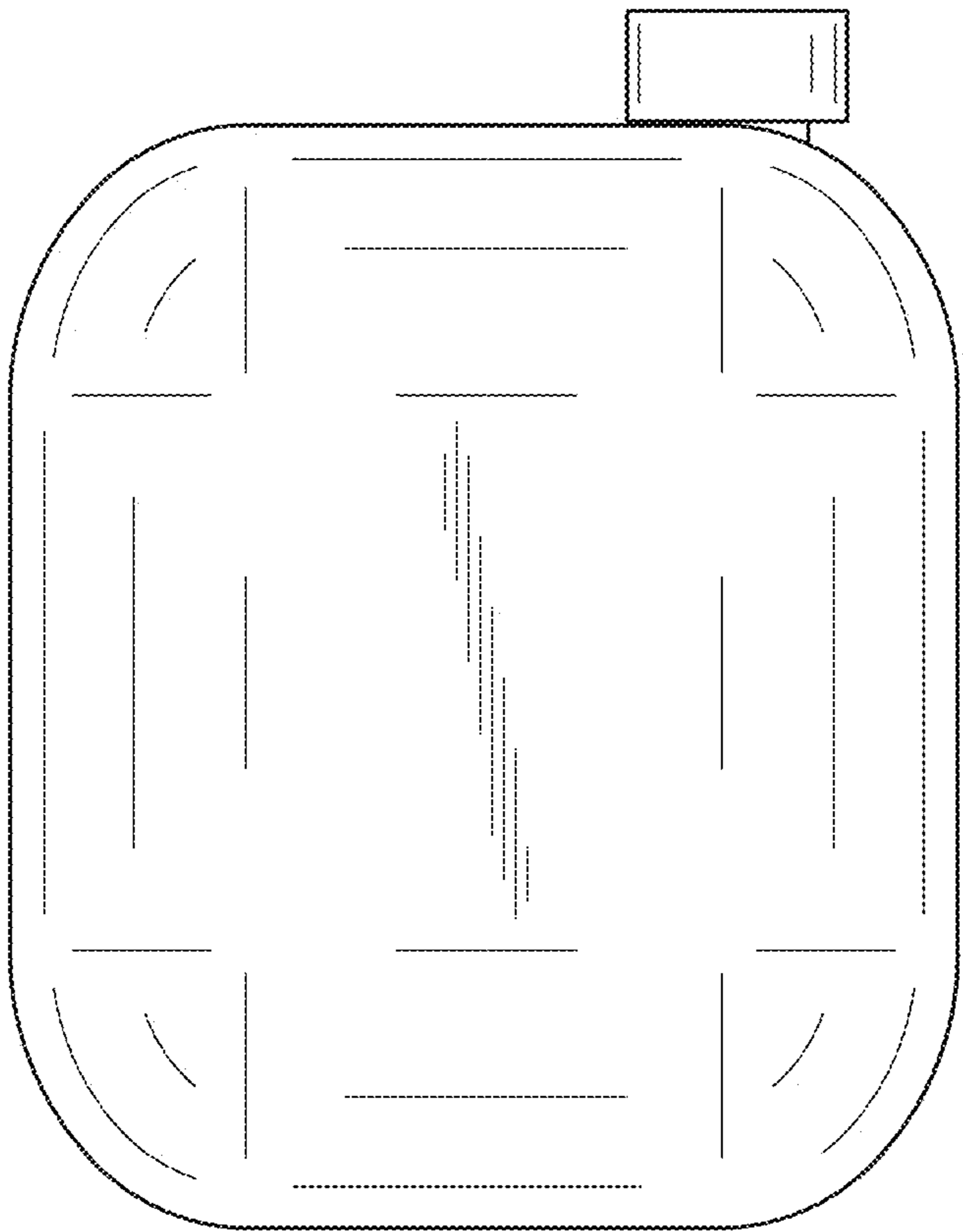


FIG. 3

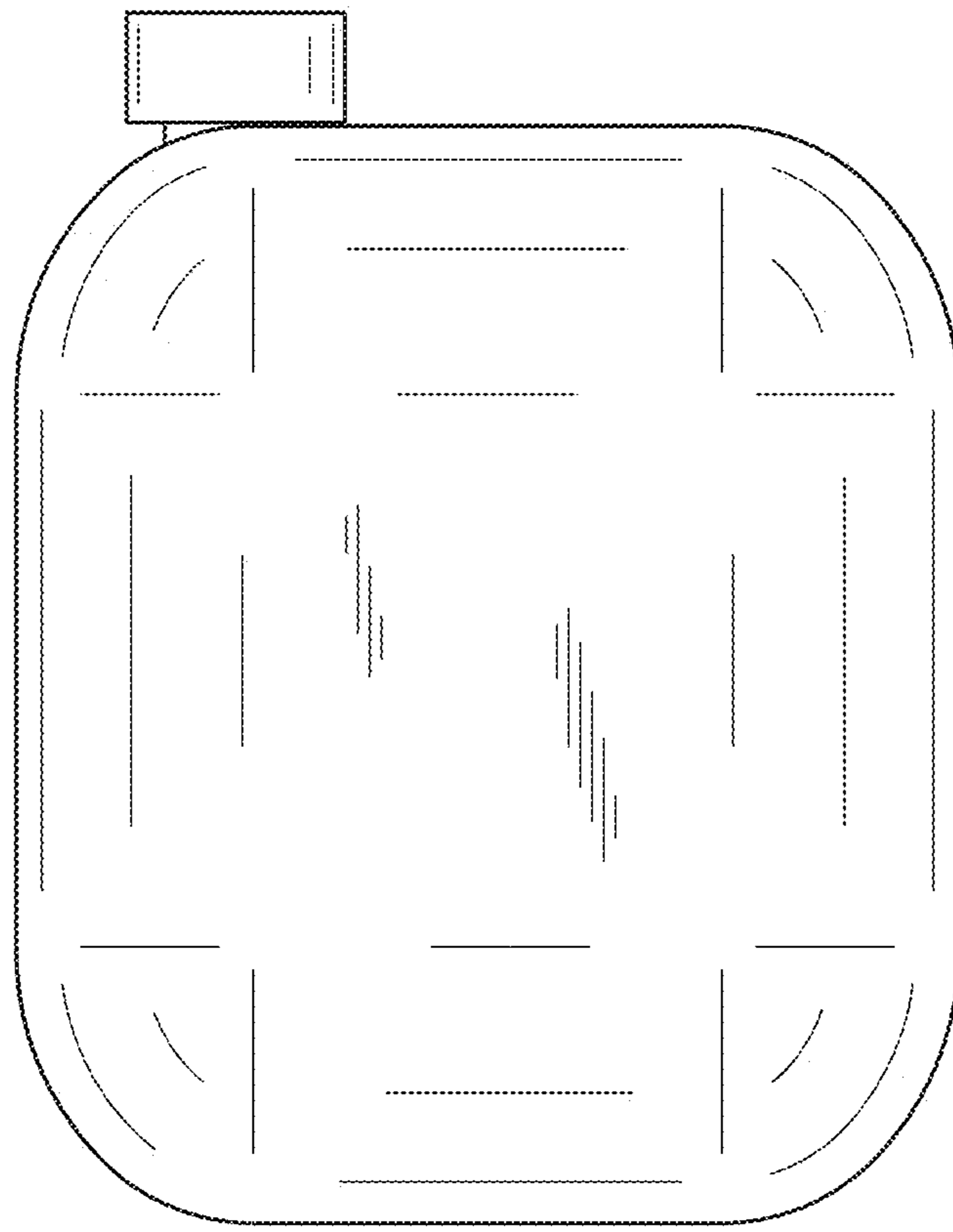


FIG. 4

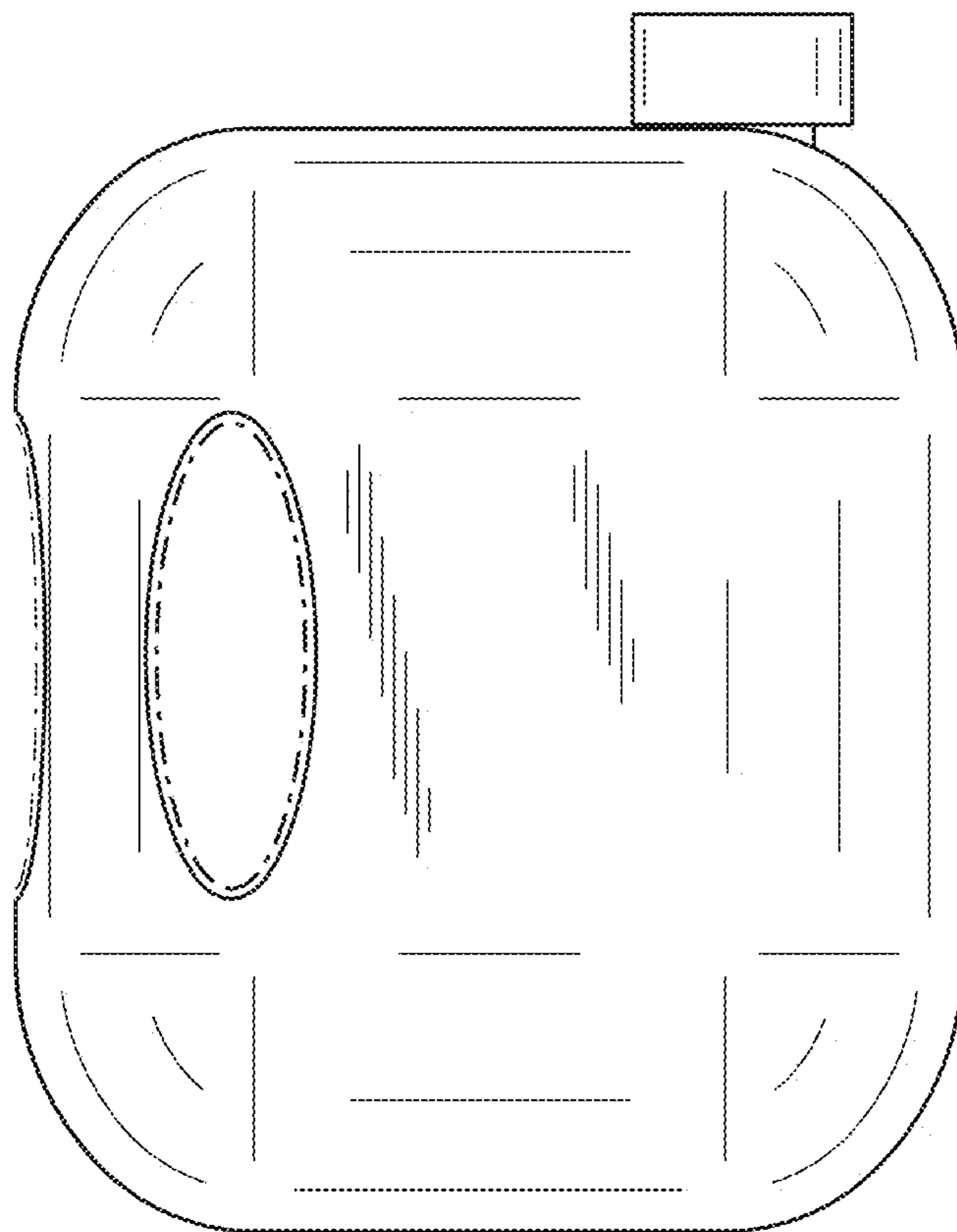


FIG. 5

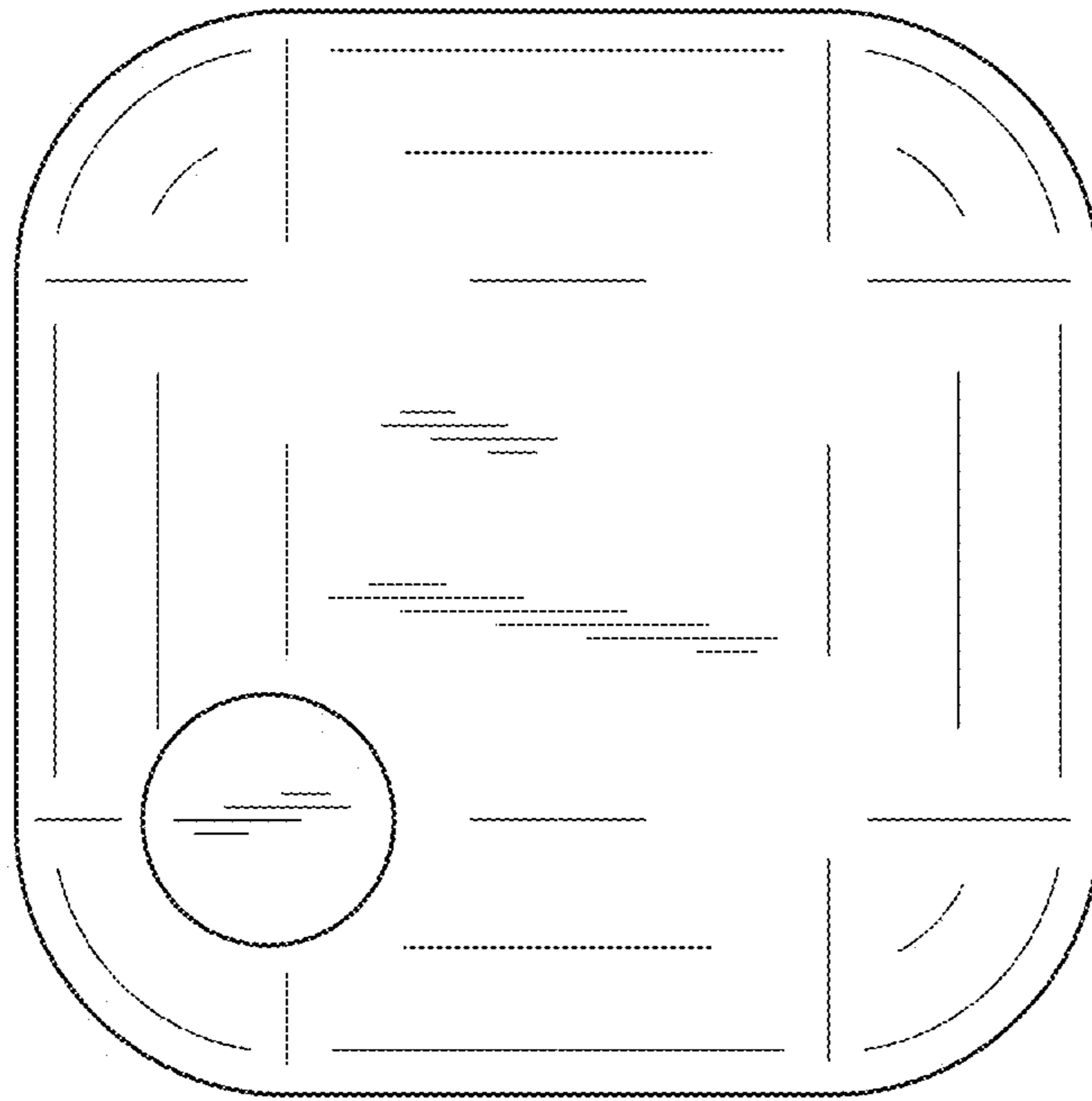


FIG. 6

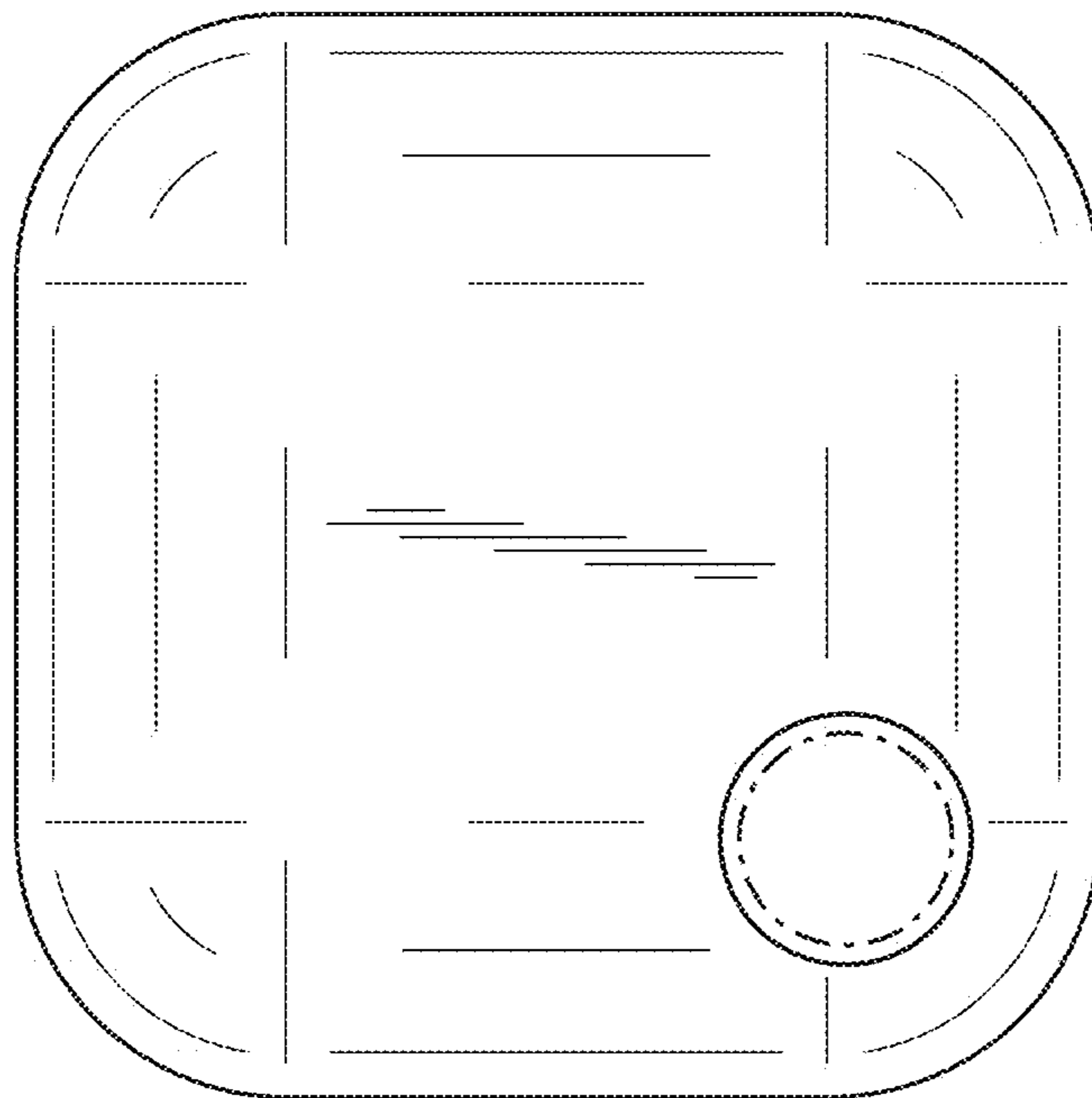


FIG. 7