



US00D881679S

(12) **United States Design Patent**  
**Huang et al.**

(10) **Patent No.:** **US D881,679 S**  
(45) **Date of Patent:** **\*\* Apr. 21, 2020**

- (54) **LOCK ESCUTCHEON ASSEMBLY**
- (71) Applicant: **TAIWAN FU HSING INDUSTRIAL CO., LTD.**, Kaohsiung (TW)
- (72) Inventors: **Chao-Ming Huang**, Kaohsiung (TW);  
**Chi-Ming Chen**, Kaohsiung (TW)
- (73) Assignee: **Taiwan Fu Hsing Industrial Co., Ltd.**,  
Kaohsiung (TW)
- (\*\*) Term: **15 Years**
- (21) Appl. No.: **29/673,460**
- (22) Filed: **Dec. 14, 2018**
- (30) **Foreign Application Priority Data**

- Oct. 11, 2018 (TW) ..... 107306010
- (51) **LOC (12) Cl.** ..... **11-05**
- (52) **U.S. Cl.**  
USPC ..... **D8/350**
- (58) **Field of Classification Search**  
USPC ..... D8/350, 351, 352, 353, 330, 331, 336,  
D8/338, 339, 340, 343, 300, 301;  
D10/108, 123, 125, 156, 158, 162, 169,  
D10/171, 174, 177, 184  
CPC ..... G05B 19/00; G05B 15/00; E05B 49/00;  
E05B 49/02; E05B 9/00; E05B 17/00;  
E05B 37/00; E05B 3/00; E05B 13/103;  
E05B 1/00; E05B 47/00; Y10T 70/8324;  
Y10T 70/8459; Y10T 70/8514; Y10T  
70/8568  
See application file for complete search history.

- (56) **References Cited**  
U.S. PATENT DOCUMENTS  
1,651,018 A \* 11/1927 Drees ..... E05B 37/00  
70/219  
D271,464 S \* 11/1983 Carlson ..... D8/301

- D305,863 S \* 2/1990 Gresens ..... D8/352
- 5,332,251 A \* 7/1994 Farquhar ..... B60D 1/60  
280/507
- D351,982 S \* 11/1994 Chen ..... D8/301
- D403,750 S \* 1/1999 Fabian ..... D23/254
- D453,897 S \* 2/2002 LaPlume ..... D8/301
- D461,985 S \* 8/2002 Fuchs ..... D6/550
- D463,968 S \* 10/2002 LaPlume ..... D8/352
- 6,526,787 B2 \* 3/2003 Ming-Chih ..... E05B 47/068  
70/107
- D513,166 S \* 12/2005 Huang ..... D8/350
- D552,961 S \* 10/2007 Roberts ..... D8/331
- D554,974 S \* 11/2007 Huang ..... D8/352
- D678,752 S \* 3/2013 Sedwick ..... D23/249
- D679,171 S \* 4/2013 Sedwick ..... D23/249
- D722,400 S \* 2/2015 Gilbert ..... D26/86
- D733,263 S \* 6/2015 Fujii ..... D23/262
- D755,037 S \* 5/2016 Czerwinski, Jr. .... D8/300
- D755,038 S \* 5/2016 Bolton ..... D8/352

(Continued)

*Primary Examiner* — Mark A Goodwin  
*Assistant Examiner* — Benjamin M Weeks  
(74) *Attorney, Agent, or Firm* — Rosenberg, Klein & Lee


(57) **CLAIM**

The ornamental design for a lock escutcheon assembly, as shown and described.

**DESCRIPTION**

FIG. 1 is a perspective view of the lock escutcheon assembly showing our new design;  
FIG. 2 is a front elevational view thereof;  
FIG. 3 is a rear front elevational view thereof;  
FIG. 4 is a left side elevational view thereof;  
FIG. 5 is a right side elevational view thereof;  
FIG. 6 is a top plan view thereof;  
FIG. 7 is a bottom plan view thereof; and,  
FIG. 8 is another perspective view thereof.  
The broken lines represent portions of the lock escutcheon assembly that form no part of the claimed design.

**1 Claim, 8 Drawing Sheets**



(56)

**References Cited**

U.S. PATENT DOCUMENTS

D756,747 S *	5/2016	Wu .....	D8/352
D806,515 S *	1/2018	Backhaus .....	D8/331
D811,850 S *	3/2018	Schneider .....	D8/331
D833,259 S *	11/2018	Tseng .....	D8/352
10,240,363 B2 *	3/2019	Hsu .....	E05B 41/00
10,472,855 B2 *	11/2019	Hsu .....	G07C 9/00174
2011/0232342 A1 *	9/2011	Tong .....	E05B 27/0014 70/449

\* cited by examiner




FIG.1

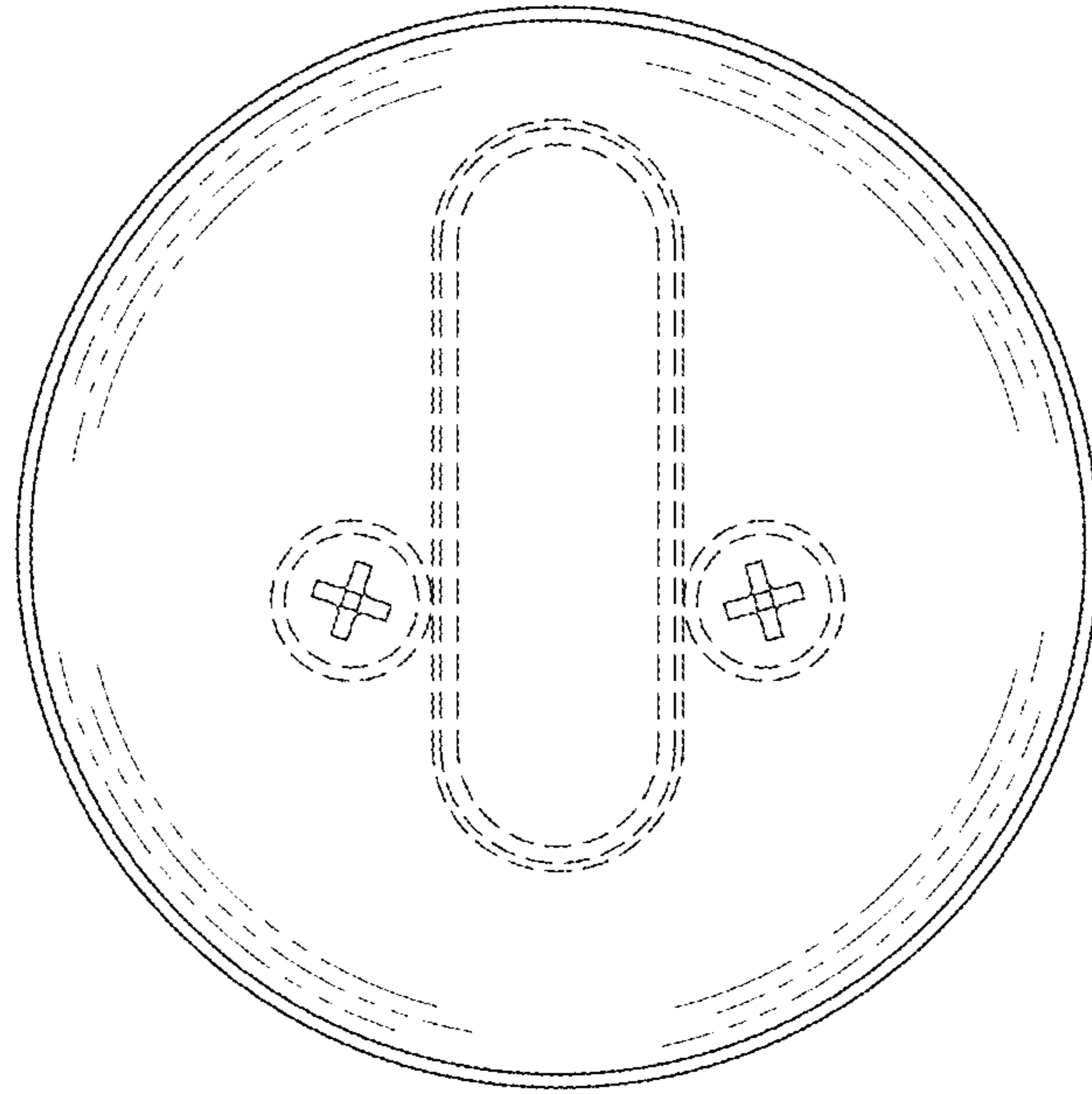


FIG.2

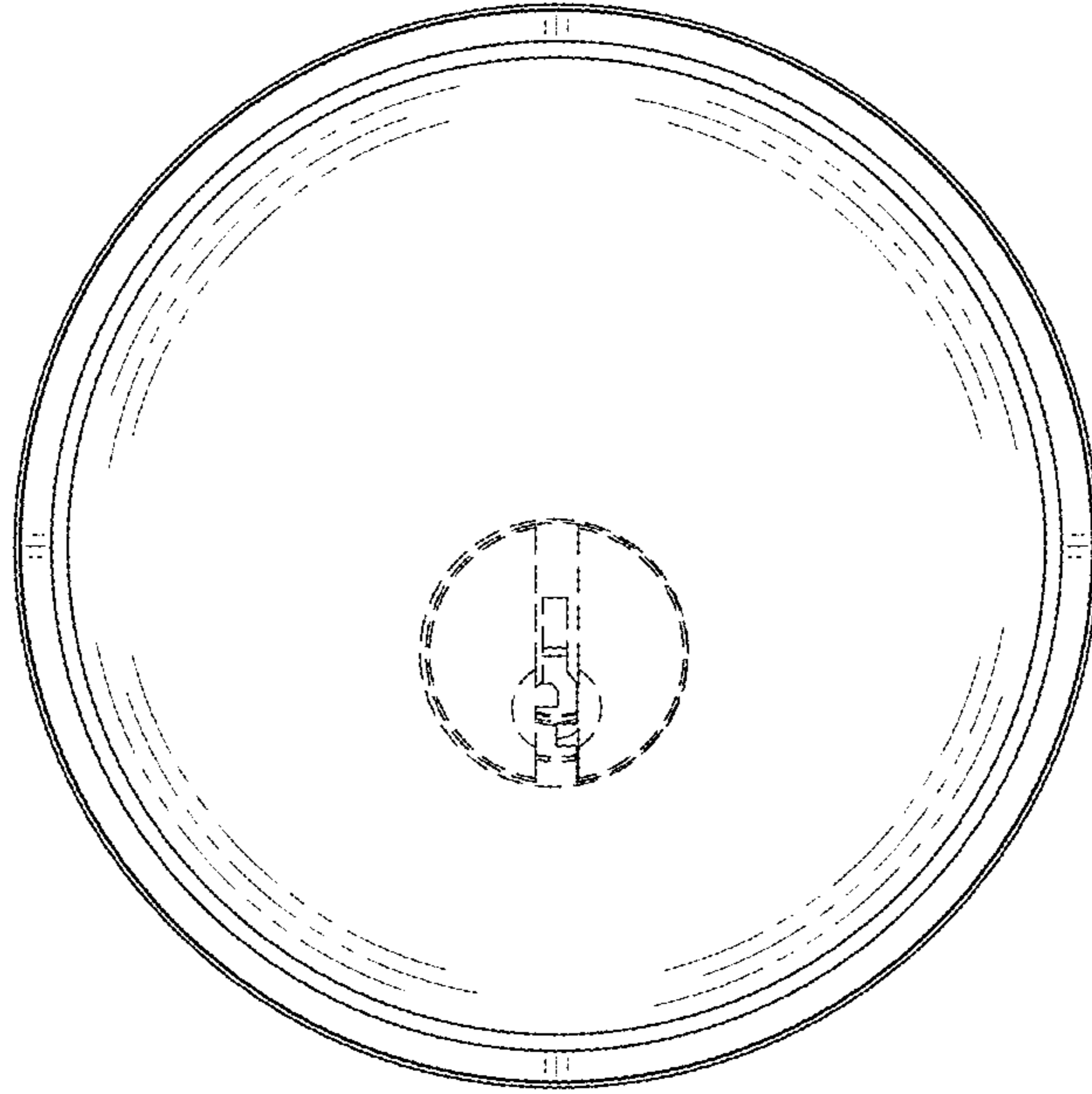


FIG.3

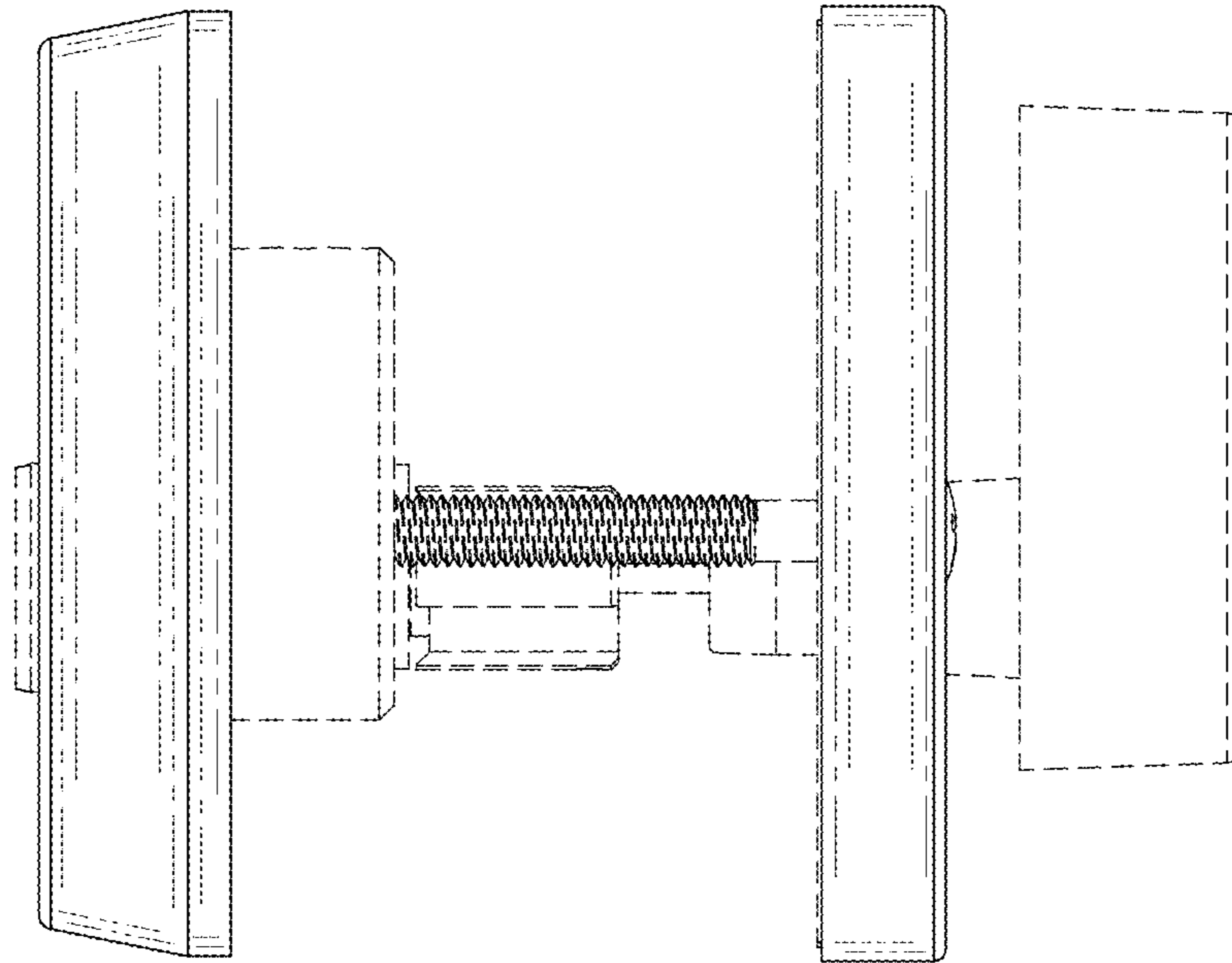


FIG.4

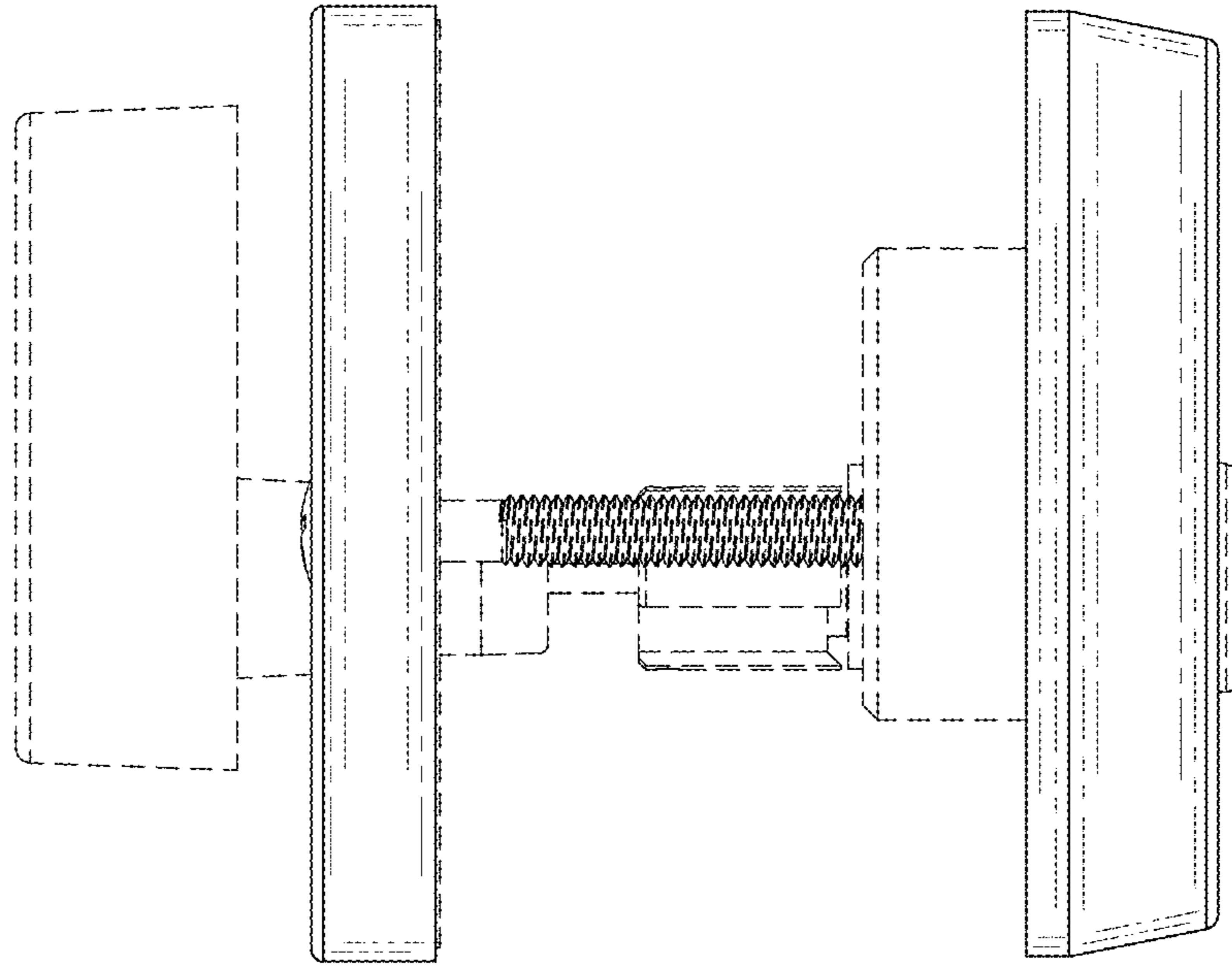


FIG.5

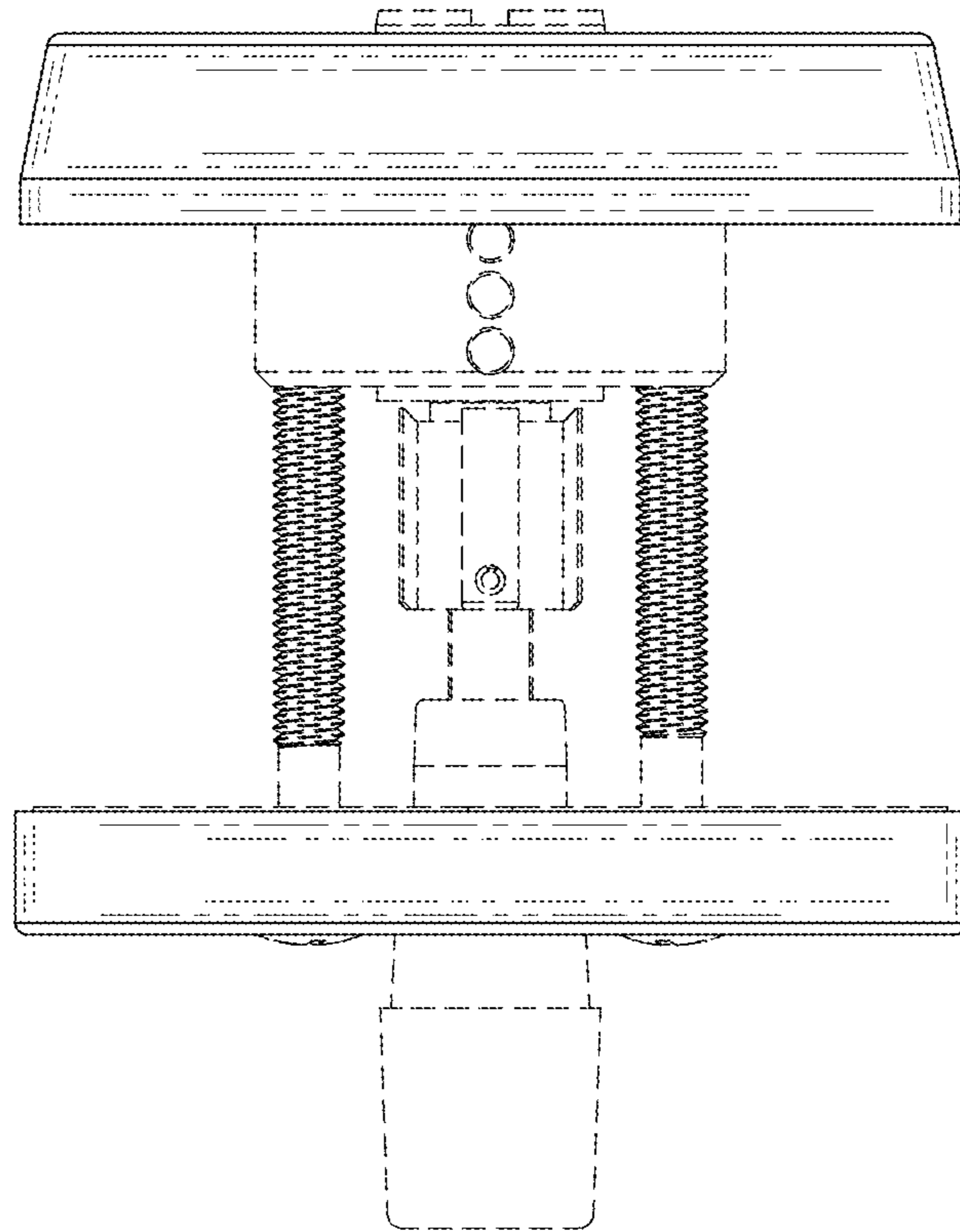


FIG.6



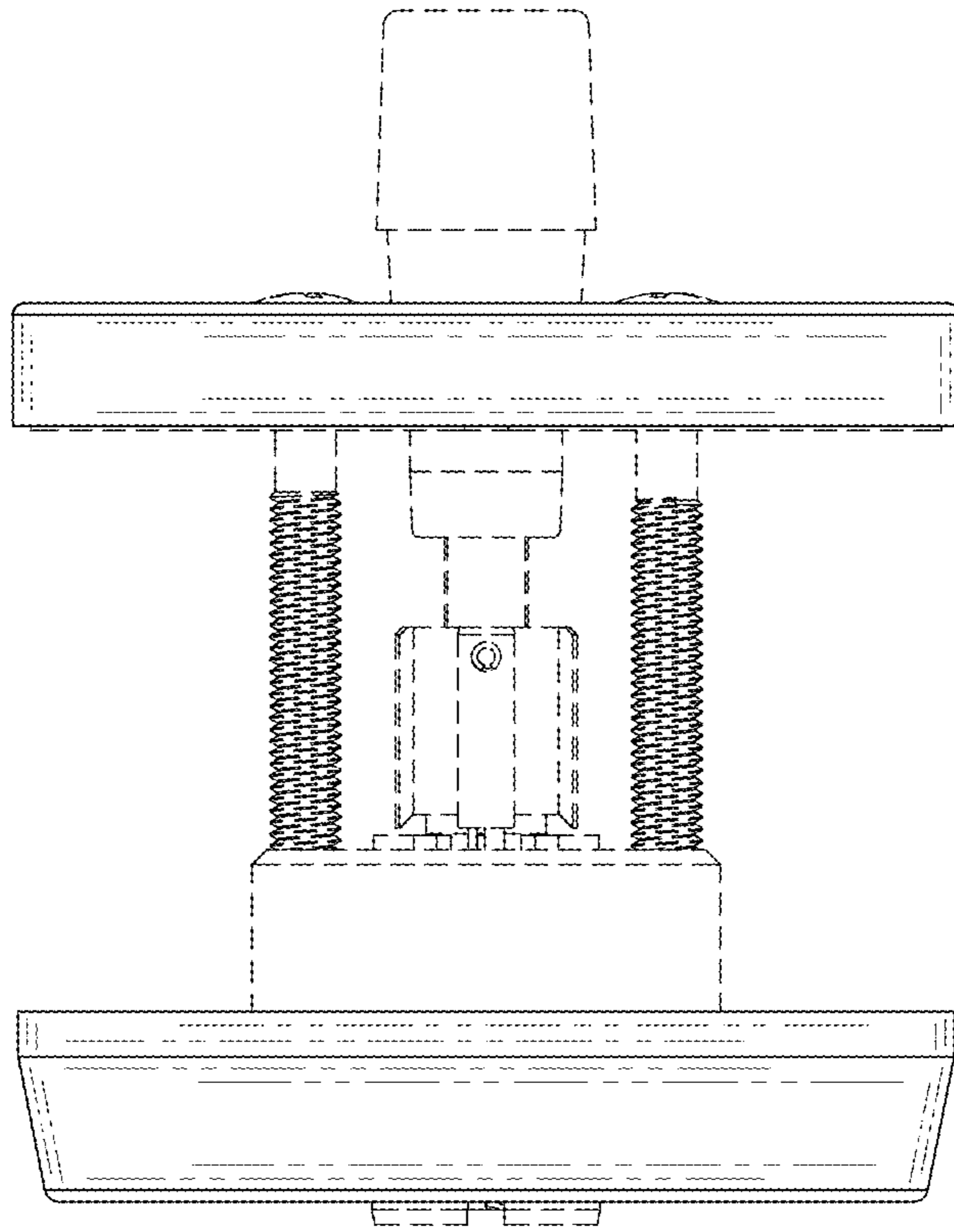


FIG.7

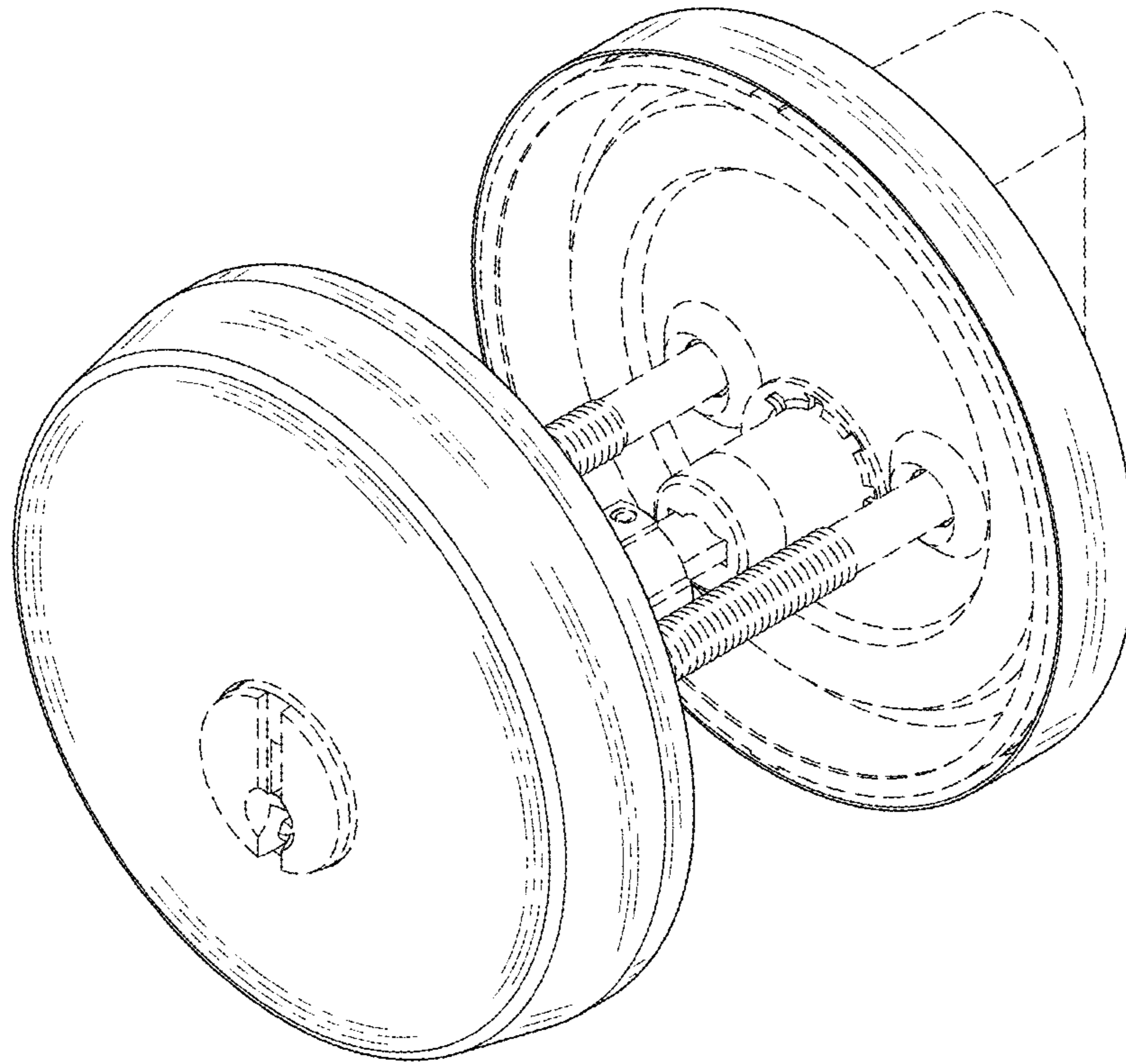


FIG.8