



US00D881659S

(12) **United States Design Patent** (10) **Patent No.:** **US D881,659 S**
O’Leary et al. (45) **Date of Patent:** **** Apr. 21, 2020**

- (54) **SALAD SPINNER**
- (71) Applicants: **Kevin O’Leary**, Brooklyn, NY (US);
Mark Prommel, Brooklyn, NY (US);
Marco Perry, Brooklyn, NY (US);
Curtis Barbre, Brooklyn, NY (US);
Mackenzie Mor, Brooklyn, NY (US);
Melissa Scagnelli, Jersey City, NJ (US)

D376,063 S * 12/1996 Bull D7/665
 D378,724 S * 4/1997 Young D7/360
 D402,165 S * 12/1998 Bull D7/665
 5,904,090 A * 5/1999 Lillelund F26B 5/08
 99/495
 D462,881 S * 9/2002 Mulhauser D7/665
 6,622,618 B1 * 9/2003 Glucksman A47J 43/24
 210/360.1

(Continued)

- (72) Inventors: **Kevin O’Leary**, Brooklyn, NY (US);
Mark Prommel, Brooklyn, NY (US);
Marco Perry, Brooklyn, NY (US);
Curtis Barbre, Brooklyn, NY (US);
Mackenzie Mor, Brooklyn, NY (US);
Melissa Scagnelli, Jersey City, NJ (US)

FOREIGN PATENT DOCUMENTS

EM 003534213-0039 * 12/2016

OTHER PUBLICATIONS

OXO® Small Salad Spinner. Online, published date unknown.
Retrieved on May 3, 2019 from URL: <https://www.crateandbarrel.com/oxo-mini-salad-spinner/s606480>.*

- (73) Assignee: **Helen of Troy Limited**, St. Michael (BB)

Primary Examiner — Susan Bennett Hattan
Assistant Examiner — Omeed Agilee

- (**) Term: **15 Years**
- (21) Appl. No.: **29/635,694**
- (22) Filed: **Feb. 1, 2018**

(74) *Attorney, Agent, or Firm* — Rankin, Hill & Clark LLP

Related U.S. Application Data

- (62) Division of application No. 29/595,001, filed on Feb. 24, 2017, now Pat. No. Des. 829,062.
- (51) **LOC (12) Cl.** **31-00**
- (52) **U.S. Cl.**
USPC **D7/665**
- (58) **Field of Classification Search**
USPC D7/400, 500, 538–549, 586, 587,
D7/601–603, 612, 615, 629–630, 665–668
CPC A47J 43/044; A47J 43/24; A47J 47/005;
F26B 5/08
See application file for complete search history.

(57) **CLAIM**

The ornamental design for a salad spinner, as shown, and described.

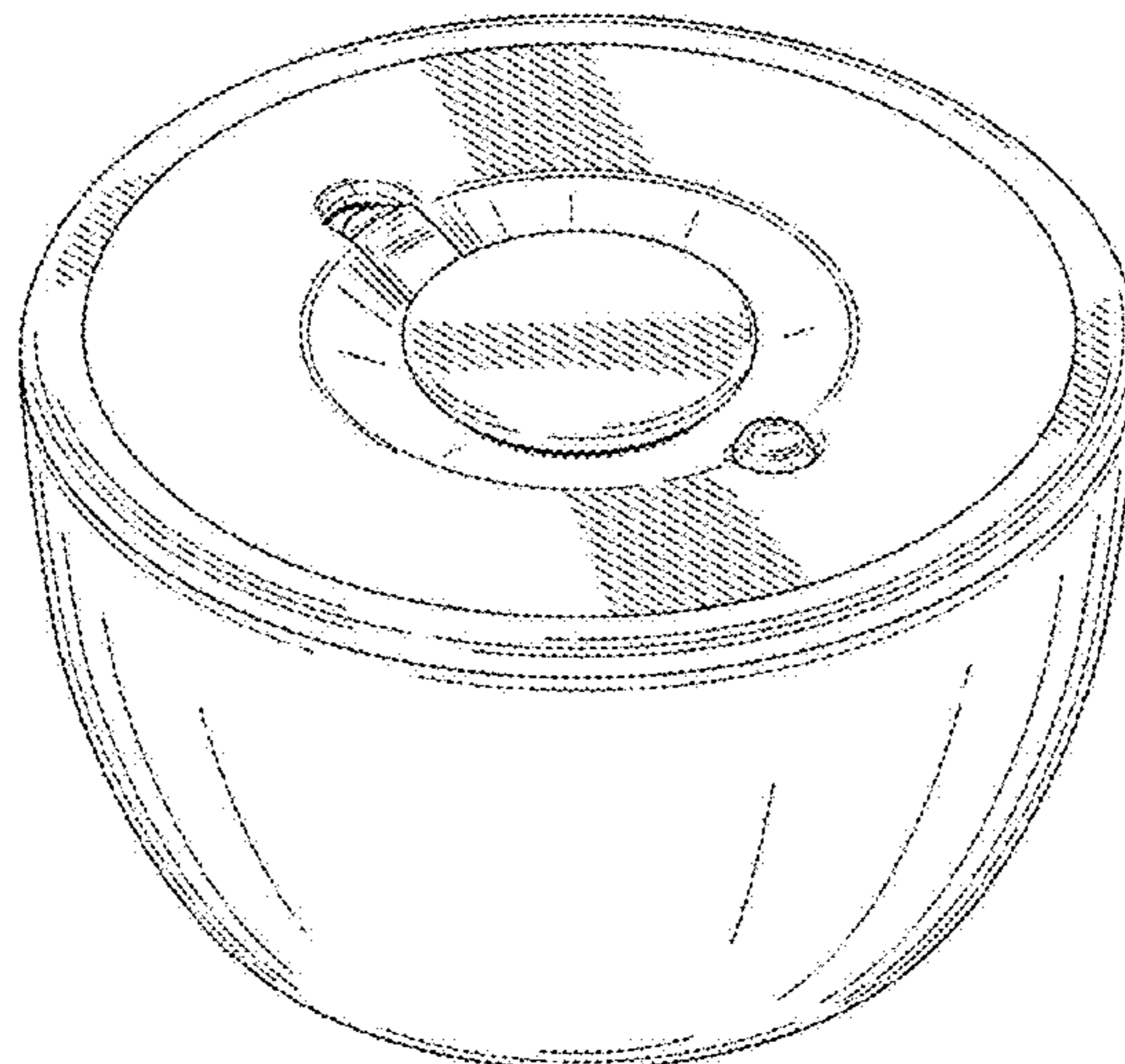
DESCRIPTION

FIG. 1 is a perspective view of a salad spinner; FIG. 2 is a left side elevational view thereof; FIG. 3 is a right side elevational view thereof; FIG. 4 is a front elevational view thereof; FIG. 5 is a top view thereof; FIG. 6 is a bottom view thereof; and, FIG. 7 is an exploded perspective view thereof. The broken line shown in FIG. 6 and the broken line in FIG. 7 on the top of the bottom component depict the boundaries of the claim and form no part thereof. The other broken lines in the drawings depict environmental subject matter and form no part of the claimed design.

- (56) **References Cited**
U.S. PATENT DOCUMENTS

D328,551 S * 8/1992 Kong D7/665
 D355,100 S * 2/1995 Goodman D7/624.1

1 Claim, 7 Drawing Sheets



(56)

References Cited

U.S. PATENT DOCUMENTS

D506,903	S *	7/2005	Lee	D7/665
D530,989	S *	10/2006	Mellen	D7/665
D538,604	S *	3/2007	de Groote	D7/665
D672,211	S *	12/2012	Nie	D7/665
D682,048	S *	5/2013	Perry	D7/665
D753,962	S *	4/2016	Cornu	D7/665
D794,393	S *	8/2017	Karussi	D7/538
9,756,983	B2 *	9/2017	Myoung	A47J 43/044
10,016,095	B2 *	7/2018	Hauser	A47J 43/24
D826,009	S *	8/2018	Feng	D7/665
D829,062	S *	9/2018	O'Leary	D7/665
2007/0137504	A1 *	6/2007	Wan	A47J 43/24 99/495
2010/0139503	A1 *	6/2010	Curtin	A47J 43/24 99/501

* cited by examiner

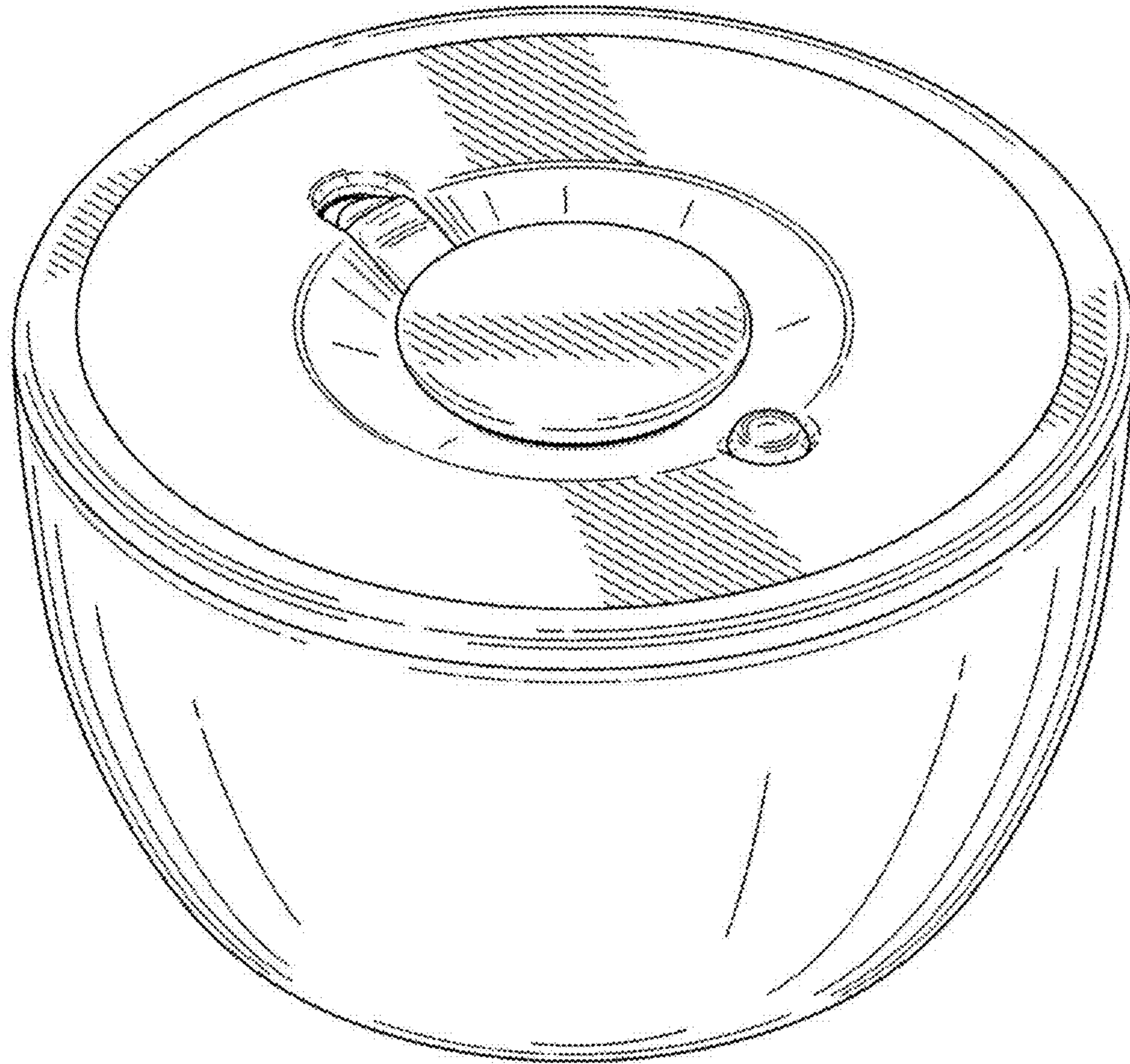


FIG. 1

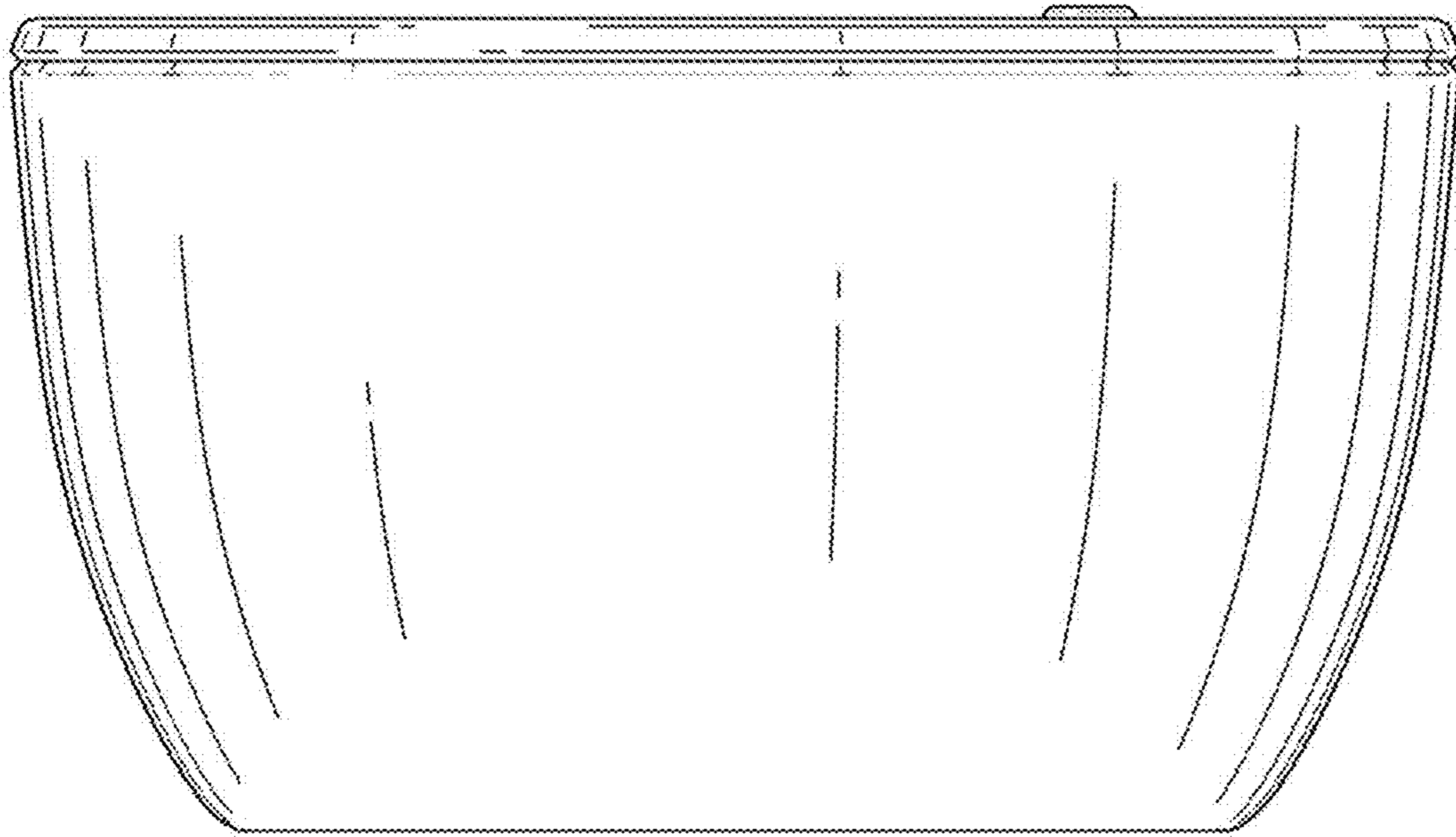


FIG. 2

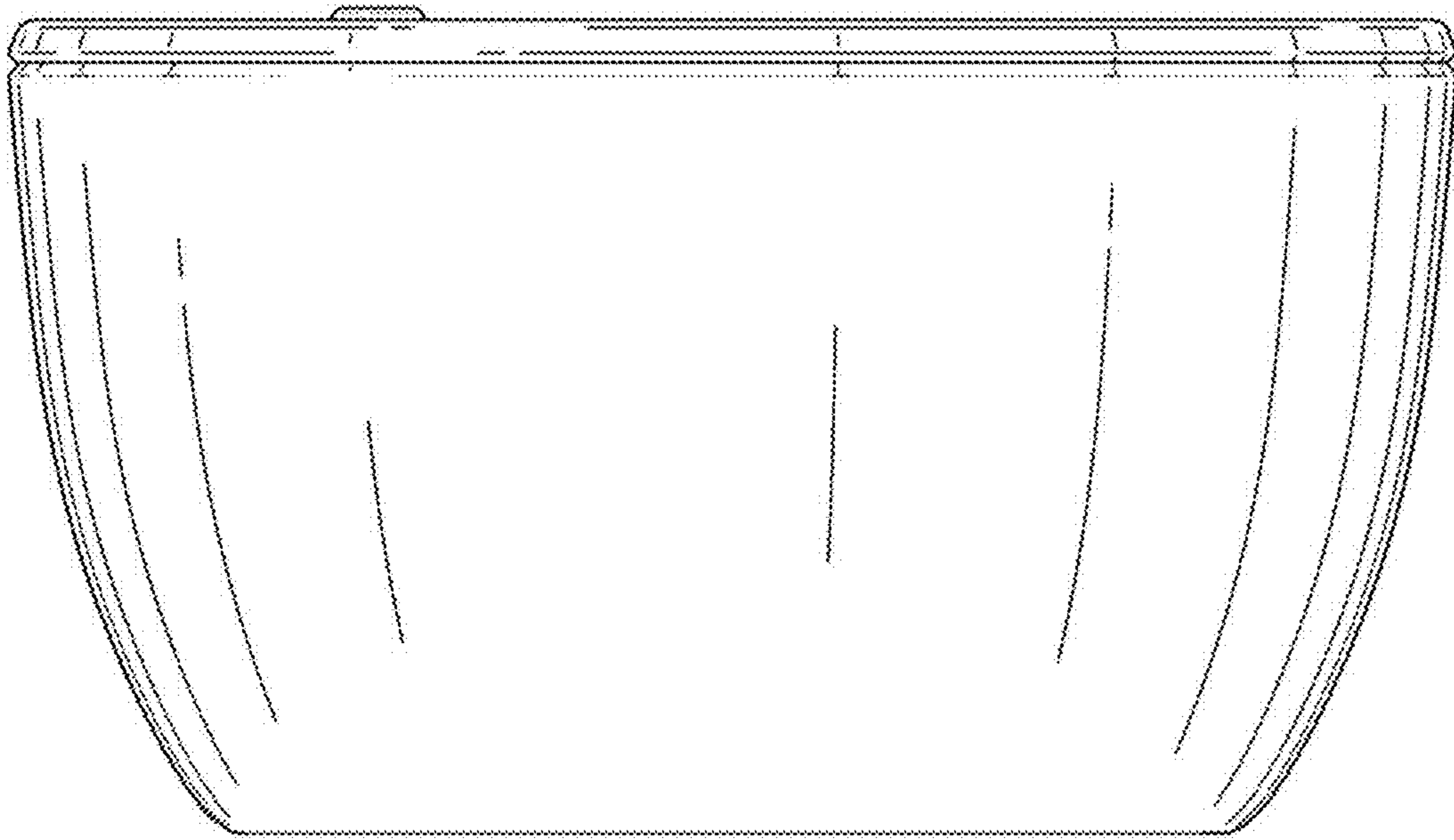


FIG. 3

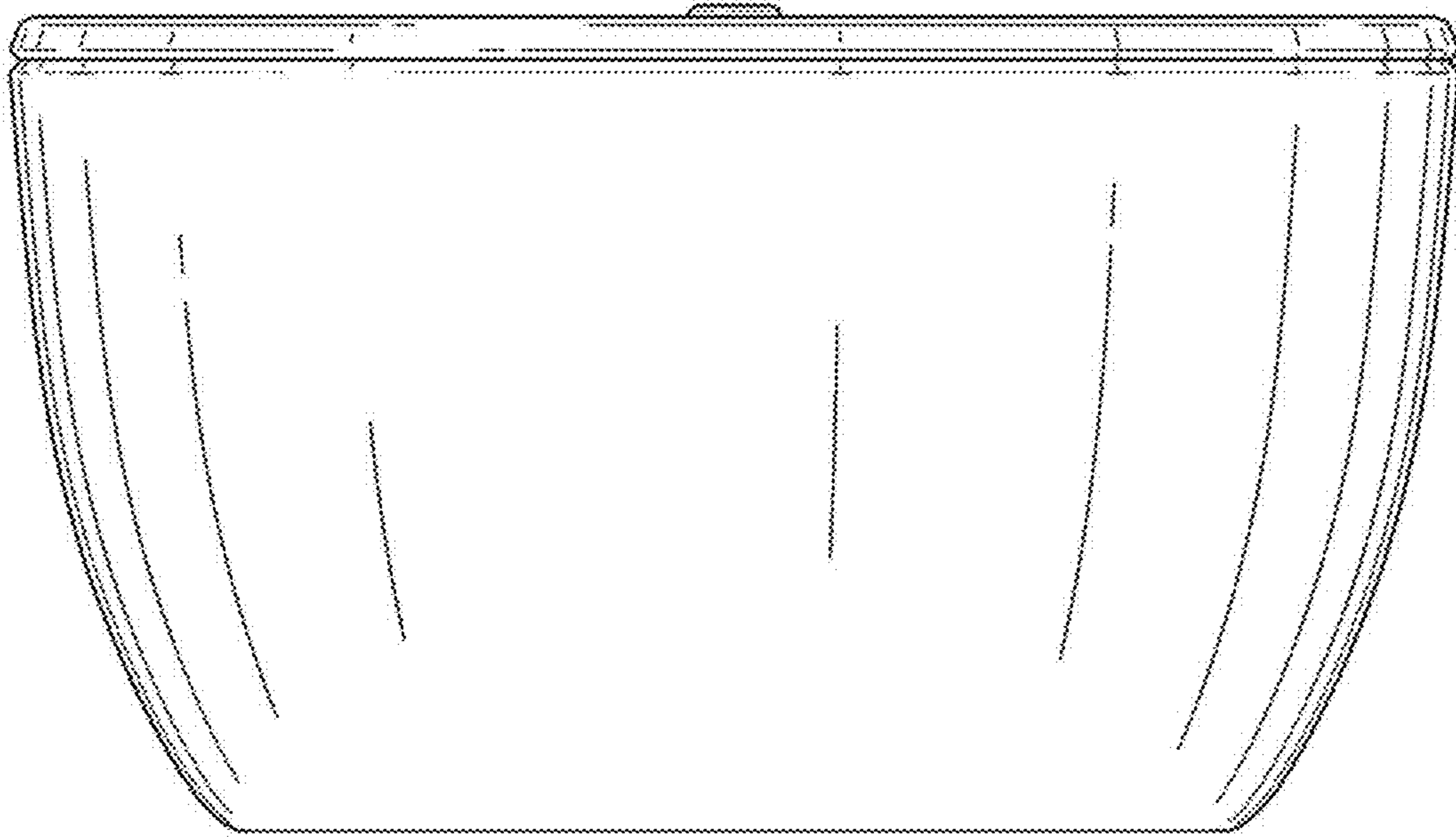


FIG. 4

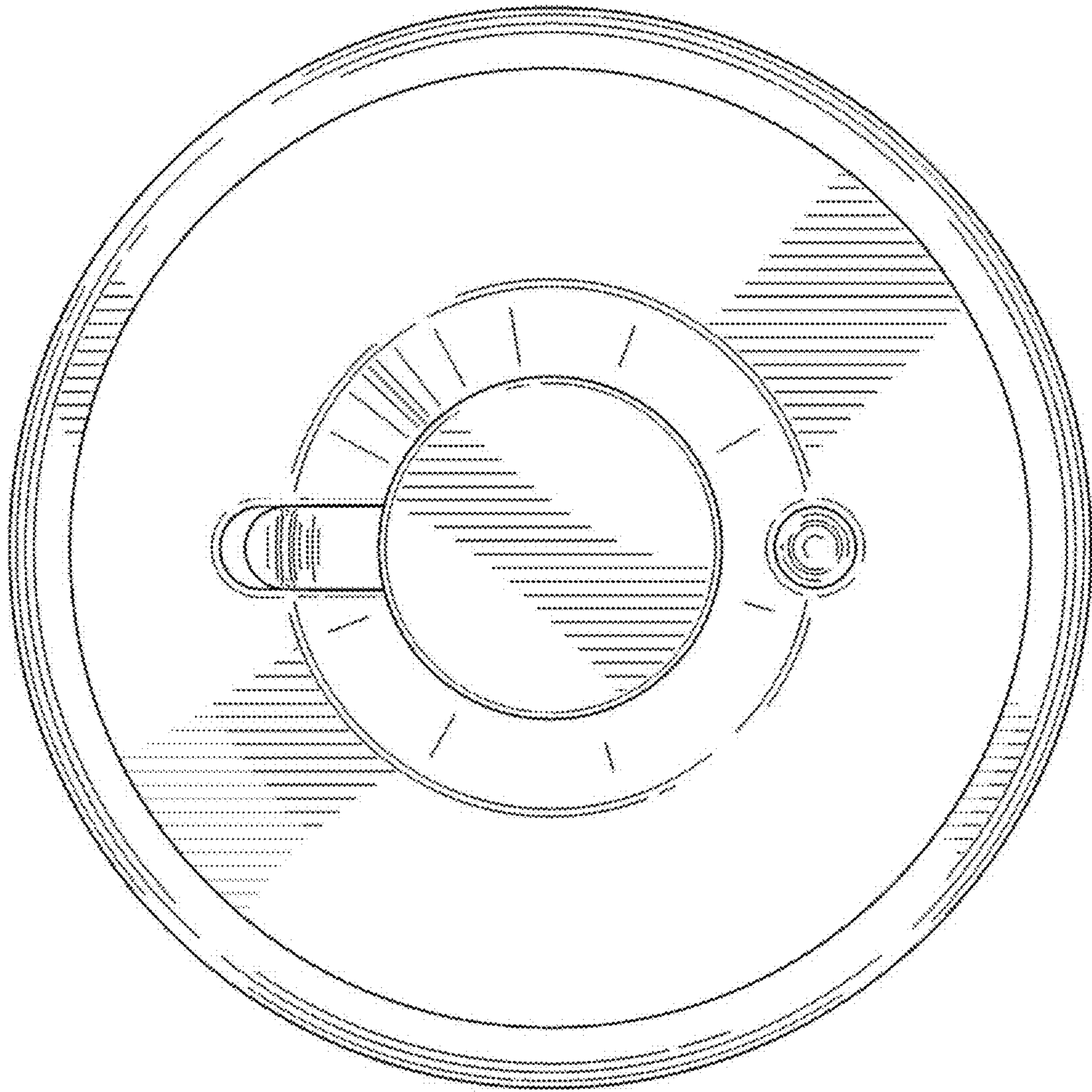


FIG. 5




FIG. 6

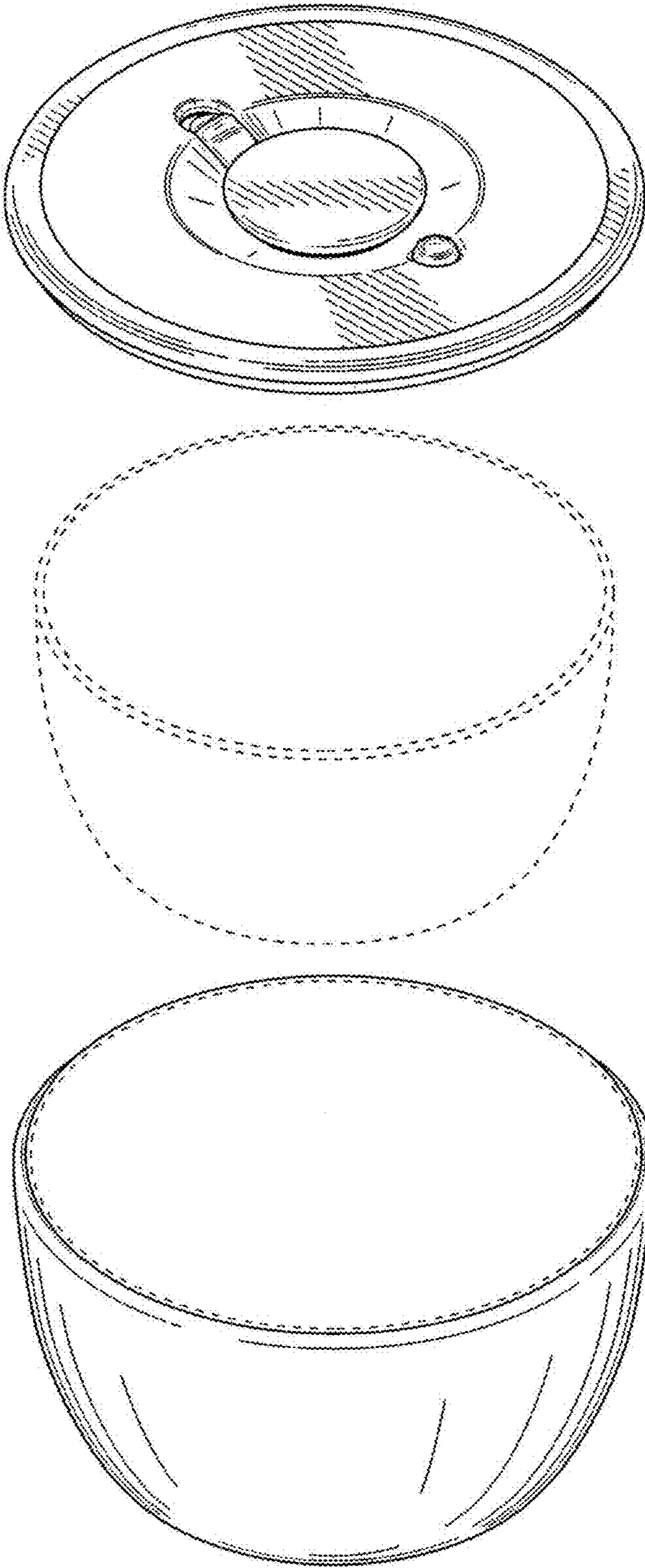


FIG. 7