



US00D881654S

(12) **United States Design Patent**
Willich

(10) **Patent No.:** **US D881,654 S**

(45) **Date of Patent:** **** Apr. 21, 2020**

(54) **REUSABLE FLEXIBLE SANDWICH
HOLDER**

(71) Applicant: **Daniel Francis Willich**, Greensboro,
NC (US)

(72) Inventor: **Daniel Francis Willich**, Greensboro,
NC (US)

(**) Term: **15 Years**

(21) Appl. No.: **29/683,596**

(22) Filed: **Mar. 14, 2019**

(51) **LOC (12) Cl.** **07-07**

(52) **U.S. Cl.**
USPC **D7/602**

(58) **Field of Classification Search**
USPC D7/601, 602; D9/430; 426/85
CPC A47G 19/02; A47G 19/025
See application file for complete search history.

(56) **References Cited**

U.S. PATENT DOCUMENTS

2,117,738	A *	5/1938	Metzger	B65D 35/00 383/209
2,145,481	A	1/1939	Harvey	229/21
2,892,717	A	6/1959	Lynn	99/88
3,446,416	A	5/1969	Epstein	229/31
3,799,914	A *	3/1974	Schmit et al.	B65D 75/008 426/85
4,925,032	A	5/1990	Liles	206/564
4,936,479	A	6/1990	Levy et al.	220/4
D319,780	S *	9/1991	Laaki	D9/707
5,421,508	A	6/1995	Beales	229/107
5,499,763	A *	3/1996	DeMars	A47G 19/02 229/114
5,758,473	A *	6/1998	Patelli	B65B 9/20 222/541.6
6,245,367	B1 *	6/2001	Galomb	B65D 51/247 206/541

D464,258	S *	10/2002	Edwards	D9/708
D482,614	S *	11/2003	Countee, Jr.	D7/705
D524,112	S	7/2006	Cogley	D7/601
D535,568	S *	1/2007	Hunter	D9/703
D541,171	S *	4/2007	Delmotte	D9/709
D567,592	S *	4/2008	Fite, IV	D7/566
D580,779	S *	11/2008	Hartwell	D9/705
7,503,696	B2 *	3/2009	Ha	B65D 33/007 24/30.5 R
D625,613	S *	10/2010	Cowan-Hughes	D9/703
D668,118	S *	10/2012	Hayes	D7/602
D672,202	S *	12/2012	Craft	D7/586
D684,867	S *	6/2013	English	D9/707
D684,868	S *	6/2013	Kessler, Jr.	D9/707
8,479,972	B2 *	7/2013	Craft	B65D 5/029 229/101
D689,370	S *	9/2013	Bower	D9/707
D742,246	S *	11/2015	Tan	D9/707

(Continued)

Primary Examiner — Cynthia R Underwood

(74) *Attorney, Agent, or Firm* — MacCord Mason PLLC


(57) **CLAIM**

The ornamental design for a reusable flexible sandwich holder, as shown and described.

DESCRIPTION

FIG. 1 is a perspective view of a reusable flexible sandwich holder showing my new design;
FIG. 2 is a front view thereof;
FIG. 3 is a back view thereof;
FIG. 4 is a left side view thereof;
FIG. 5 is a right side view thereof;
FIG. 6 is a top view thereof;
FIG. 7 is a bottom view thereof; and,
FIG. 8 is an alternate side perspective view thereof, showing the reusable flexible sandwich holder in use.
The broken lines shown in the drawings depict environment and portions of the reusable flexible sandwich holder that form no part of the claimed design.

1 Claim, 4 Drawing Sheets



(56)

References Cited

U.S. PATENT DOCUMENTS

D755,017	S	*	5/2016	Piechocinski	D7/554.2
D813,684	S	*	3/2018	Williams, Jr.	D9/703
D826,063	S	*	8/2018	Kwon	D9/643
D842,122	S	*	3/2019	Song	D9/707
D854,325	S	*	7/2019	Myerson	D3/304
D873,083	S	*	1/2020	Finell	D7/602
D873,084	S	*	1/2020	Finell	D7/602
2003/0066870	A1	*	4/2003	Stewart	B65D 3/14 229/125.09

* cited by examiner

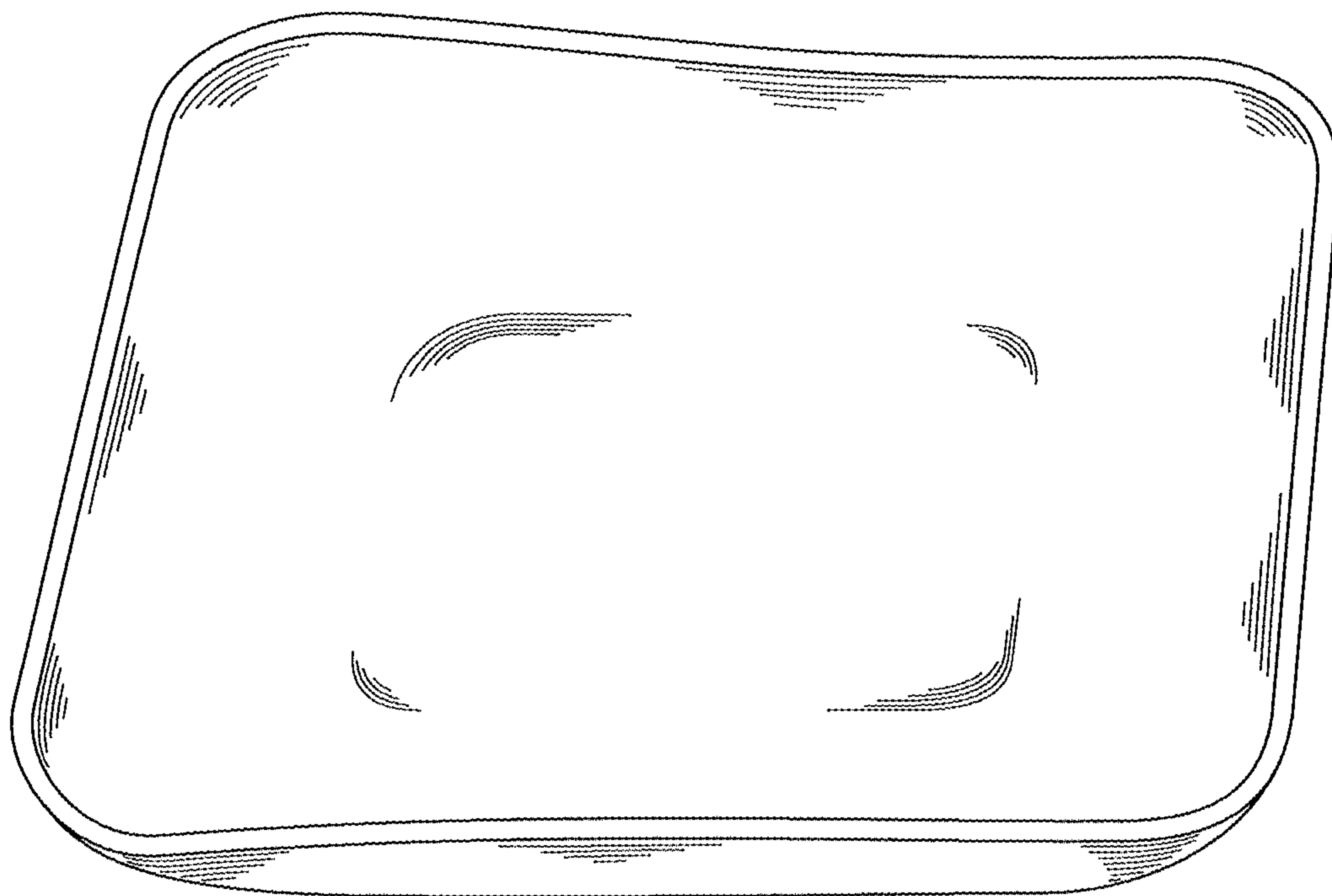


FIG. 1

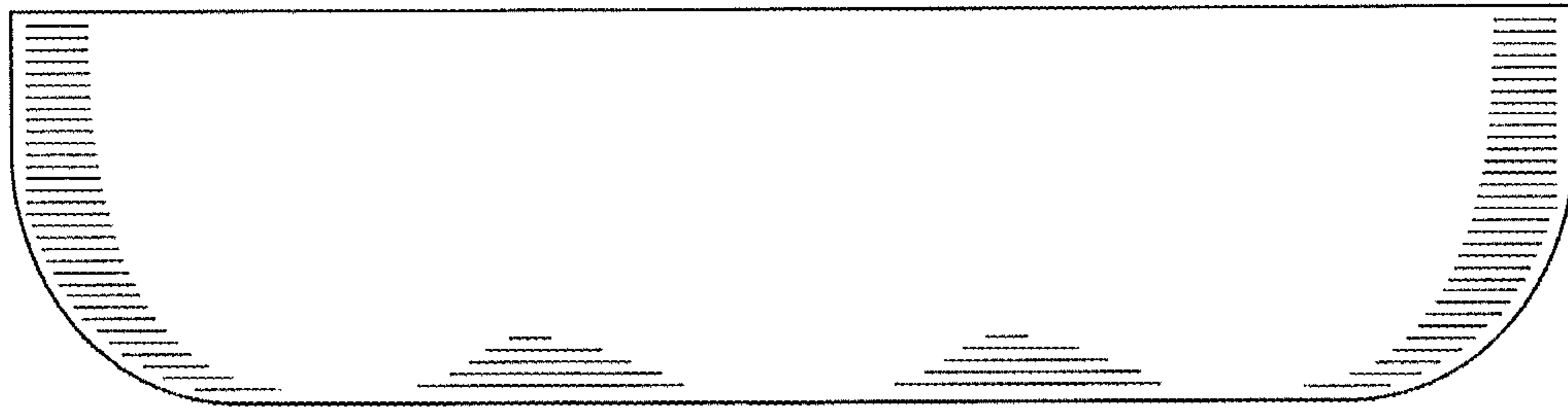


FIG. 2

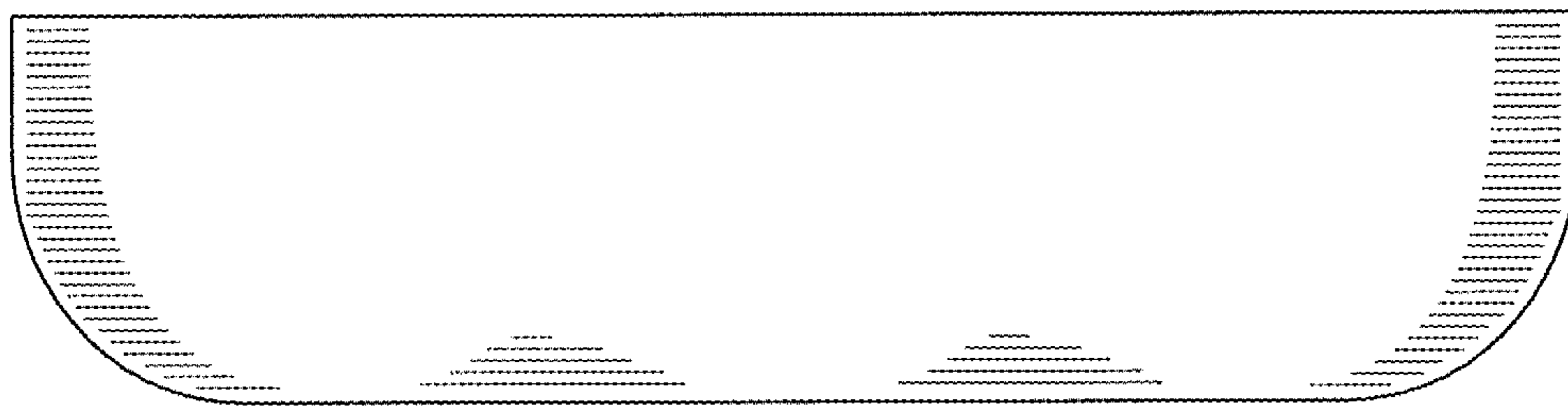


FIG. 3




FIG. 4

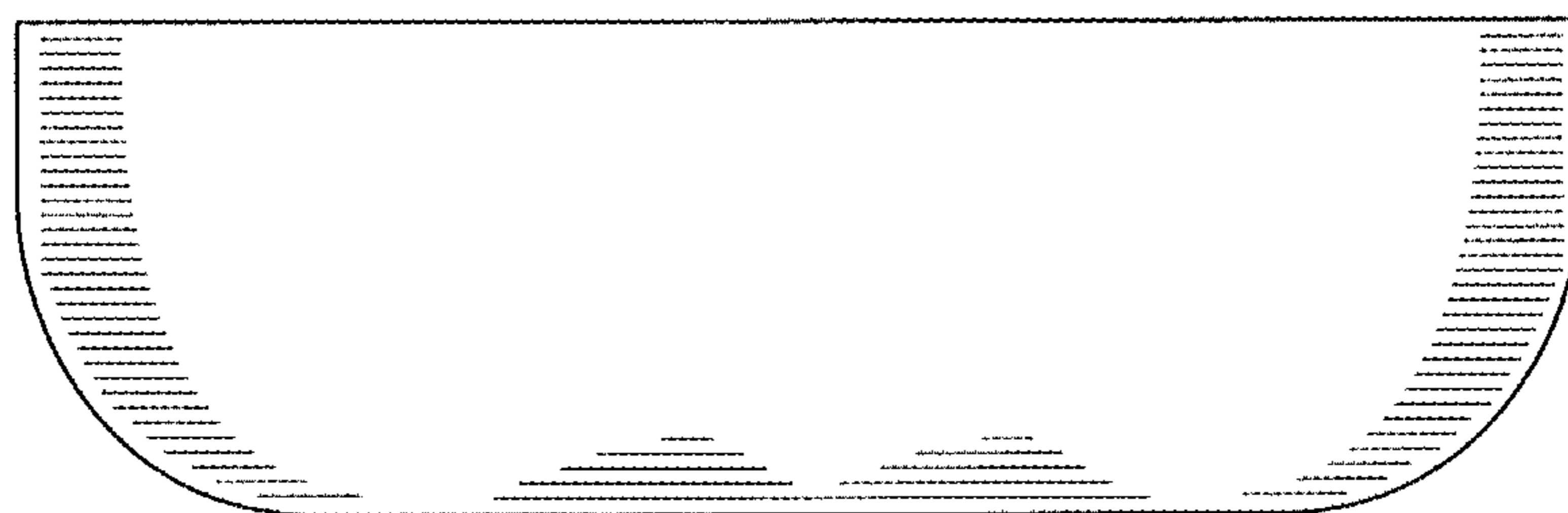


FIG. 5




FIG. 6

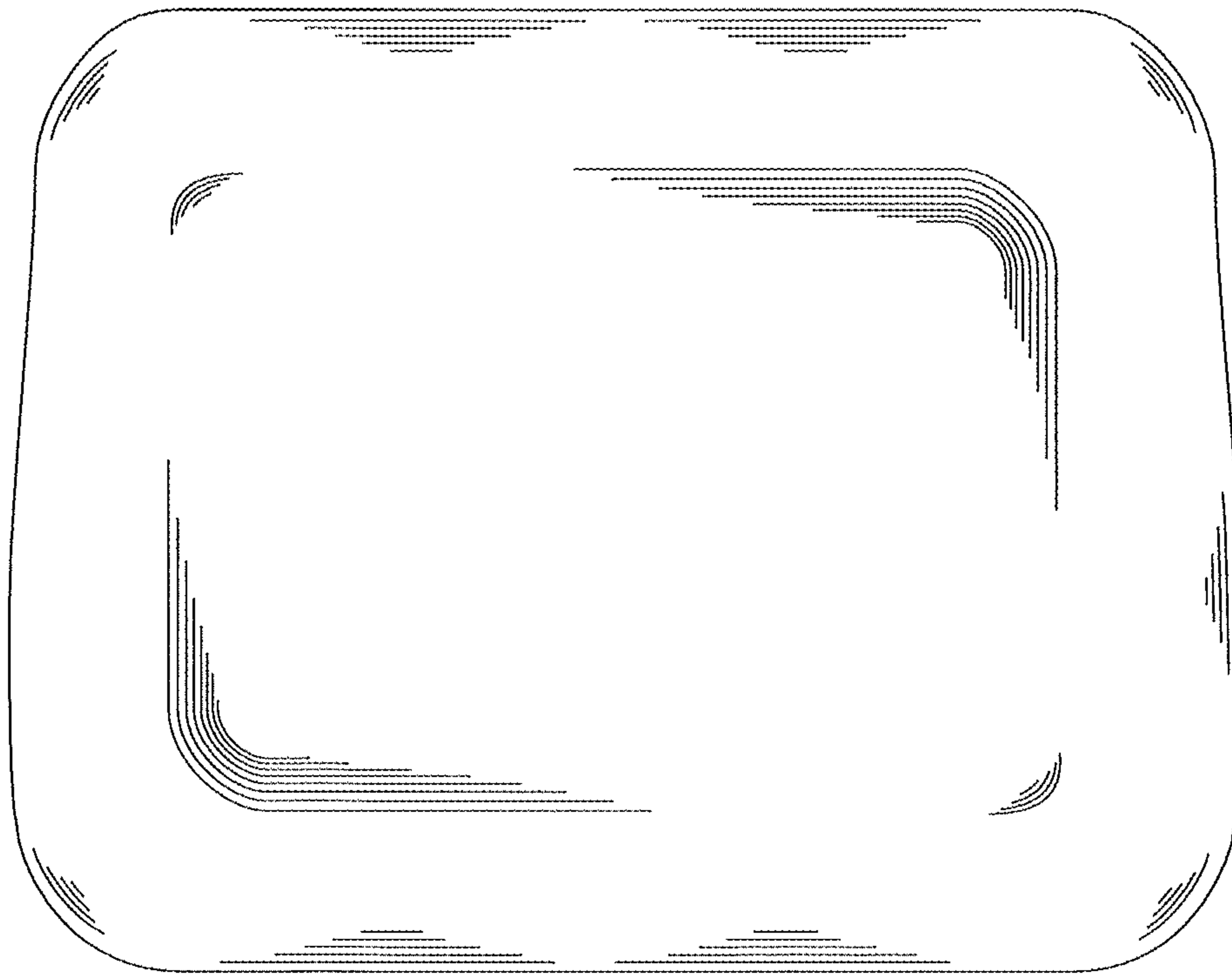


FIG. 7

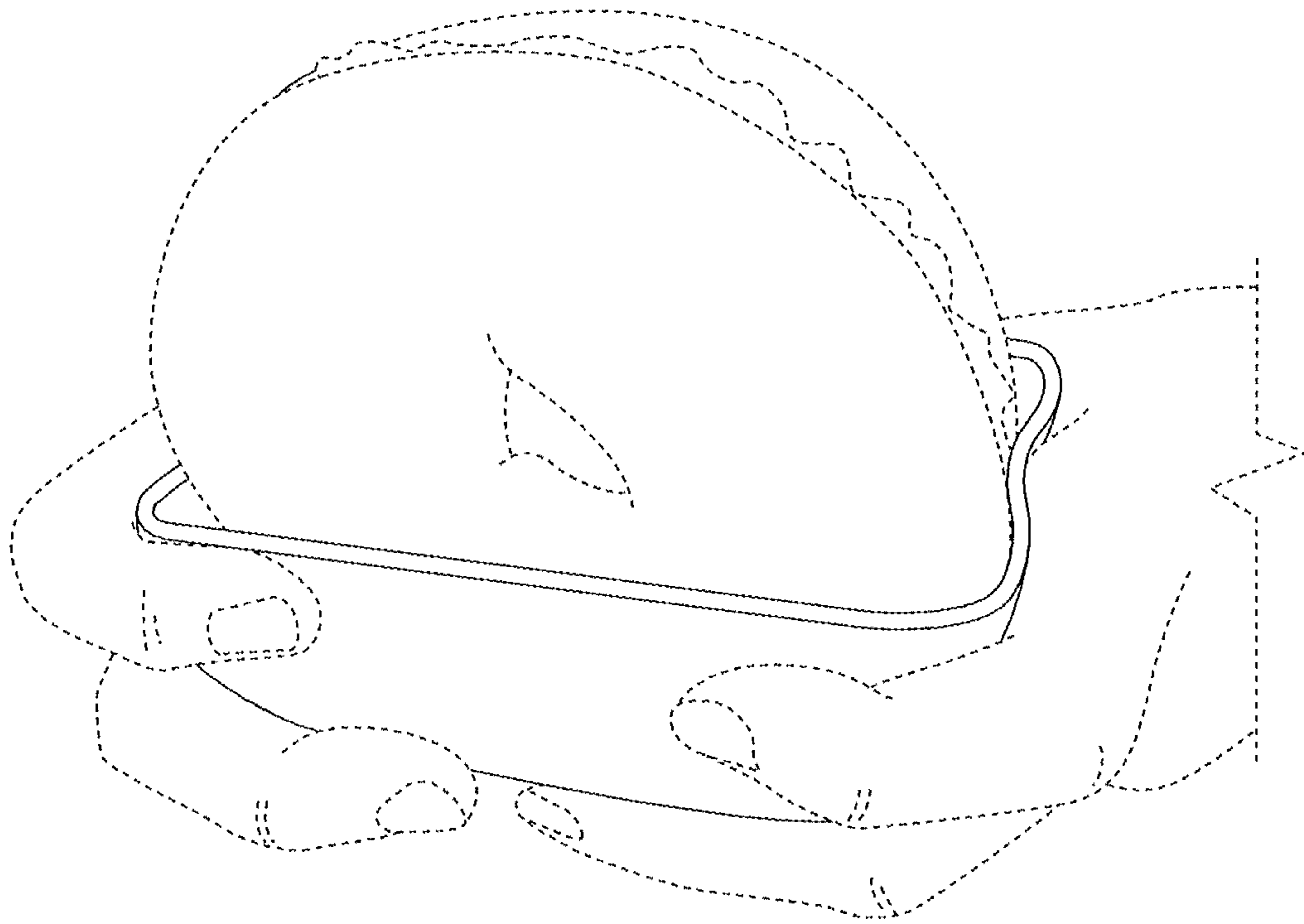


FIG. 8