



US00D881645S

(12) **United States Design Patent**  
**Ferrell**

(10) **Patent No.:** **US D881,645 S**

(45) **Date of Patent:** **\*\* Apr. 21, 2020**

- (54) **UTENSIL**
- (71) Applicant: **Lindsey Ferrell**, Lakeland, TN (US)
- (72) Inventor: **Lindsey Ferrell**, Lakeland, TN (US)
- (\*\*) Term: **15 Years**
- (21) Appl. No.: **29/668,876**
- (22) Filed: **Nov. 2, 2018**
- (51) **LOC (12) Cl.** ..... **07-03**
- (52) **U.S. Cl.**  
USPC ..... **D7/401.2; D7/653**
- (58) **Field of Classification Search**  
USPC ..... D7/368, 393, 401.2, 642-645, 653-664,  
D7/669, 675-677, 683, 688-689, 691;  
D8/107, 300-301; D19/137, 181, 194;  
D22/117-118  
CPC ... A01D 9/02; A01D 9/04; A01D 9/06; A47G  
21/00; A47G 21/004; A47G 21/005;  
A47G 21/02; A47G 21/023; A47G 21/04;  
A47G 21/06; A47G 21/08; A47J 43/28;  
A47J 43/281; A47J 43/282; A61F 13/10;  
A61J 7/0023; B25G 1/00; B25G 1/01;  
B25G 1/02; B25G 3/00; B65D 75/56;  
B65D 75/563; B65D 75/566; B67B 7/00;  
B67B 7/724; B67B 7/73  
See application file for complete search history.

D295,421 S *	4/1988	Young	.....	401/209
D417,122 S *	11/1999	Jagger	.....	D7/401.2
D438,056 S *	2/2001	Lai	.....	D7/401.2
6,408,524 B1 *	6/2002	Lai	.....	A47G 21/02 16/422
D476,862 S *	7/2003	Jagger	.....	D7/645
D564,288 S *	3/2008	Collins	.....	D7/393
D596,235 S *	7/2009	Tsai	.....	D19/194
D690,993 S *	10/2013	Im	.....	D7/401.2
D852,579 S *	7/2019	Greenwald	.....	D7/401.2

\* cited by examiner

*Primary Examiner* — Ricky Pham

(74) *Attorney, Agent, or Firm* — Baker Donelson

(56) **References Cited**  
U.S. PATENT DOCUMENTS

D15,048 S *	6/1884	Dominick	.....	D7/653
D186,924 S *	12/1959	Lakatosh	.....	D19/137

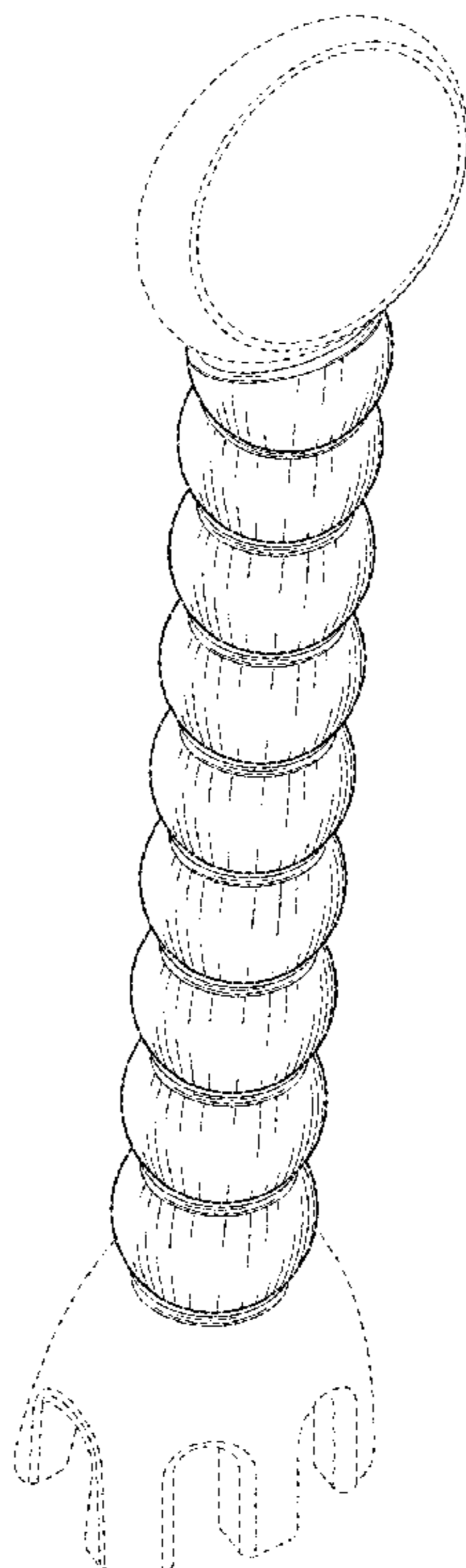
(57) **CLAIM**

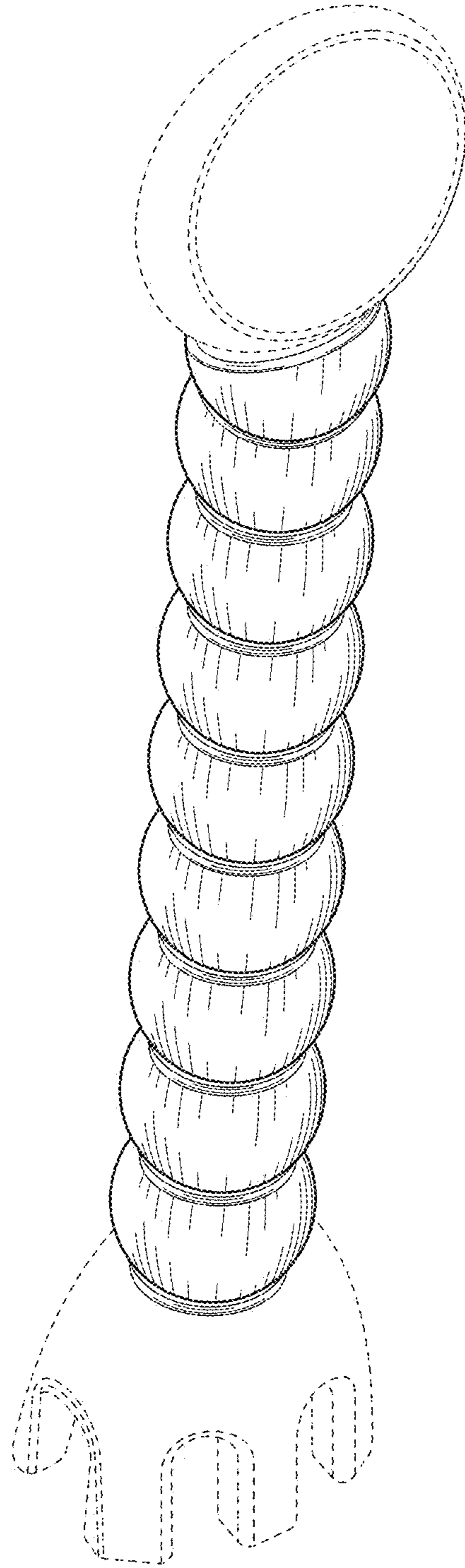
The ornamental design for a utensil, as shown and described.

**DESCRIPTION**

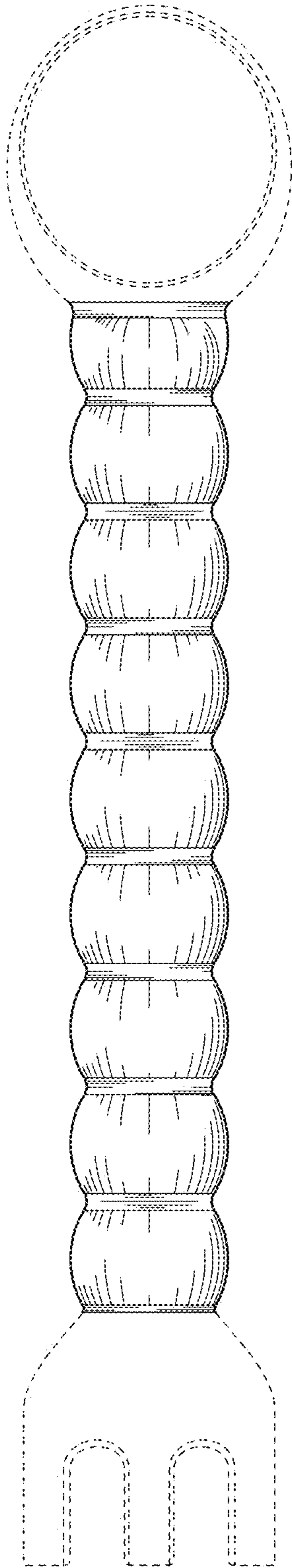
FIG. 1 is a perspective view of a utensil showing the new design;  
 FIG. 2 is a front view thereof;  
 FIG. 3 is a rear view thereof;  
 FIG. 4 is a left side view thereof;  
 FIG. 5 is a right side view thereof;  
 FIG. 6 is a top view thereof; and,  
 FIG. 7 is a bottom view thereof.  
 The broken lines shown in the drawings are for illustrative purposes only and form no part of the claimed design.

**1 Claim, 4 Drawing Sheets**

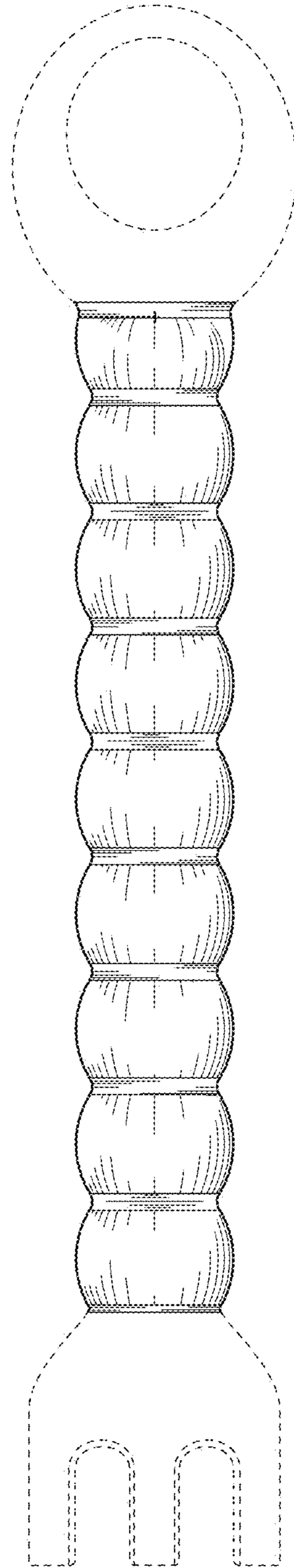




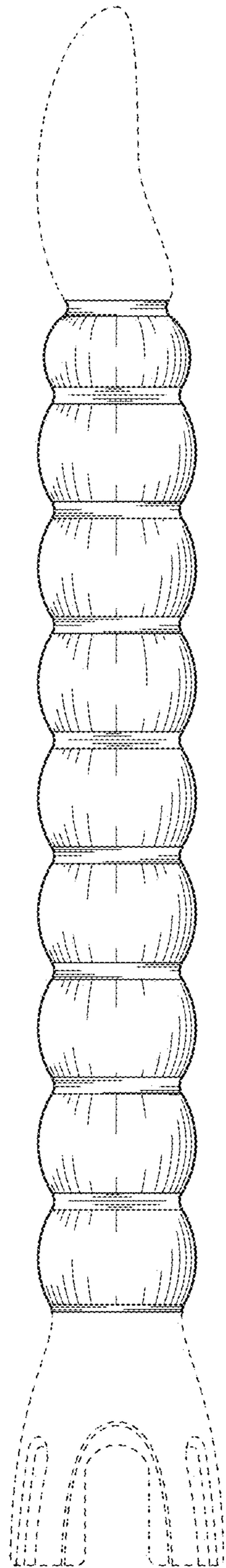
**FIG. 1**



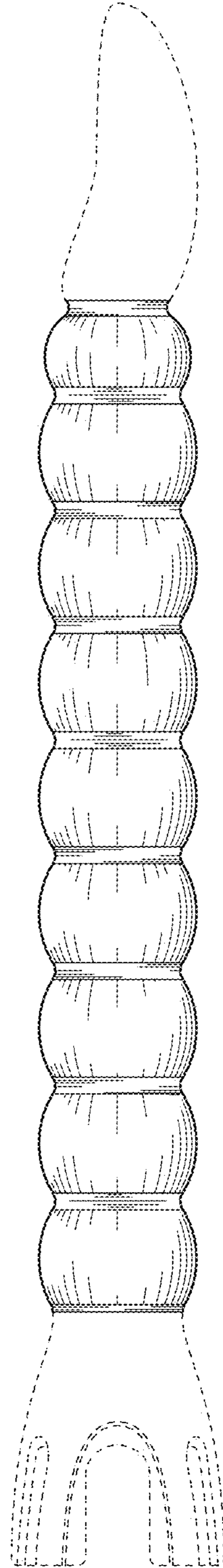
**FIG. 2**



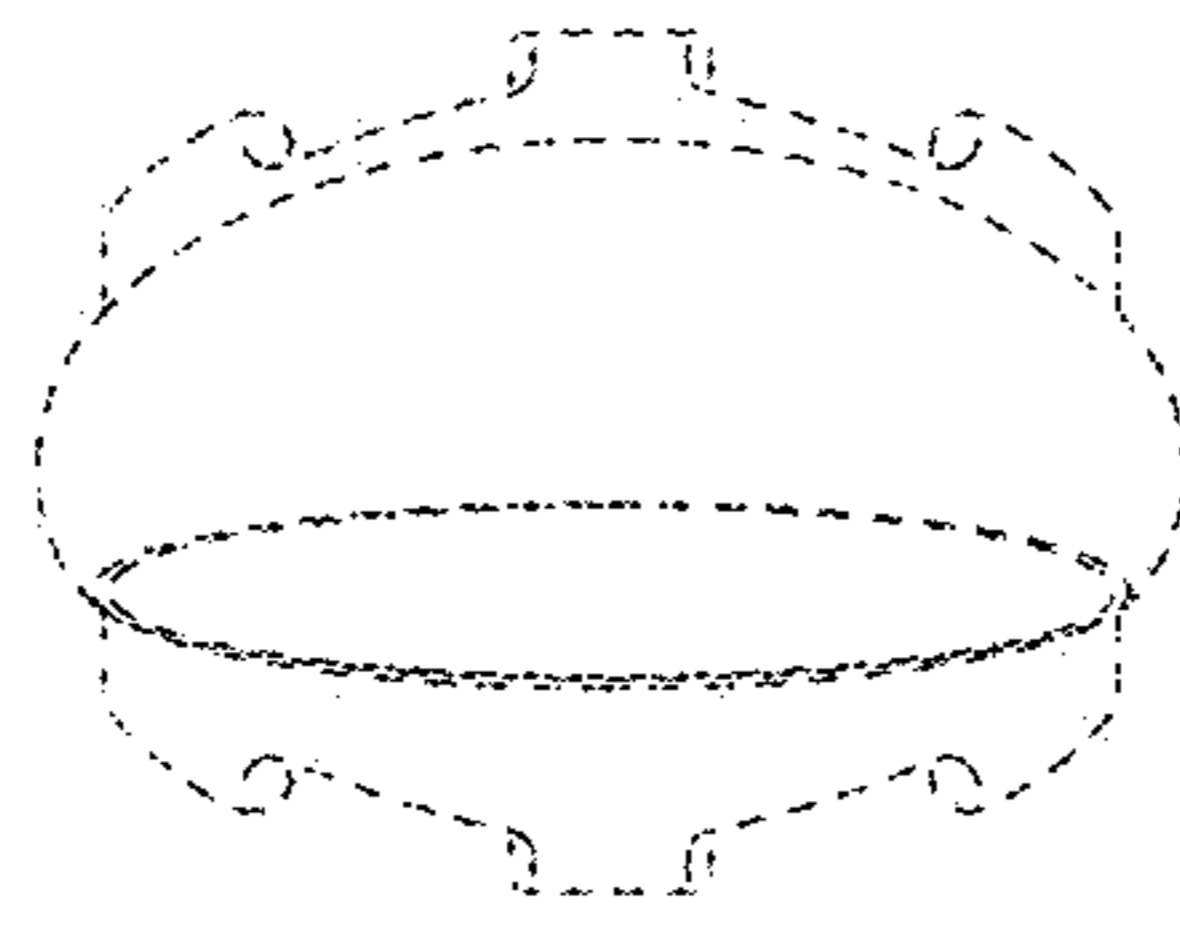
**FIG. 3**



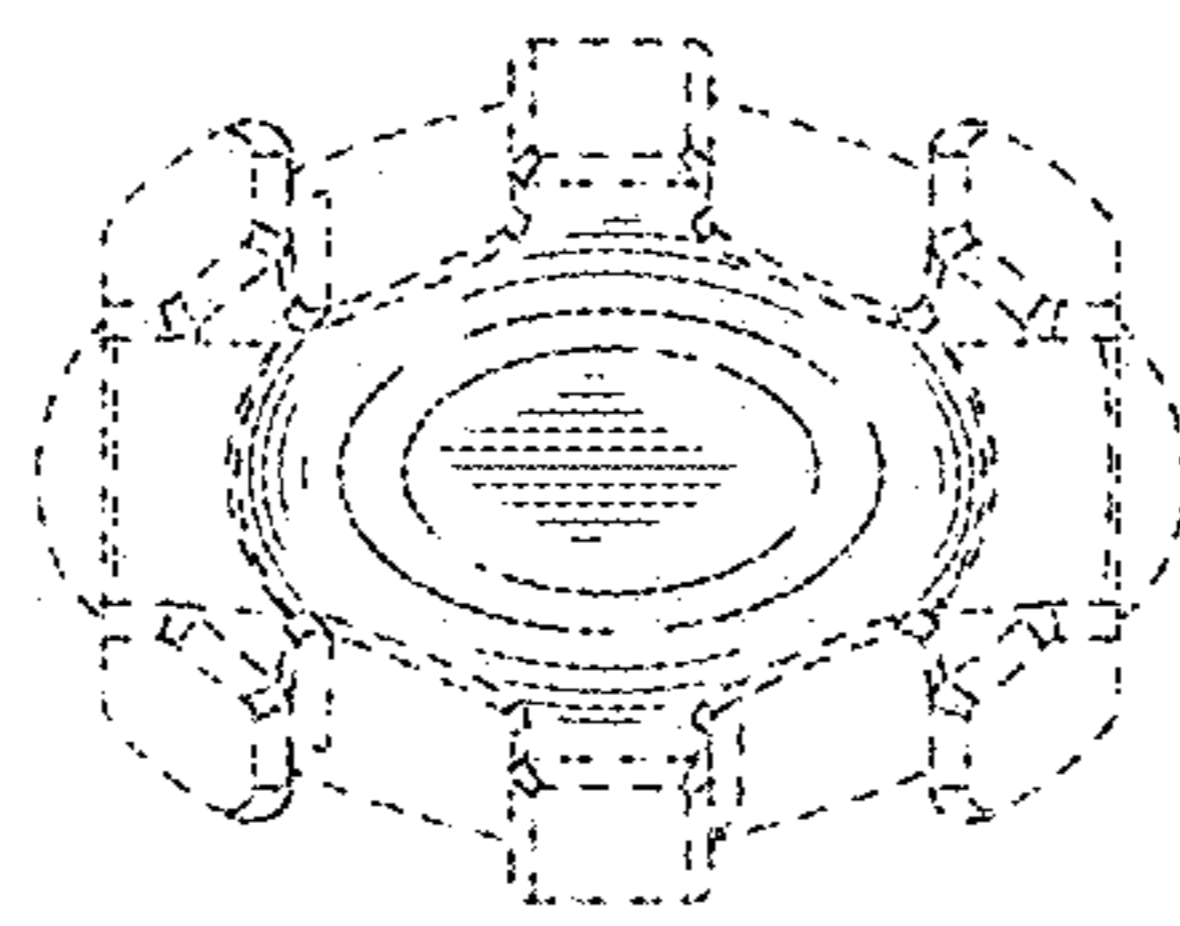
**FIG. 4**



**FIG. 5**



**FIG. 6**



**FIG. 7**