



US00D881612S

(12) **United States Design Patent** (10) **Patent No.:** **US D881,612 S**
Leng (45) **Date of Patent:** **** Apr. 21, 2020**

(54) **CABINET**

H02B 1/013; H02B 1/013014; H02B 1/013308; Y10T 428/4694

(71) Applicant: **NEW-TEC INTEGRATION (XIAMEN) CO., LTD.**, Xiamen, Fujian (CN)

See application file for complete search history.

(72) Inventor: **Luhao Leng**, Fujian (CN)

(56) **References Cited**

(73) Assignee: **New-Tec Integration (Xiamen) Co., Ltd.**, Xiamen, Fujian (CN)

U.S. PATENT DOCUMENTS

D432,818 S * 10/2000 Hutton D6/671.1
D444,626 S * 7/2001 Anderson D3/273
D477,474 S * 7/2003 Milligan D6/671.1

(Continued)

(**) Term: **15 Years**

FOREIGN PATENT DOCUMENTS

(21) Appl. No.: **29/639,903**

WO WO-2008089598 A1 * 7/2008 A47B 47/042

(22) Filed: **Mar. 9, 2018**

OTHER PUBLICATIONS

(30) **Foreign Application Priority Data**

Sep. 29, 2017 (CN) 2017 3 0470872

“Mel Water Hyacinth Storage Trunk” Dec. 2, 2014, wayfair.com, site visited Nov. 26, 2019 <<https://www.wayfair.com/furniture/pdp/beachcrest-home-mel-water-hyacinth-storage-trunk-bcmh4803.html>> (Year: 2014).*

(51) **LOC (12) Cl.** **06-04**

(52) **U.S. Cl.**
USPC **D6/663**

(58) **Field of Classification Search**
USPC D6/574, 657, 659, 660, 661, 662, 662.1, D6/663, 671, 671.1–671.4, 672, 675, D6/675.1, 675.2, 675.5, 678, 678.1, D6/678.4, 679, 680.2, 683, 683.1, 703, D6/705.5

Primary Examiner — Kevin K Rudzinski
Assistant Examiner — Paul D Bohannon
(74) *Attorney, Agent, or Firm* — Cooper Legal Group, LLC

CPC A47B 43/00; A47B 46/00; A47B 47/04; A47B 47/05; A47B 47/024; A47B 47/042; A47B 49/006; A47B 67/04; A47B 81/002; A47B 87/00; A47B 87/002; A47B 87/008; A47B 87/0215; A47B 88/00; A47B 88/48; A47B 88/57; A47B 88/75; A47B 88/90; A47B 88/427; A47B 88/941; A47B 96/02; A47B 96/022; A47B 2210/19; A24F 25/02; A47F 3/0413; A47F 5/116; A47F 5/0018; A47F 7/02; A47F 9/00; B22F 3/1055; A01K 15/025; A47K 3/281; E05B 17/2034; E05B 65/463; E06B 3/7001; F25D 21/14; F25D 23/069; F25D 2400/10; G09B 25/00;

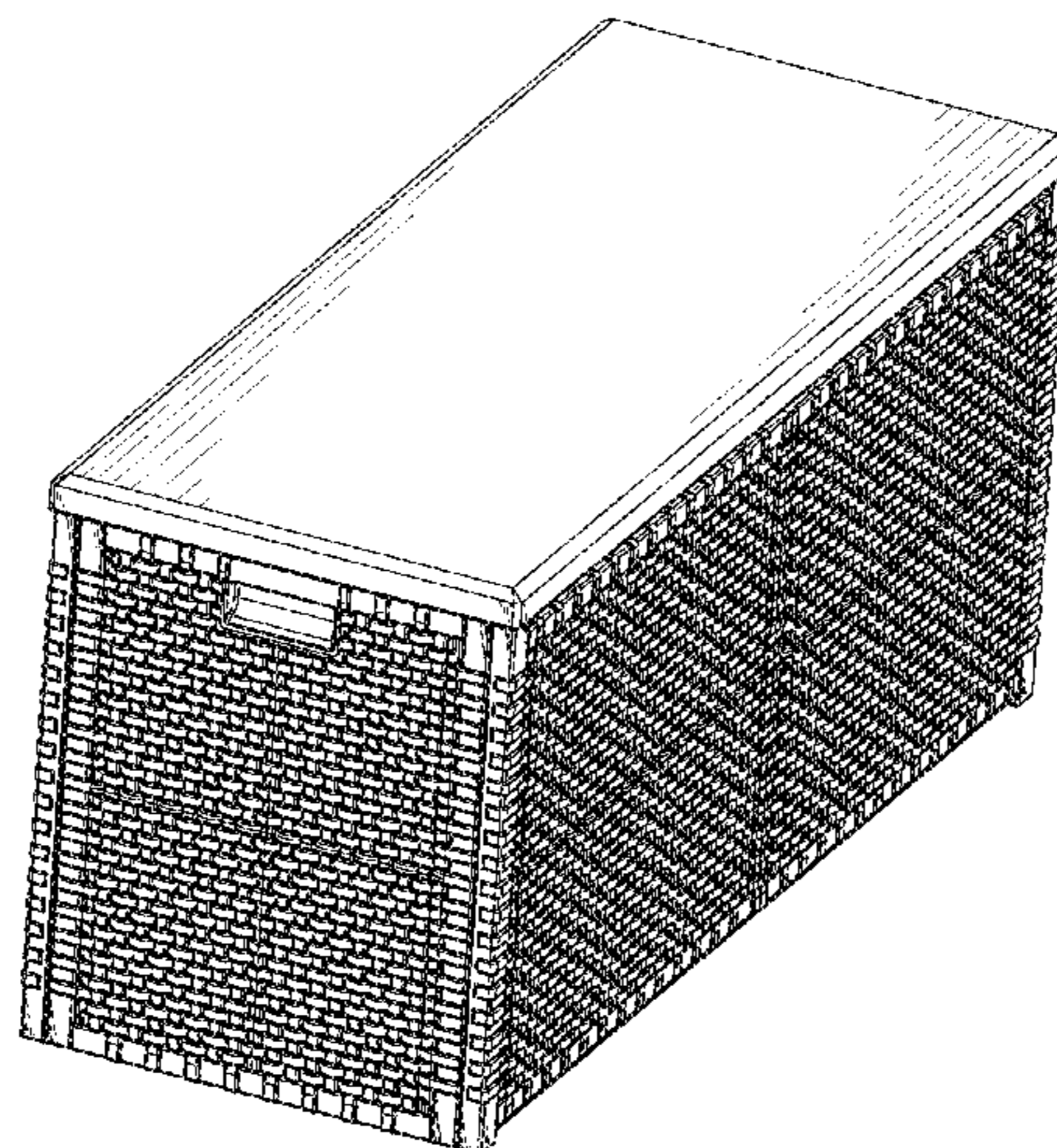
(57) **CLAIM**

The ornamental design for a cabinet, as shown.

DESCRIPTION

FIG. 1 is a front view of a cabinet showing my new design thereof;
FIG. 2 is a rear view thereof,
FIG. 3 is a left side view thereof;
FIG. 4 is a right side view thereof;
FIG. 5 is a top plan view thereof;
FIG. 6 is a bottom plan view thereof; and,
FIG. 7 is a perspective view thereof.

(Continued)



The broken lines shown in the drawings are for the purpose of illustrating portions of the cabinet that form no part of the claimed design.

1 Claim, 7 Drawing Sheets

(56) **References Cited**

U.S. PATENT DOCUMENTS

D499,582	S	*	12/2004	McDiarmid	D6/661
D600,474	S	*	9/2009	Lowsky	D6/671.1
D647,299	S	*	10/2011	Uffner	D3/277
D715,050	S	*	10/2014	Uffner	D3/277
D723,803	S	*	3/2015	Thuma	D3/277
9,199,782	B1	*	12/2015	Cliatt	B65D 81/3813
D758,766	S	*	6/2016	Kirar	D6/668.2
D792,132	S	*	7/2017	Peota	D6/675
10,427,831	B2	*	10/2019	Jiang	B65D 11/1873
2015/0376917	A1	*	12/2015	Brunner	E05B 65/463
						312/108
2017/0342753	A1	*	11/2017	Jiang	E05D 3/02
2017/0343022	A1	*	11/2017	Jiang	F16B 5/0036
2018/0252465	A1	*	9/2018	Cizik	F25D 23/069

* cited by examiner

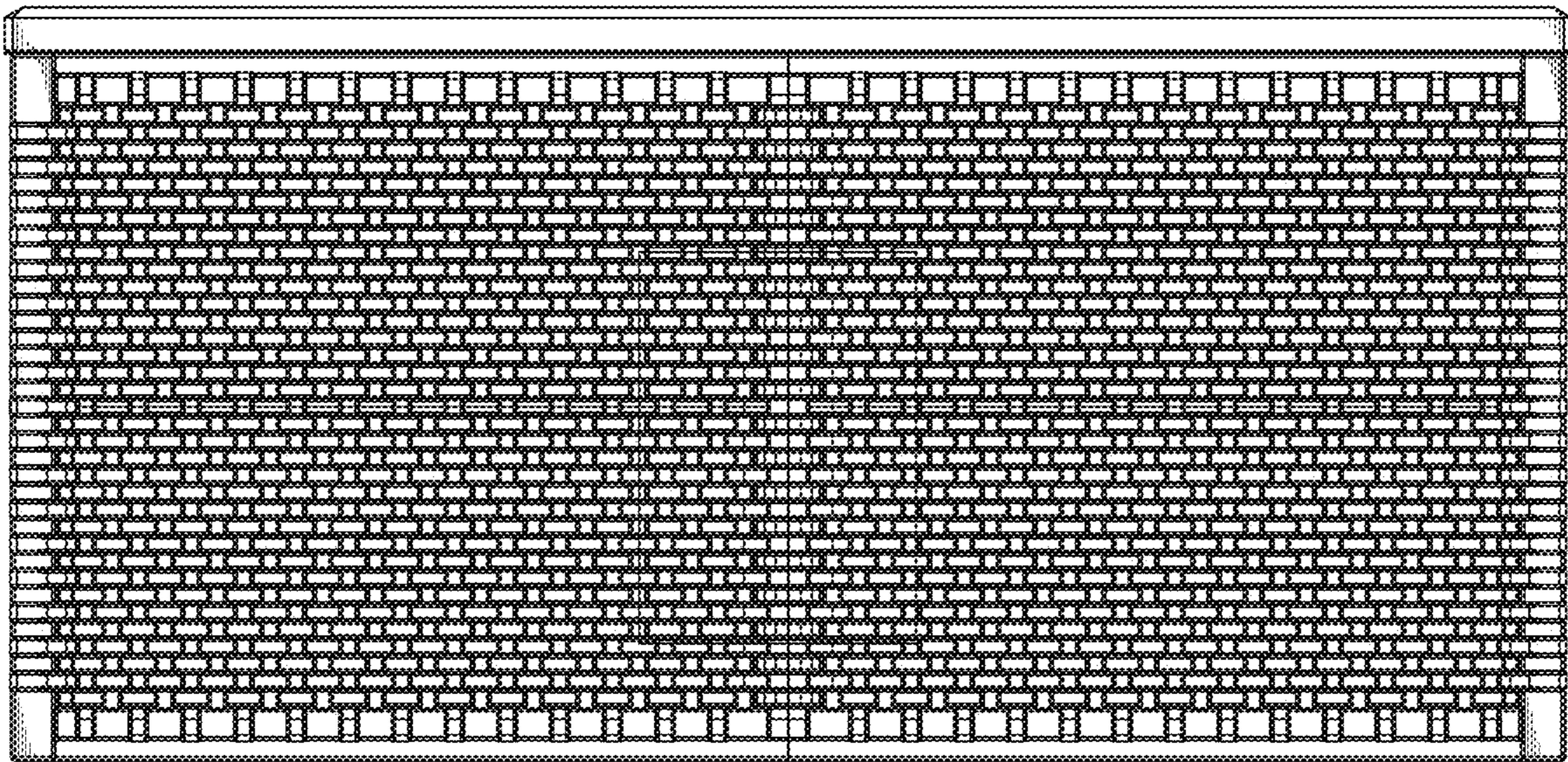


Fig. 1

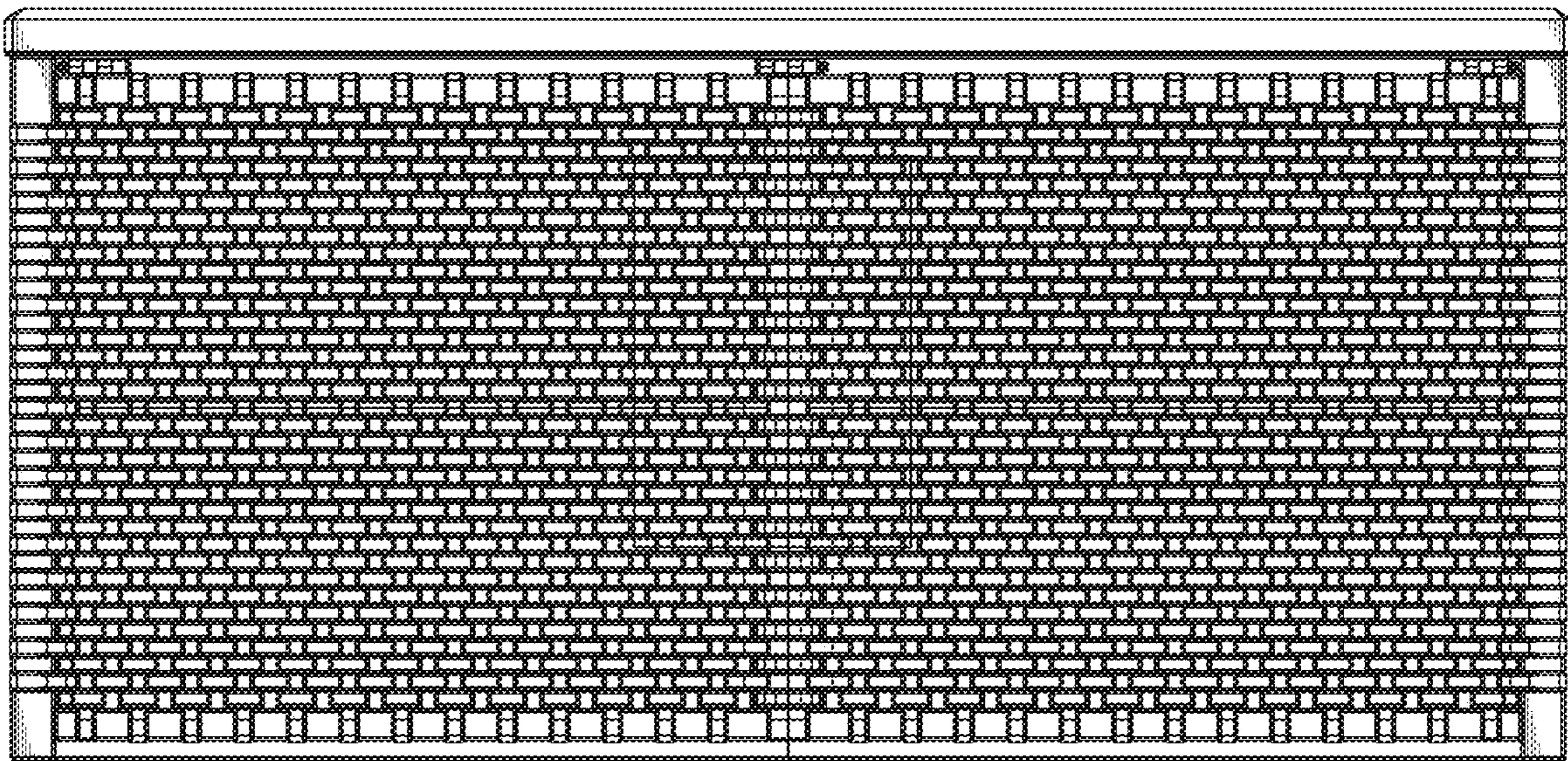


Fig. 2




Fig. 3




Fig. 4




Fig. 5




Fig. 6

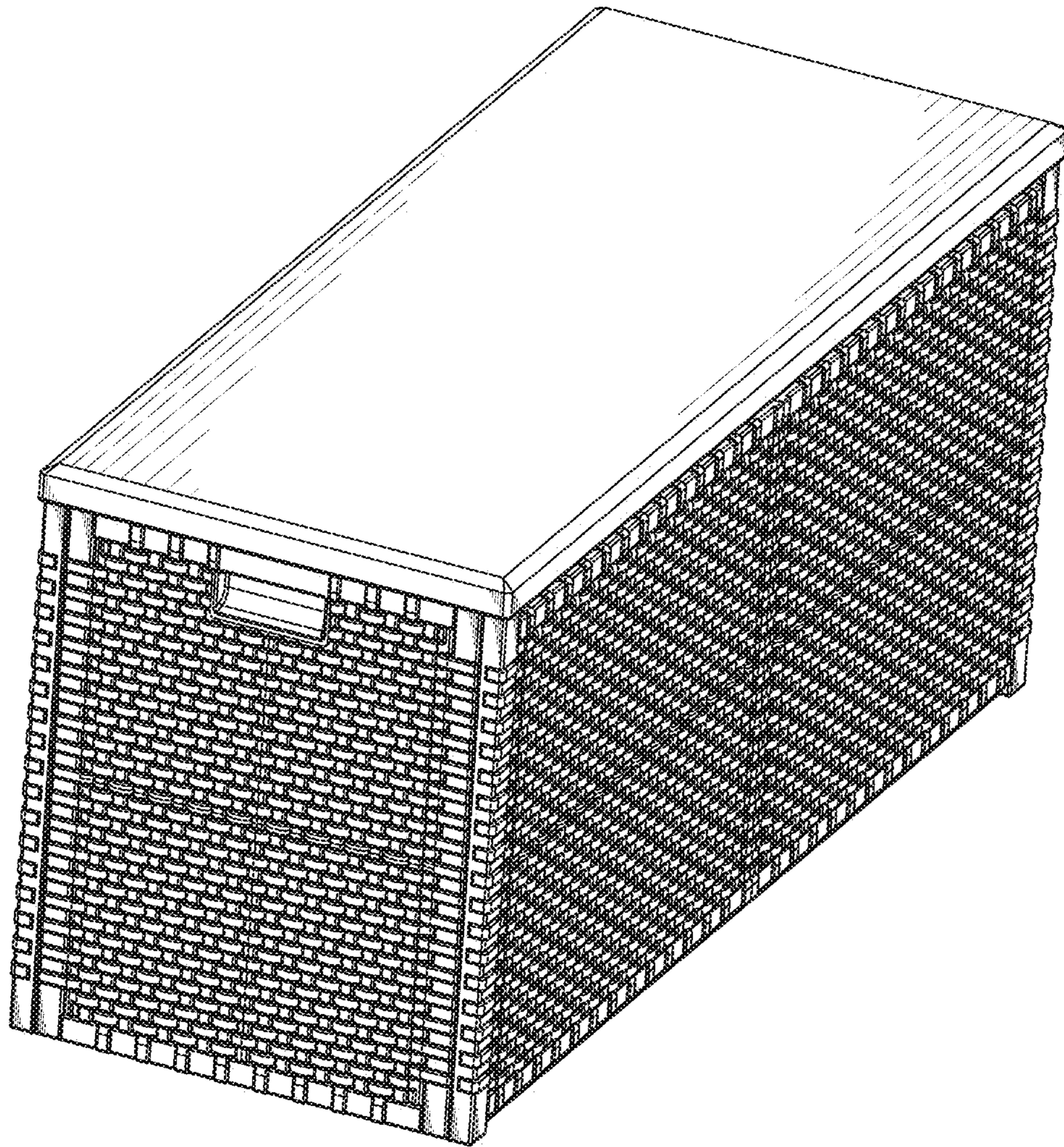


Fig. 7