



US00D881592S

(12) **United States Design Patent**  
**Rashid**

(10) **Patent No.:** **US D881,592 S**

(45) **Date of Patent:** **\*\* Apr. 21, 2020**

(54) **SEAT**

(71) Applicant: **Karim Rashid**, New York, NY (US)

(72) Inventor: **Karim Rashid**, New York, NY (US)

(73) Assignee: **Norix Group, Inc.**, West Chicago, IL (US)

(\*\*) Term: **15 Years**

(21) Appl. No.: **29/628,039**

(22) Filed: **Nov. 30, 2017**

(51) **LOC (12) Cl.** ..... **06-01**

(52) **U.S. Cl.**  
USPC ..... **D6/349**

(58) **Field of Classification Search**  
USPC ..... D6/334-338, 340-343, 349-353, 355,  
D6/358, 364-365, 597, 691-691.9,  
D6/692-692.6, 716-716.1  
CPC ..... A47B 7/00-02; A47C 11/00; A47C 12/00;  
A47C 13/00; A47C 16/00; A47C 16/02;  
A47C 16/04; A47C 9/00-105; A47K  
17/02; A47K 17/028  
See application file for complete search history.

(56) **References Cited**

**U.S. PATENT DOCUMENTS**

D166,830 S \* 5/1952 Shinn ..... D6/708  
3,074,771 A \* 1/1963 Wilson ..... A47B 9/00  
108/12  
D311,840 S \* 11/1990 Glendinning ..... D6/708

D583,578 S \* 12/2008 Swanson ..... D6/355  
D627,993 S \* 11/2010 Peart ..... D6/708  
D642,406 S \* 8/2011 Sofield ..... D6/691.8  
D679,522 S \* 4/2013 Hamill ..... D6/692  
D699,450 S \* 2/2014 Fuller ..... D6/334  
D767,924 S \* 10/2016 Livingston ..... D6/691  
D770,208 S \* 11/2016 Muller ..... D6/708  
D785,385 S \* 5/2017 Traeger ..... D6/692  
D786,595 S \* 5/2017 Mingenbach ..... D6/707.18  
D817,051 S \* 5/2018 Connors ..... D6/708

\* cited by examiner

*Primary Examiner* — Vy N Koenig

(74) *Attorney, Agent, or Firm* — James Palmatier;  
Applied Patent Services, PC

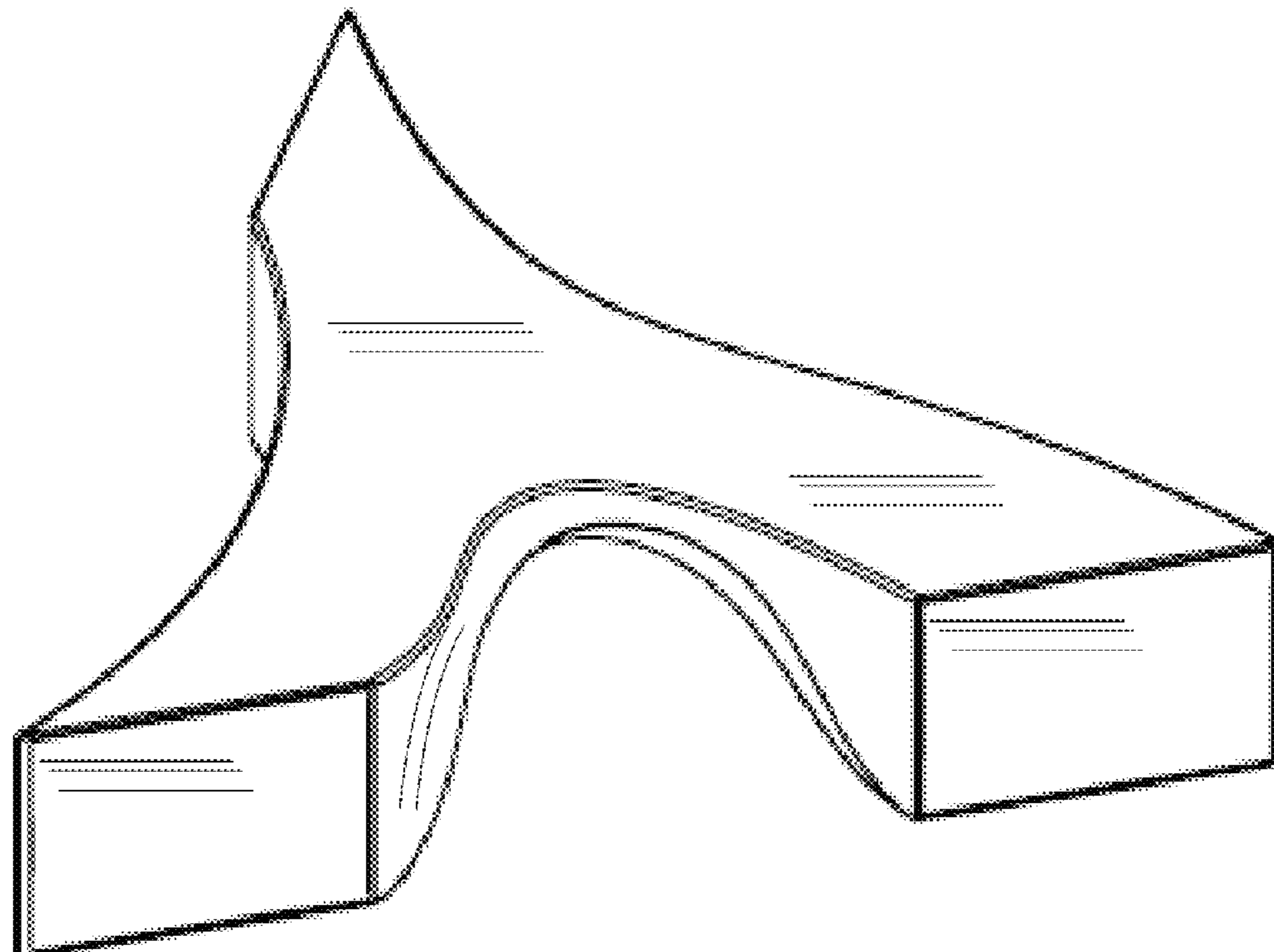
(57) **CLAIM**

The ornamental design for a seat, as shown and described.

**DESCRIPTION**

FIG. 1 is a top plan view of my new seat design;  
FIG. 2 is a front elevation view of my new seat design of FIG. 1;  
FIG. 3 is a bottom plan view of my new seat design of FIG. 1;  
FIG. 4 is a left side elevation view of my new seat design of FIG. 1;  
FIG. 5 is a right side elevation view of my new seat design of FIG. 1;  
FIG. 6 is a top perspective view of my new seat design of FIG. 1; and,  
FIG. 7 is a bottom perspective view of my new seat design of FIG. 1.

**1 Claim, 2 Drawing Sheets**



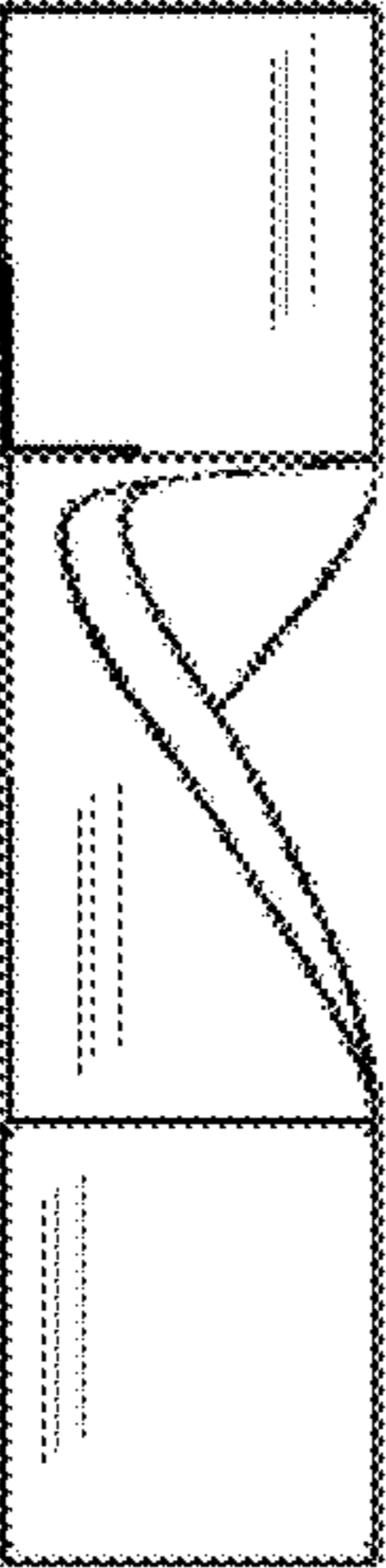
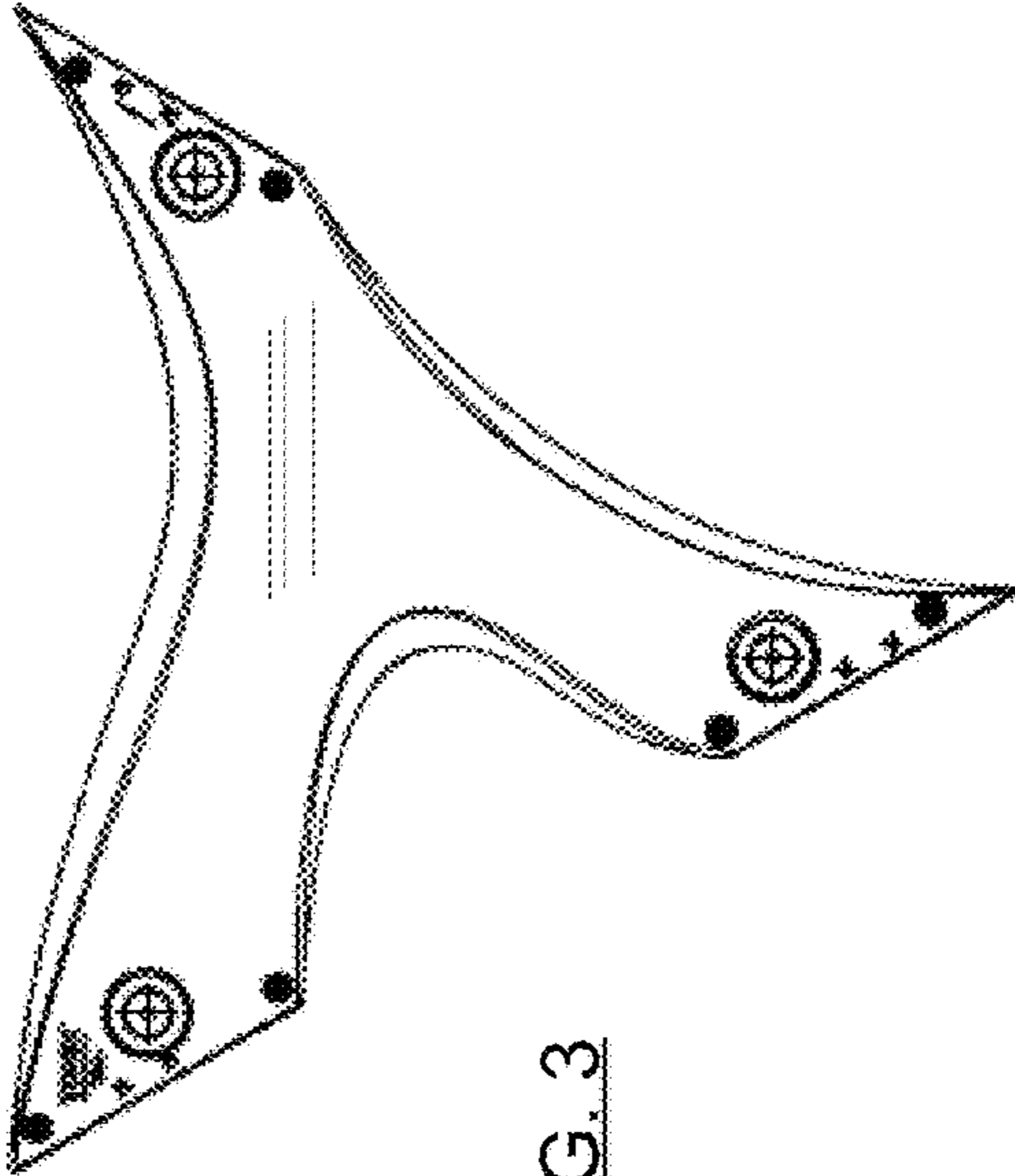
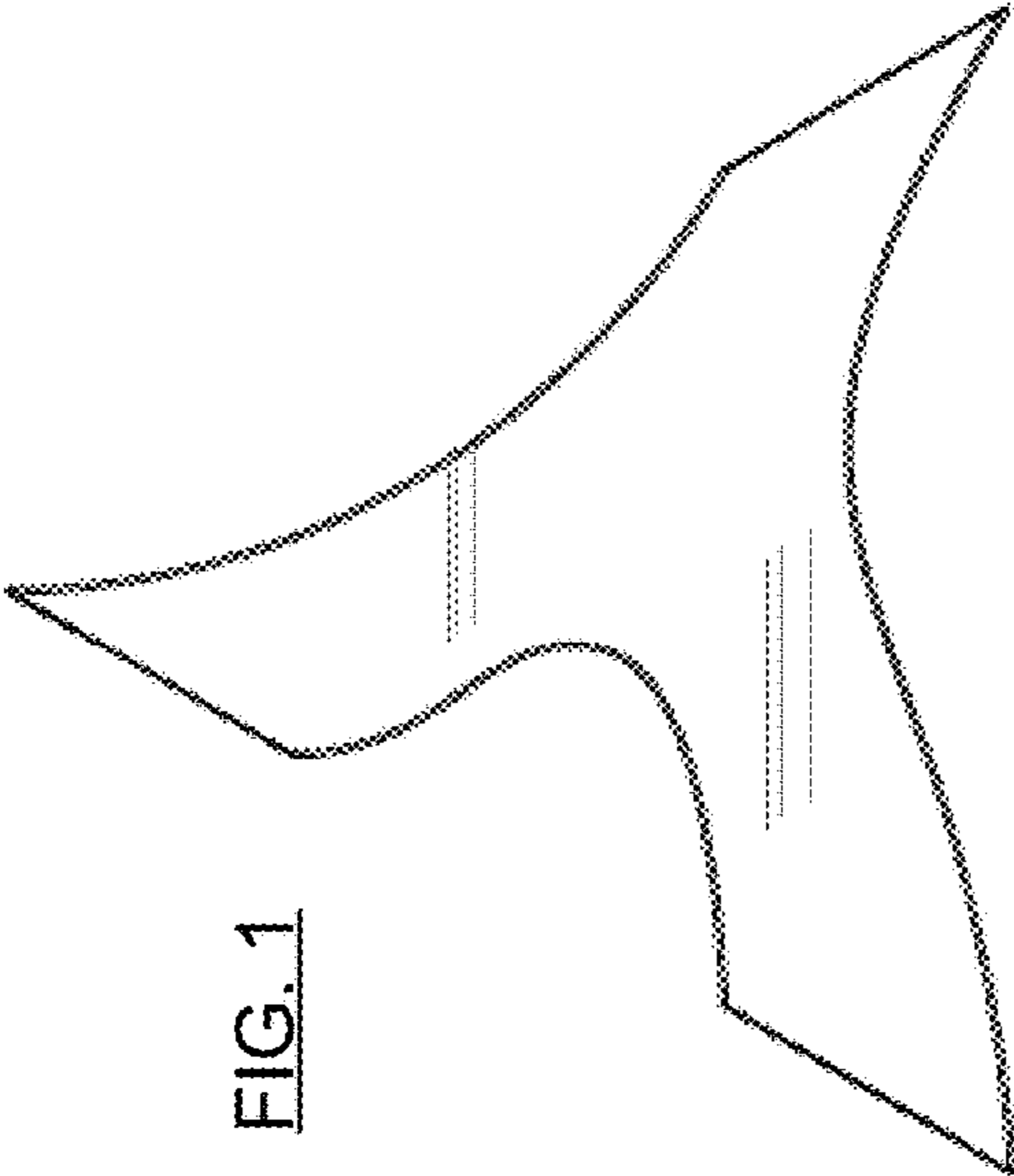


FIG. 4

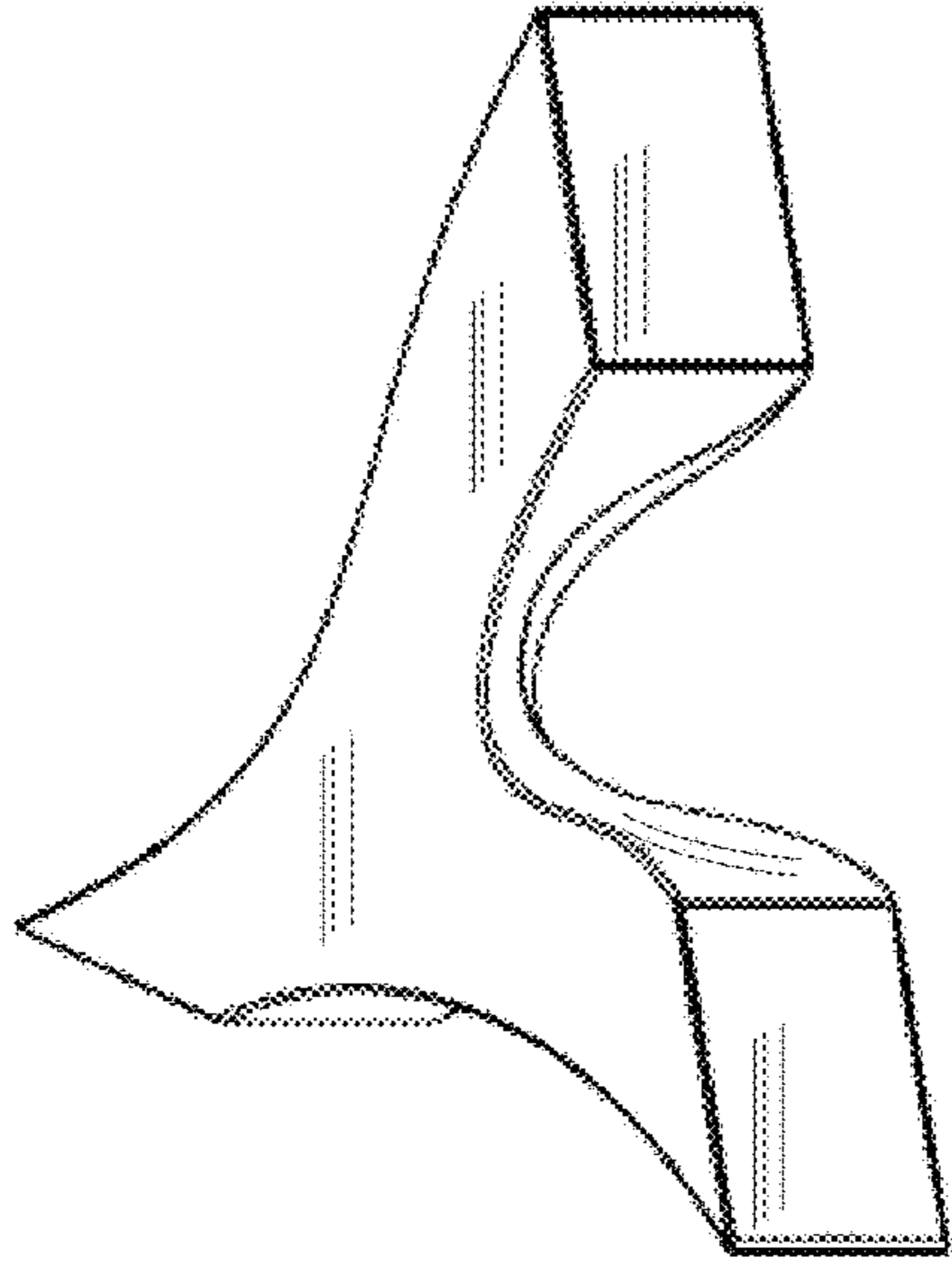


FIG. 6




FIG. 5

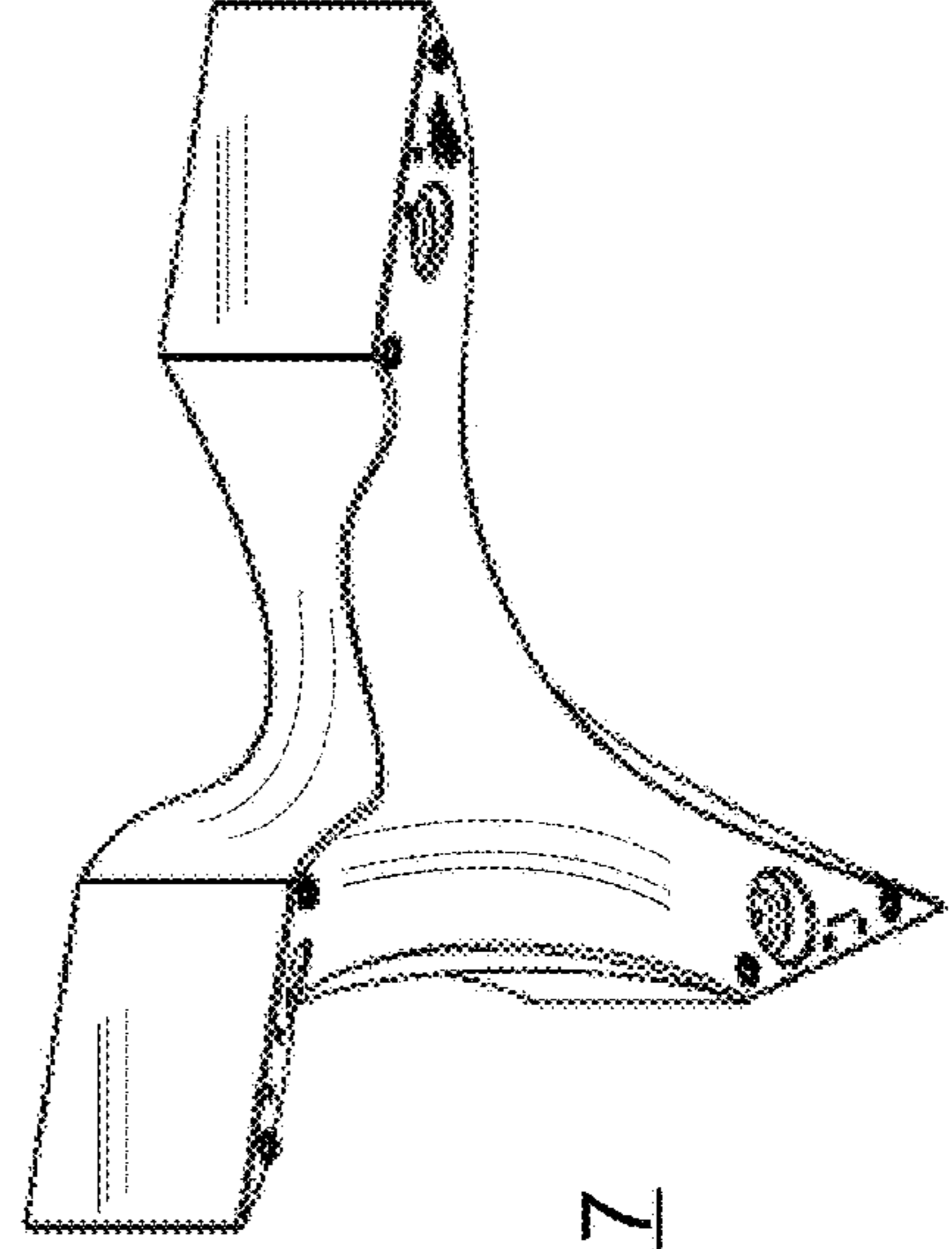


FIG. 7