



US00D881581S

(12) **United States Design Patent** (10) **Patent No.:** **US D881,581 S**  
**Smigel** (45) **Date of Patent:** **\*\* Apr. 21, 2020**

(54) **TOOTHBRUSH HEAD**  
(71) Applicant: **Robell Research, Inc.**, New York, NY (US)  
(72) Inventor: **Lucia Smigel**, New York, NY (US)  
(73) Assignee: **Robell Research, Inc.**, New York, NY (US)

D402,811 S \* 12/1998 Stansbury, Jr. .... D4/101  
D484,312 S \* 12/2003 Li ..... D4/101  
D508,324 S \* 8/2005 Lamason ..... D4/101  
7,198,051 B1 \* 4/2007 Festa ..... A46B 5/0095  
132/309  
D660,001 S \* 5/2012 Peluso ..... D4/101  
D765,415 S \* 9/2016 Zhen ..... D4/101  
D815,274 S \* 4/2018 Ladwig ..... D24/111  
D846,882 S \* 4/2019 Fang ..... D4/101

(\*\*) Term: **15 Years**

(21) Appl. No.: **29/668,531**

(22) Filed: **Oct. 31, 2018**

(51) **LOC (12) Cl.** ..... **04-02**

(52) **U.S. Cl.**  
USPC ..... **D4/101**

(58) **Field of Classification Search**  
USPC ..... D1/106, 199; D4/100-104, 108-111,  
D4/127, 128, 132-136, 138, 199; D8/61;  
D13/107, 108; D14/288; D24/119, 146,  
D24/180; D30/158, 159  
CPC .... A46B 5/00; A46B 9/04; A46B 9/10; A46B  
7/00; A46B 2200/1066; A46B 2200/1073;  
A46B 2200/1086

See application file for complete search history.

(56) **References Cited**

**U.S. PATENT DOCUMENTS**

D241,891 S \* 10/1976 Cannon ..... D4/104  
D281,653 S \* 12/1985 Baity ..... D4/108  
4,821,752 A \* 4/1989 Widlak ..... A46B 5/0095  
132/309  
D352,829 S \* 11/1994 Perry ..... D4/104

**OTHER PUBLICATIONS**

Supersmile | Products | Zina45™ Deluxe Sonic Pulse Toothbrush, posted on Nov. 6, 2018, © 2019 supersmile [online], [site visited Jul. 8, 2019]. Available from Internet, <URL: <https://www.supersmile.com/products/zina45-deluxe-sonic-pulse-toothbrush/>>.\*

\* cited by examiner

*Primary Examiner* — Philip S Hyder  
*Assistant Examiner* — Cary M Robinson  
(74) *Attorney, Agent, or Firm* — Michael J. Brown

(57) **CLAIM**

I claim the ornamental design for the toothbrush head, as shown and described.

**DESCRIPTION**

FIG. 1 is a front perspective view of the new ornamental toothbrush head of the present invention.

FIG. 2 is a front view thereof.

FIG. 3 is a rear view thereof.

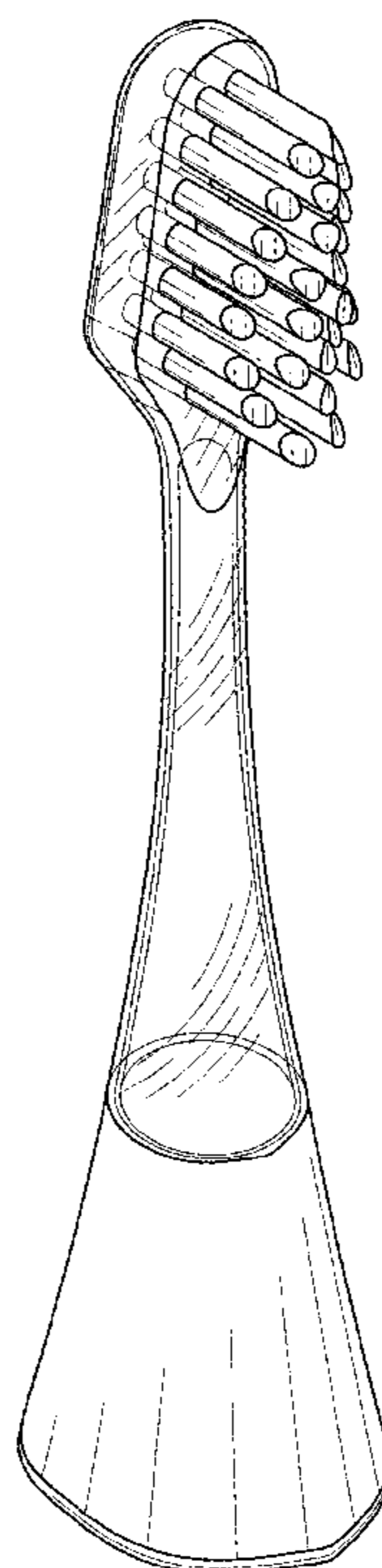
FIG. 4 is a right side view thereof.

FIG. 5 is a left side view thereof.

FIG. 6 is a top view thereof; and,

FIG. 7 is a bottom view thereof.

**1 Claim, 3 Drawing Sheets**



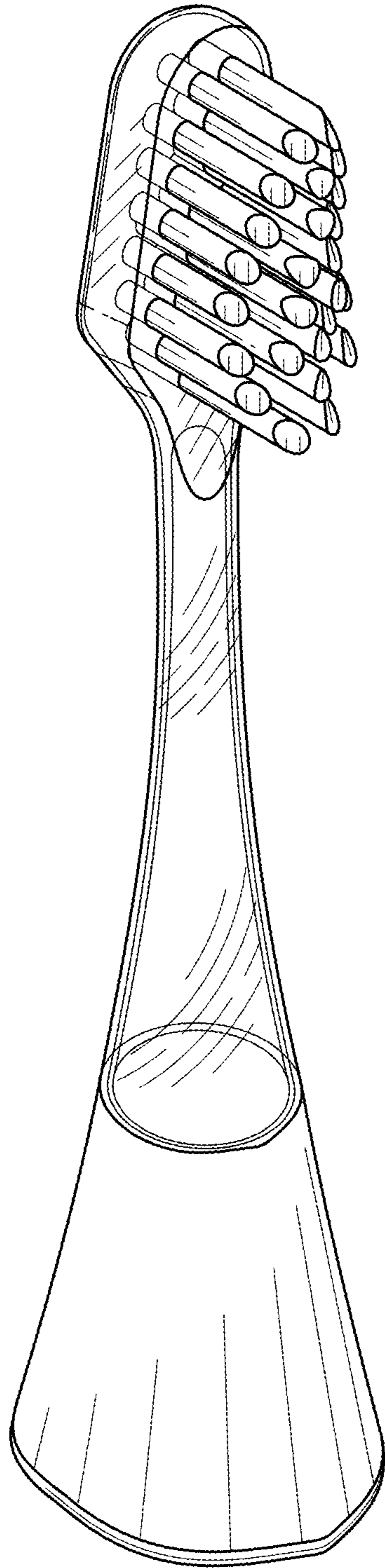


FIG. 1

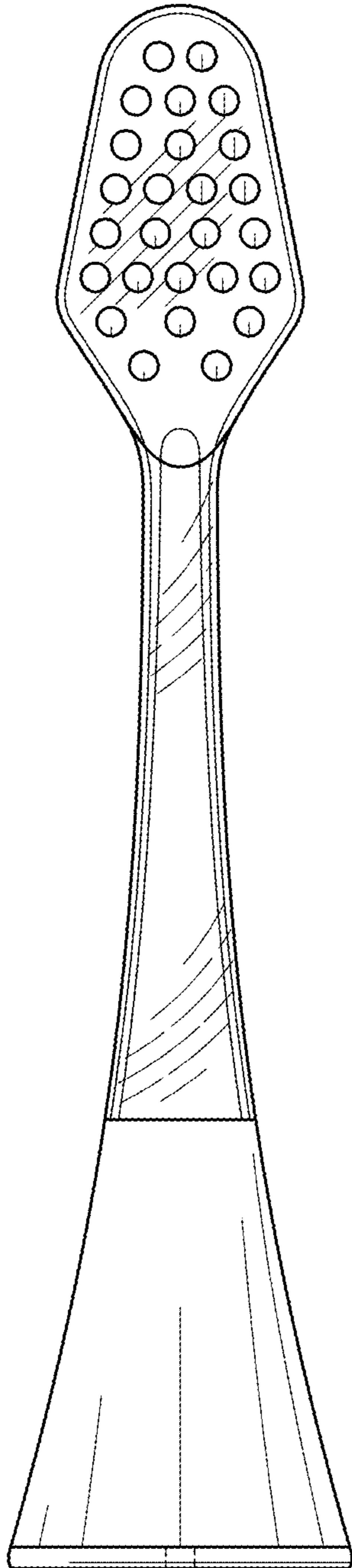


FIG. 2

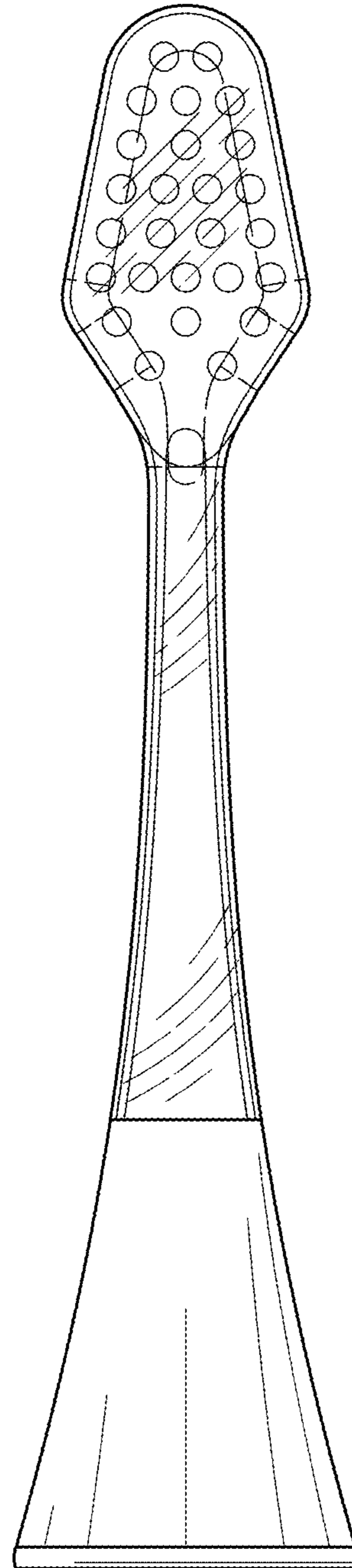


FIG. 3

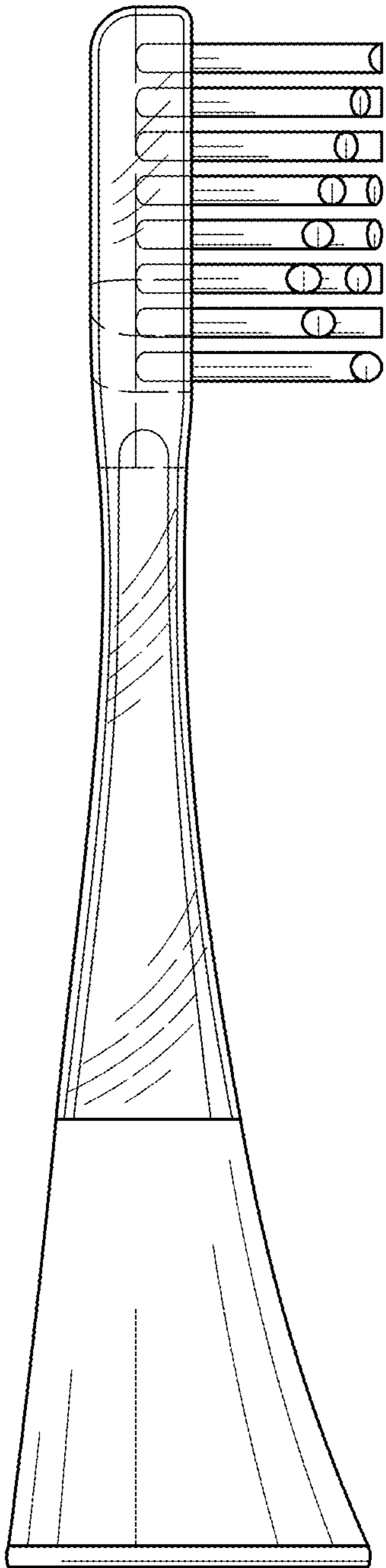


FIG. 4

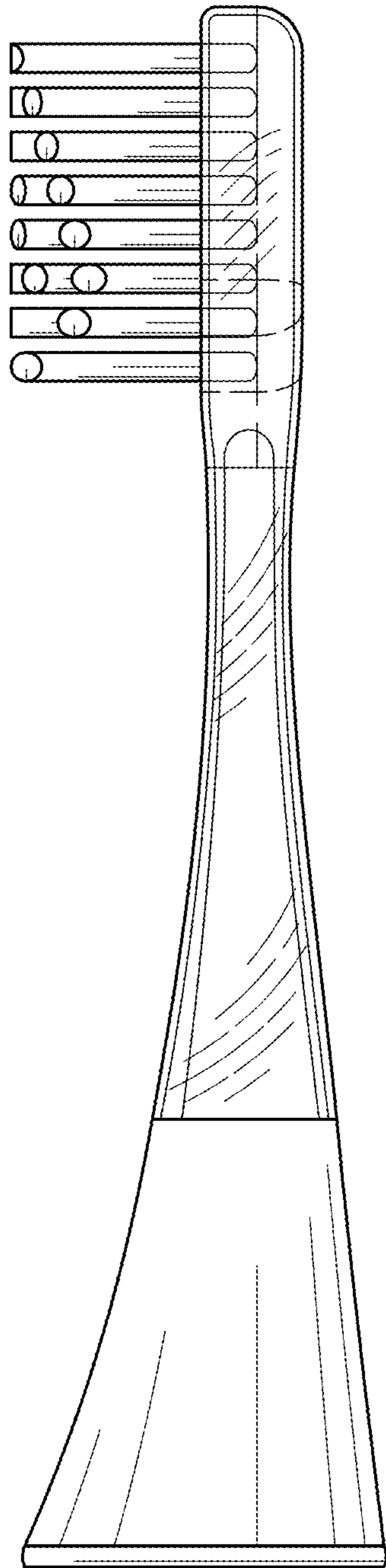


FIG. 5

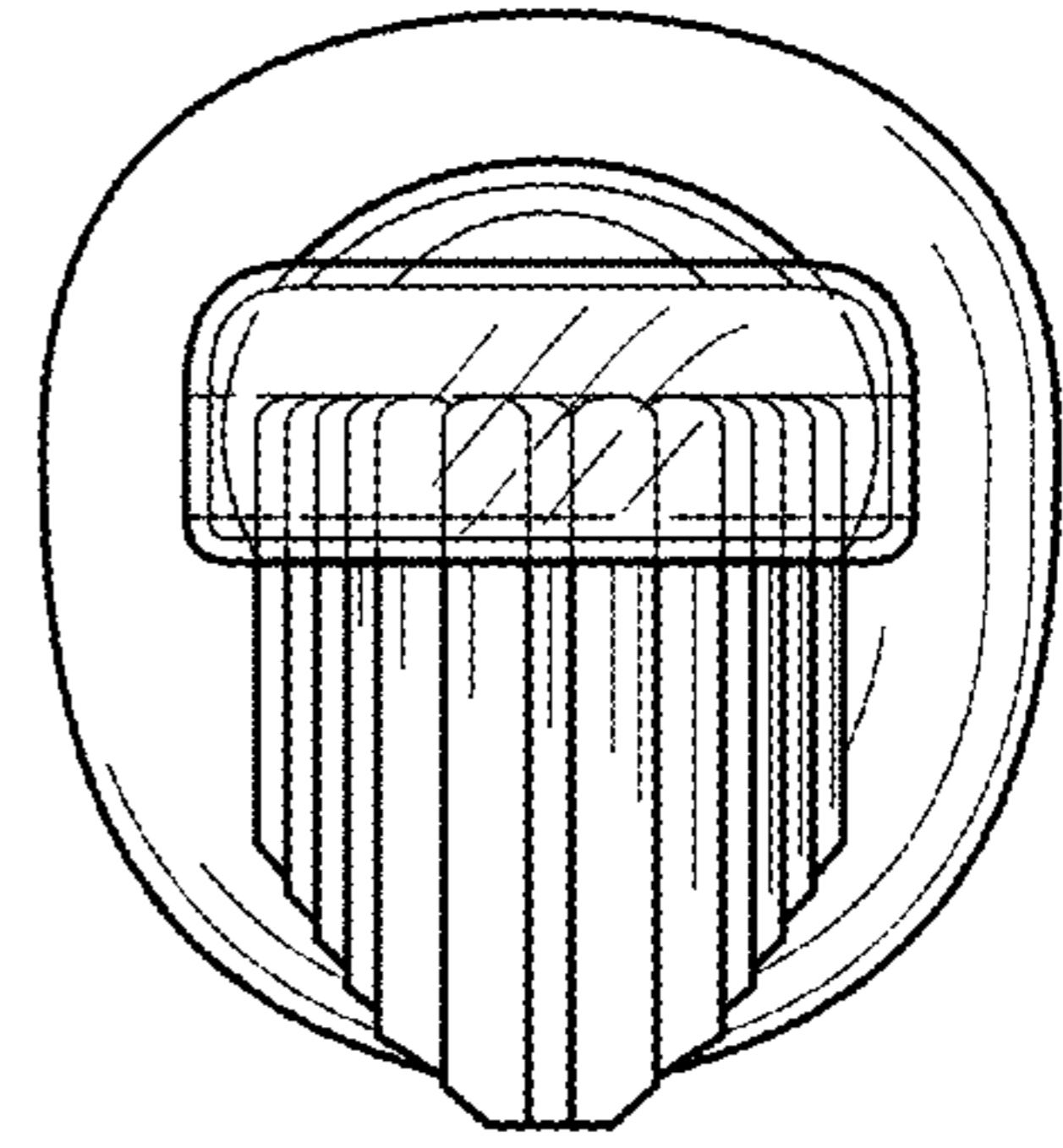


FIG. 6

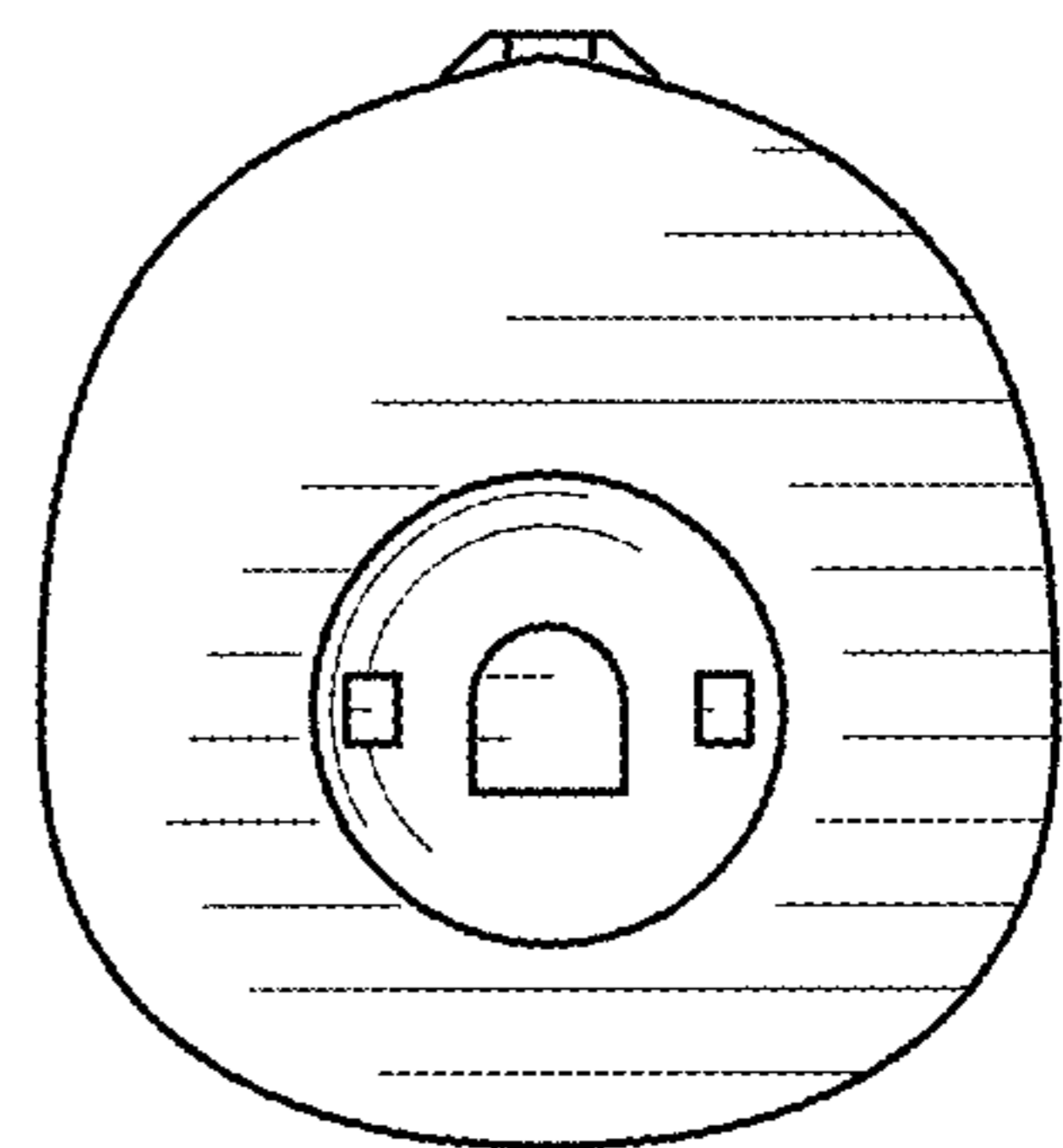


FIG. 7